

TURNING PROMISES INTO ACTION:

GENDER EQUALITY IN THE 2030 AGENDA FOR SUSTAINABLE DEVELOPMENT

The 2030 Agenda is clear: there can be no sustainable development without gender equality. *Turning promises into action: Gender equality in the 2030 agenda*, a global monitoring report by UN Women, asks: **How far have we come in turning this new development consensus into results for women and girls and what is needed to bridge the remaining gaps between rhetoric and reality?**

New data analysis* in the report puts a spotlight on gender-based discrimination across all 17 SDGs. The goal-by-goal review shows that gender inequalities—deeply rooted and present across all countries—are pervasive in each and every dimension of sustainable development. **See goal-by-goal summary below.**

Using micro-level data, the report shows how across countries, women and girls who experience multiple and intersecting forms of discrimination are often left behind and excluded from progress. These groups of women and girls are excluded not only from access to education and health, but also other key measures of well-being including access to clean water, fuel and housing. **See case studies summary below.**

Addressing these challenges requires dramatic advances in statistics, financing and policies for gender equality.

THE NEED FOR ACTION

The report identifies four key areas for action:

1. Harnessing policy synergies: the demands for implementation are huge—there are 17 goals and gender equality matters for all of them. Integrated approaches to implementation are pivotal to harnessing these synergies.
2. Improving gender data, statistics and analysis to effectively monitor progress for women and girls across all goals and targets.
3. Prioritizing gender-responsive investments, policies and programmes to align action with the principles, values and aspirations of the 2030 Agenda.
4. Strengthening accountability through gender-responsive processes and institutions to ensure an integrated approach to implementation, follow-up and review with gender equality at its core.

See *Policy in Focus* summary below

* **NOTE:** Data presented are from global databases and may not reflect the most up-to-date country level information. In addition, data may differ from national figures due to harmonization processes performed for international comparability.

FACT SHEET – LATIN AMERICA AND THE CARIBBEAN

Gender-based discrimination— deeply rooted and present across all countries—threatens to undermine the transformative potential of the 2030 Agenda in real and measurable ways:

1 NO POVERTY

Globally, there are 122 women aged 25-34 living in extreme poverty for every 100 men of the same age group.

For women aged 25-34, extreme poverty numbers are highest for the **Latin America and the Caribbean** region, where there are 132 women living in extreme poverty for every 100 men.

Based on data for 89 developing countries, divorced women aged 15 and older are two times as likely to be poor than divorced men in that same age group. **Latin America and the Caribbean** is the region with the largest share of divorced women among the female population in poverty, at 15.8 per cent.

2 ZERO HUNGER

In nearly two thirds of countries, women are more likely than men to report food insecurity.

In **Belize**, the prevalence of food insecurity among women is nearly 10 percentage points greater than that of men. In **Peru**, this difference is 8 percentage points.

3 GOOD HEALTH AND WELL-BEING

Globally, 303,000 women died from pregnancy-related causes in 2015. The rate of death is declining much too slowly to achieve Target 3.1.

In **Latin America and the Caribbean** in 2015, there were 68 maternal deaths per 100,000 live births, which is lower than the global average of 216.

4 QUALITY EDUCATION

15 million girls of primary school age will never get the chance to learn to read or write in primary school, compared to 10 million boys.

5 GENDER EQUALITY

The 2030 Agenda promises to put an end to barriers that prevent women and girls from realizing their full potential. But significant challenges lie ahead:

5.1 In 18 countries, husbands can legally prevent their wives from working; in 39 countries, daughters and sons do not have equal inheritance rights; and 49 countries lack laws protecting women from domestic violence.

5.2 Globally, 1 in 5 women and girls under the age of 50 reported experiencing physical and/or sexual violence by an intimate partner within a 12-month period.

This figure is even higher for **Latin America and the Caribbean**, with 21.0% of women and girls aged 15 to 49 reporting having experienced physical and/or sexual violence by an intimate partner in the past 12 months.

5.3 Globally, 750 million women and girls were married before the age of 18 and at least 200 million women and girls in 30 countries have undergone FGM.

In **Latin America and the Caribbean**, 29% of women aged 20-24 were first married before the age of 18, and 7% were first married before the age of 15.

5.4 Women do 2.6 times the unpaid care and domestic work that men do.

In **Latin America and the Caribbean**, women in the poorest income groups allocate more time to unpaid care and domestic work than those in the richest. Men consistently spend less time on these tasks, regardless of income.

5.5 Women hold just 23.7% of parliamentary seats, an increase of 10 percentage points compared to 2000 – but still way below parity.

In September 2017, women occupied 29.3% of seats in national parliaments in **Latin America and the Caribbean**. The **Plurinational State of Bolivia**, with one of the highest rates of female representation in parliament at 53%, is also one of only two countries in the world where women occupy more seats in parliament than men. **Haiti**, at just 2.5% of parliamentary seats held by women, has the lowest female representation in national parliaments in the region.

5.6 Based on data from 45 countries, primarily in sub-Saharan Africa, only 52% of women aged 15-49 who are married or in a union freely make their own decisions about sexual relations, contraceptive use and health care.

In **Latin America and the Caribbean**, data is available on three countries: **Dominican Republic**, **Guyana** and **Honduras**. In these countries, 77%, 71% and 70% of women, respectively, report making their own informed decisions about sexual relations, contraceptive use and health care.

5.a Globally, women are just 13% of agricultural land holders.

5.b The benefits of internet and technology are accessible to men at a much higher rate than women, leaving women behind in Internet access and mobile phone ownership.

Latin America and the Caribbean is the only region where women have higher Internet usage rates than men (66.7% and 65.2%, respectively).

5.c More than 100 countries have taken action to track budget allocations for gender equality.

6 CLEAN WATER AND SANITATION

Women and girls are responsible for water collection in 80% of the world's households without access to water on premises.

7 AFFORDABLE AND CLEAN ENERGY

Indoor air pollution from using combustible fuels for household energy caused 4.3 million deaths in 2012, with women and girls accounting for 6 out of every 10 of these.

8 DECENT WORK AND ECONOMIC GROWTH

Globally, the labour force participation rate (LFPR) among prime working-age women (aged 25–54) stands at 63%, compared to 94% among their male counterparts.

The global gender gap in LFPR among prime working-age adults (aged 25-54) has remained relatively unchanged over the last 20 years, with the notable exception of **Latin America and the Caribbean**, where more than 70 million women have entered the labour force since the 1980s. Data show that since 1997, women's participation has increased in this region from 57% to 68%.

At the same time, however, black and indigenous women in **Latin America and the Caribbean** experience severe disadvantages in white and black male-dominated spaces, including unequal access to the labour market and substantial wage differentials.

9 INDUSTRY, INNOVATION AND INFRASTRUCTURE

Women represent 28.8% of researchers worldwide. Only about 1 in 5 countries have achieved gender parity in this area.

In **Latin America and the Caribbean**, 47% of researchers are women.

10 REDUCED INEQUALITIES

Up to 30% of income inequality is due to inequality within households, including between women and men. Women are also more likely than men to live below 50% of the median income.

Single-mother households are disproportionately likely to fall below the 50% median income mark, with a few countries in **Latin America and the Caribbean** showing above-average disadvantage for single-mother females. In **Brazil**, over 40% of single-mother households live below 50% of the median income (compared to about 19% of overall women and men). This figure is also very high in **Peru, Paraguay, Uruguay, and Panama**, where more than 35% of single mother households live below 50% of the median income.

11 SUSTAINABLE CITIES AND COMMUNITIES

The global population is becoming more urban, with opportunities and risks for women and girls. The inaccessibility of clean energy sources, clean water, and improved sanitation in slum housing, for example, has adverse consequences on women's health.

In **Honduras**, over 60% of urban women live in slum housing, defined as meeting at least one criterion of the four listed: (1) Lack of access to improved water source, (2) Lack of access to improved sanitation facilities, (3) Lack of sufficient living area, (4) Lack of housing durability.

12 RESPONSIBLE CONSUMPTION AND PRODUCTION

Investment in public transportation yields large benefits for women, who tend to rely on public transport more than men do.

13 CLIMATE ACTION

Climate change has a disproportionate impact on women and children, who are 14 times as likely as men to die during a disaster.

14 LIFE BELOW WATER

The contamination of freshwater and marine ecosystems negatively impacts women's and men's livelihoods, their health and the health of their children.

15 LIFE ON LAND

Between 2010 and 2015, the world lost 3.3 million hectares of forest areas. Poor rural women depend on common pool resources and are especially affected by their depletion.

The practice of forcibly dispossessing people of their land, sometimes referred to as 'land grabbing', occurs everywhere. Land grabs in forest areas often result in conflict between local communities, the destruction of livelihoods and the introduction of industrial-scale monoculture along with pesticides.

16 PEACE, JUSTICE AND STRONG INSTITUTIONS

In times of conflict, rates of homicide and other forms of violent crime increase significantly. While men are more likely to be killed on the battlefield, women are disproportionately subjected to sexual violence and abducted, tortured and forced to leave their homes.

The global female homicide rate stands at 2.3 per 100,000, although figures vary widely across and within regions. The largest regional average is registered **in Latin America and the Caribbean**, with Guyana, El Salvador and the US Virgin Islands registering some of the highest rates.

17 PARTNERSHIPS FOR THE GOALS

In 2012, finances flowing out of developing countries were 2.5 times the amount of aid flowing in, and gender allocations paled in comparison.

LEAVING NO ONE BEHIND (CASE STUDY)

Leaving no one behind means the benefits of sustainable development reach everyone. Currently, across countries, it is those women and girls who experience multiple and intersecting forms of discrimination who are often the furthest behind. In the case of **Colombia**, the report finds:

- *Skilled attendance during childbirth*: Poorest rural indigenous women are more than 300 times as likely as women who do not identify with any ethnicity and live in the richest urban households to lack skilled birth attendance during child birth.
- *Adolescent birth*: 48.7% of the poorest rural Afro-Colombian women delivered their first child before the age of 18, compared to only 6.5% of the richest urban Afro-Colombian women.
- *Clustered deprivation*: 54.8% of Colombian women simultaneously deprived in three SDG-related dimensions live in the poorest households and 56.5% reside in rural areas. Women who identify as indigenous or Afro-Colombian are over-represented among the simultaneously deprived.

POLICY IN FOCUS

Harnessing policy synergies

Investments in accessible, affordable and quality early childhood education and care (ECEC) can contribute to the achievement of several gender- and child-related goals and targets of the 2030 Agenda by, for instance, reducing the time women spend on unpaid care by shifting some of it out of the family (Target 5.4), enabling women to increase their access to employment (Target 8.5) and enhancing school readiness (Target 4.2).

A range of policy agendas, from health, to social protection, transport and trade, can support the rights of both care providers and recipients, of which **Uruguay's** National Integrated Care System is an excellent example. Adopted in 2015, this System was developed by an inter-institutional working group comprising different government ministries, civil society actors and care service providers, and addresses the diverse care needs of preschool children, frail elderly persons and people with disabilities.

The need for global gender data availability

Gaps in gender data and the lack of trend data make it difficult to assess and monitor the direction and pace of progress for women and girls. The availability of data necessary for global monitoring of the gender-specific indicators is at a mere 26%. Unless gender is mainstreamed into national statistical strategies, gender data scarcity will persist.

At the regional level, **Latin America and the Caribbean** has the greatest coverage, with 30% of the data needed for global monitoring of gender-specific indicators available.

Prioritizing gender-responsive investments, policies and programmes

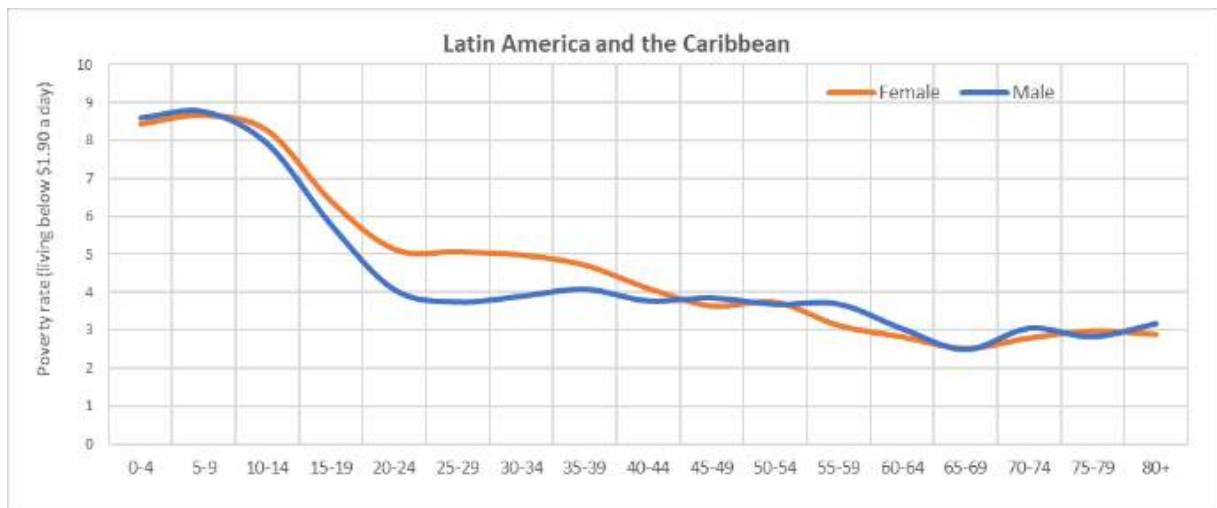
Prioritizing gender-responsive investments pays off. In **Uruguay**, for instance, it is estimated that a gross annual investment of 2.8% of GDP in ECEC would not only result in universal coverage for all 0-5-year-old children, but also create more than 80,000 new jobs, raising female employment by 4.2%. These new jobs would generate new tax and social security revenue of up to US\$638 million.

APPENDIX

Note: The below represent a selection of illustrative examples for the Latin America and Caribbean region. Country-specific data may be available; if you are interested in country-specific data, please contact us at gender.data@unwomen.org using the subject line “SDG Report”.

1 NO POVERTY

Proportion of people living in extreme poverty, by sex and age, 2009-2013



Source: World Bank calculations using Global Micro Database 2017.

Notes:

a – Living below \$1.90 a day.

b – Data refer to the most recent available during the period specified for 89 developing countries.

Country	% of females who are food insecure	% of males who are food insecure	Gender gap (female-male)
Dominican Republic	52.17	53.55	-1.38
Panama	30.13	30.53	-0.4
Chile	13.33	13.64	-0.31
Ecuador	25.27	25.56	-0.29
Nicaragua	44.1	44.13	-0.03
Bolivia (Plurinational State of)	27.81	27.75	0.06
Costa Rica	20.93	20.64	0.29
Uruguay	16.16	15.66	0.5
Colombia	25.91	24.99	0.92
Paraguay	20.36	18.33	2.03
Venezuela (Bolivarian Republic of)	33.01	30.89	2.12
Jamaica	45.11	42.08	3.03
Honduras	55.84	52.05	3.79
El Salvador	40.89	36.27	4.62
Haiti	83.39	78.52	4.87
Argentina	16.79	10.28	6.51
Peru	36.94	29.38	7.56
Belize	33.03	23.23	9.8

Source: UN Women calculations based on data from the FAO Food Insecurity Experience Scale (FIES) survey (2014–2015).

Notes: The FIES measures the percentage of individuals in the national population who have experienced food insecurity at moderate or severe levels during the 12-month reference period. The analysis is based on data from 141 countries collected by FAO in the context of the Voices of the Hungry Project. FAO. 2017.

Internet penetration rate by sex and region, 2017

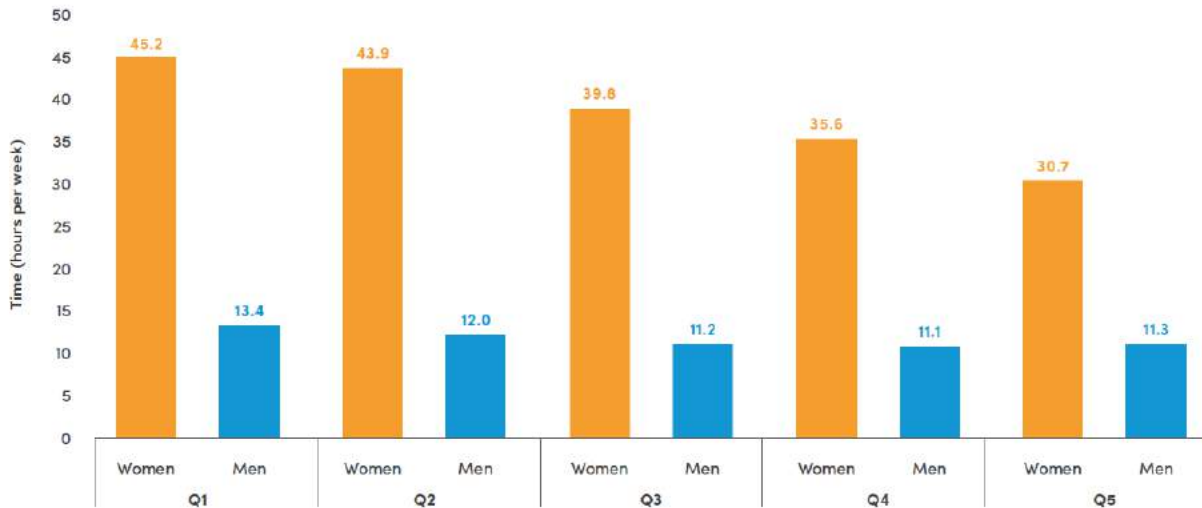
SDG Regional Groupings	Female Internet users as % of total female population 2017	Male Internet users as % of total male population 2017
Australia and New Zealand	53.7	56.9
Central and Southern Asia	41.5	44.6
Eastern and South-eastern Asia	27.8	42.0
Europe and Northern America	75.2	82.0
Latin America and the Caribbean	66.7	65.2
Northern Africa and Western Asia	55.3	59.5
Oceania (excluding Australia and New Zealand)	53.7	56.7
Sub-Saharan Africa	18.4	24.6
World	44.7	50.6

Source: ITU (International Telecommunication Union), 2017. *ICT Facts and Figures 2017*. Geneva: ITU.

Note: Internet penetration rates refer to the number of women and men using the Internet, as a percentage of the respective total female and male population.

5 GENDER EQUALITY

Time spent on unpaid care and domestic work in Latin America and the Caribbean, by sex and income quintile, 2009-2014



Source: ECLAC undated.

Note: The simple (unweighted) regional average is based on latest available data points for a set of nine countries (Argentina, Brazil, Colombia, Ecuador, Guatemala, Honduras, Mexico, Peru and Uruguay).

11 SUSTAINABLE CITIES AND COMMUNITIES

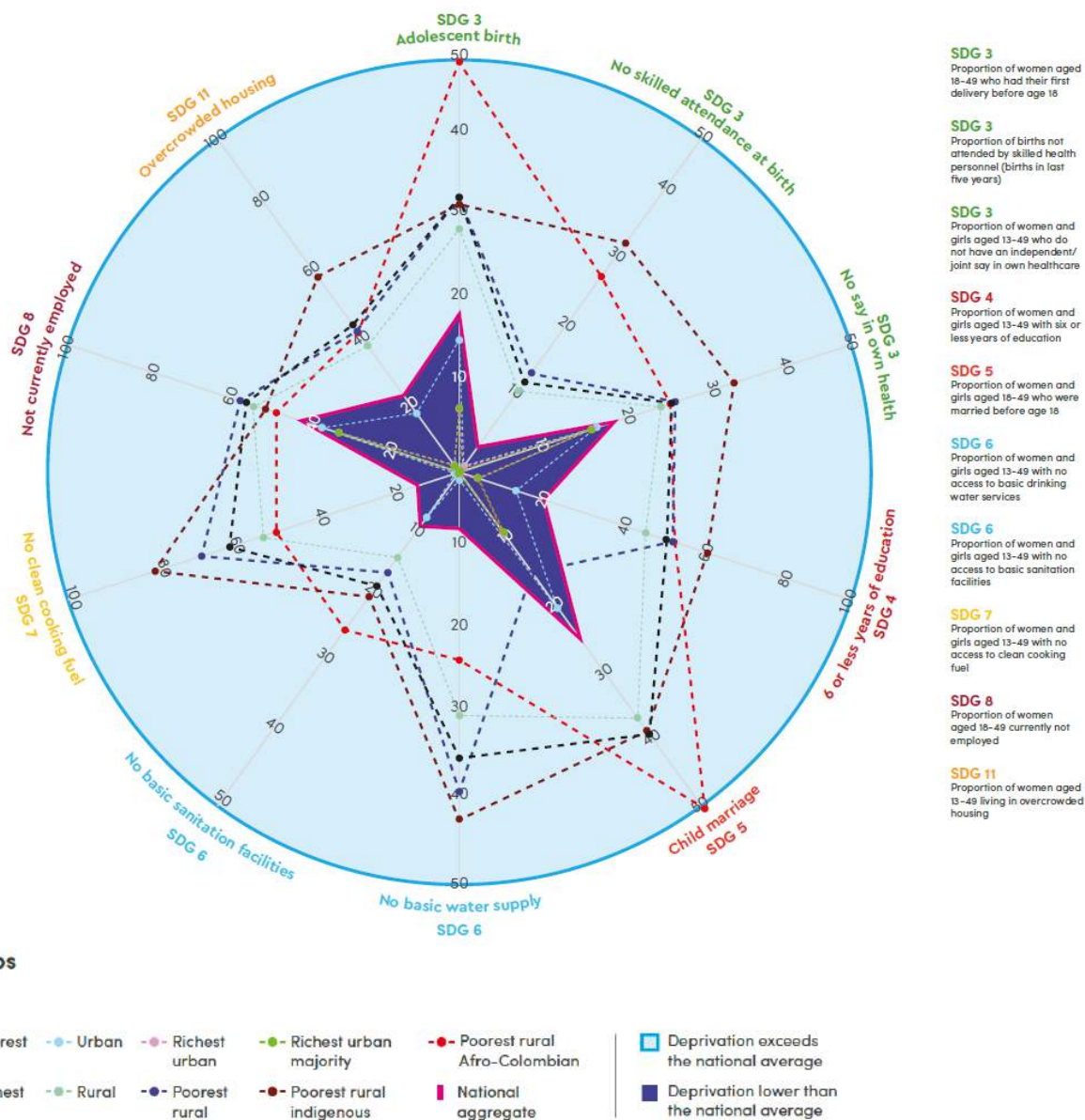
Proportion of urban population living in slums, by region (per cent)

Region	2014	2000
Australia and New Zealand	0.03	0.03
Central Asia and Southern Asia	31.89	46.05
Eastern Asia and South-Eastern Asia	27.55	38.23
Landlocked Developing Countries	59.00	67.11
Latin America and The Caribbean	21.26	29.31
Least developed countries	62.16	77.97
Northern America and Europe	0.10	0.10
Oceania (excluding Australia and New Zealand)	24.15	24.19

Sub-Saharan Africa	55.99	65.04
Western Asia and Northern Africa	22.06	23.11
World	22.77	28.42

Source: UN-Habitat, 2017.

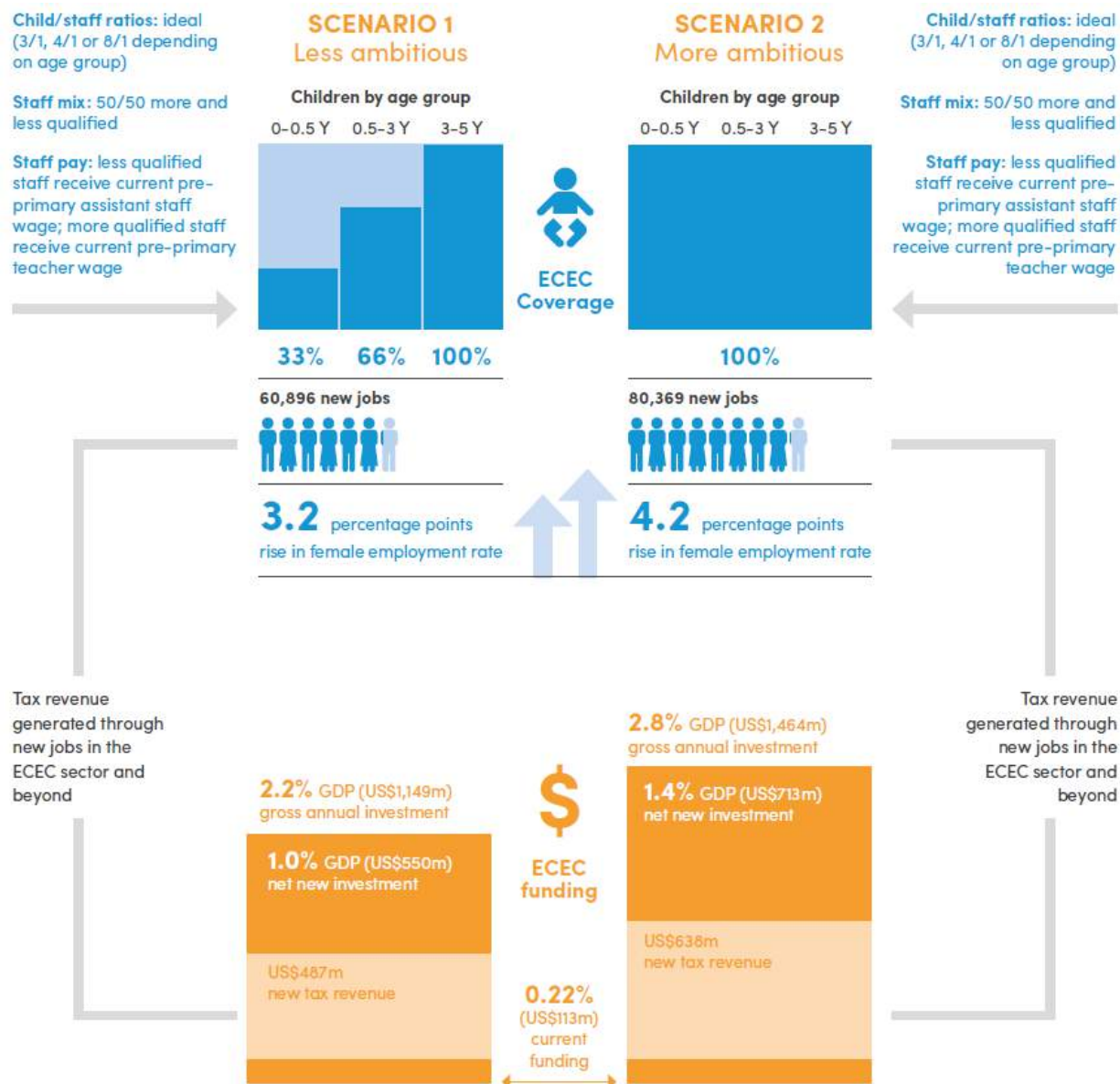
Inequalities in SDG-related outcomes between different groups of women and girls in Colombia, 2015



Source: UN Women calculations based on microdata from Colombia's 2015 DHS (MINSALUD and Profamilia 2015).

Notes: Different scales are used across each of the 10 axes, each corresponding to the maximum and minimum values for each given indicator. Select groups are shown given space limitations. For full group disaggregation, see Annex Table 3.

Early childhood education and care investment scenarios: Uruguay



Source: De Henau 2017. The calculations for Uruguay were prepared by Fernando Filgueira and Rafael Mantero.

Note: All amounts in US\$ are figures for 2017. The exchange rate used was USD 1 = UYU 28.71. The scale used to visually display the number of jobs created is 1 for 10,000.