

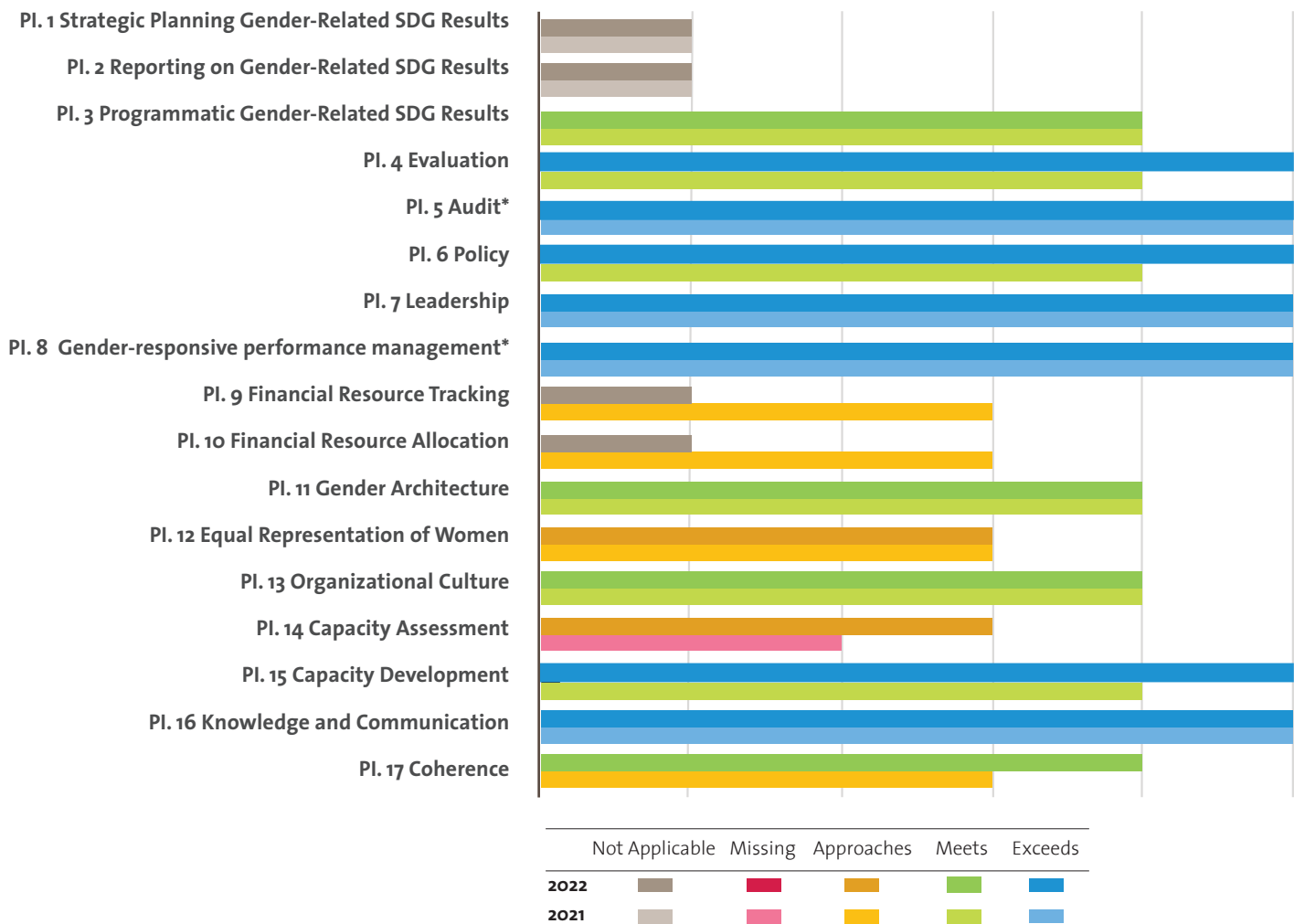
UNITED NATIONS DEPARTMENT FOR SAFETY AND SECURITY (DSS)

UN-SWAP 2.0 PERFORMANCE 2022

The following three pages capture DSS' performance on UN-SWAP 2.0 indicators for 2022.

In 2022, DSS met or exceeded the requirements for 11 performance indicators out of 13 applicable.

UN-SWAP 2.0 PERFORMANCE BY INDICATOR (2021-2022)



PERFORMANCE HIGHLIGHTS IN 2022

Most significant gains

- DSS exceeded the requirements for seven indicators and met the requirements for an additional four.
- Significantly, DSS improved performance across five indicators including, Evaluation, Policy, Capacity assessment, Capacity development and Coherence.

Areas for improvement

- UN Women encourages DSS to focus on the remaining two applicable indicators not yet meeting requirements, Equal representation of women and Capacity assessment.

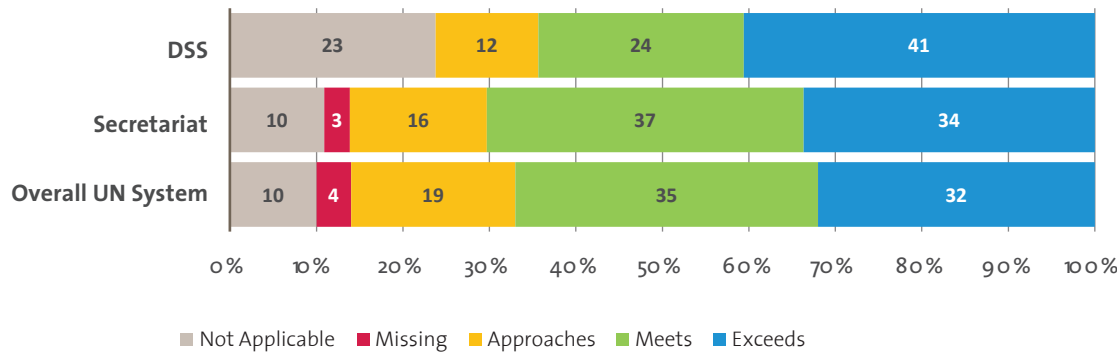
* Performance Indicators 5 on Audit is jointly reported for all UN Secretariat entities by OIOS.

COMPARATIVE ANALYSIS FOR DSS

SHARE OF RATINGS MEETING/EXCEEDING REQUIREMENTS OF ALL RATINGS
NOT APPLICABLE RATINGS OMITTED



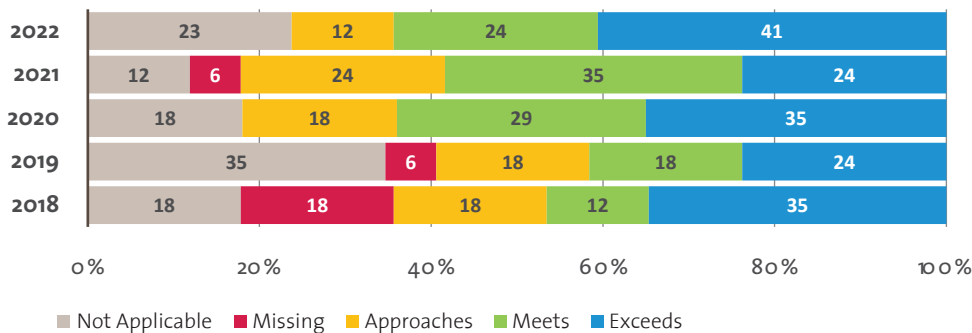
COMPARISON WITH SECRETARIAT ENTITIES AND THE OVERALL UN SYSTEM



In 2022, DSS met requirements for a slightly larger share of applicable indicators than the average results for UN Secretariat.

However, DSS rated twice the number of indicators as not applicable than the average.

DSS, COMPARATIVE ANALYSIS OF RATINGS BY YEAR



Overall, DSS improved upon past performance by exceeding the highest number of indicator requirements since the start of UN-SWAP 2.0 reporting in 2018.