


UNITED NATIONS OFFICE OF LEGAL AFFAIRS (OLA)

UN-SWAP 2.0
SUMMARY, ANALYSIS AND
KEY INSIGHTS FROM 2022



UN-SWAP 2.0 SUMMARY OF 2022 REPORTING RESULTS

TABLE OF CONTENT

UN SYSTEM-WIDE PERFORMANCE 2022	3
OLA PERFORMANCE 2022	5
OLA GENDER PARITY SNAPSHOT 2022	8

This information package summarizes UN-SWAP 2.0 performance for the United Nations system as a whole and in particular for the United Nations Office of Legal Affairs.

Seventy-three UN entities reported in 2022, up from 71 entities in the previous year and 55 in the first year of reporting, 2012.



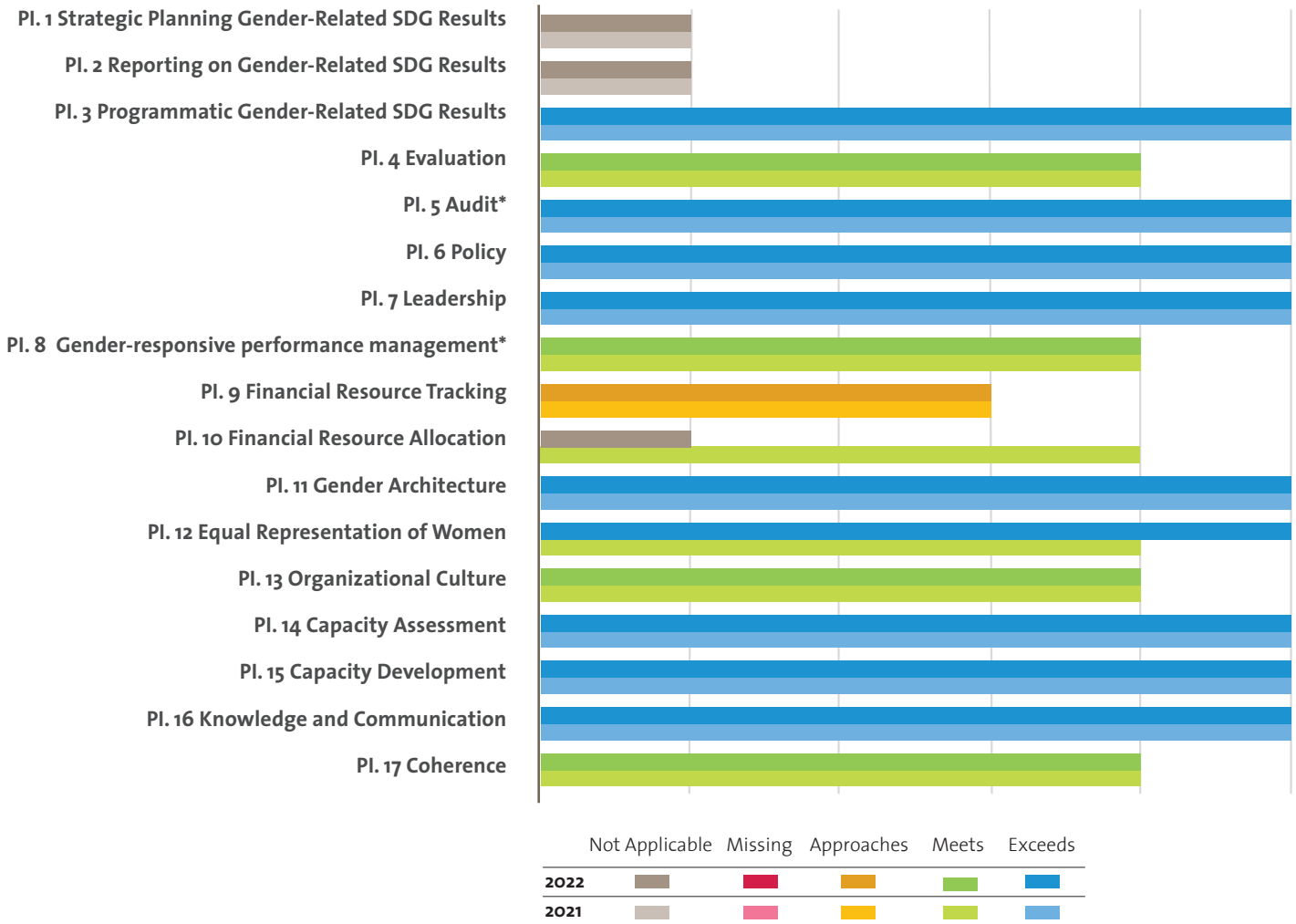
UNITED NATIONS OFFICE OF LEGAL AFFAIRS (OLA)

UN-SWAP 2.0 PERFORMANCE 2022

The following three pages capture OLA's performance on UN-SWAP 2.0 indicators for 2022.

In 2022, OLA met or exceeded the requirements for 13 performance indicators out of 14 applicable.

UN-SWAP 2.0 PERFORMANCE BY INDICATOR (2021-2022)



PERFORMANCE HIGHLIGHTS IN 2022

Most significant gains

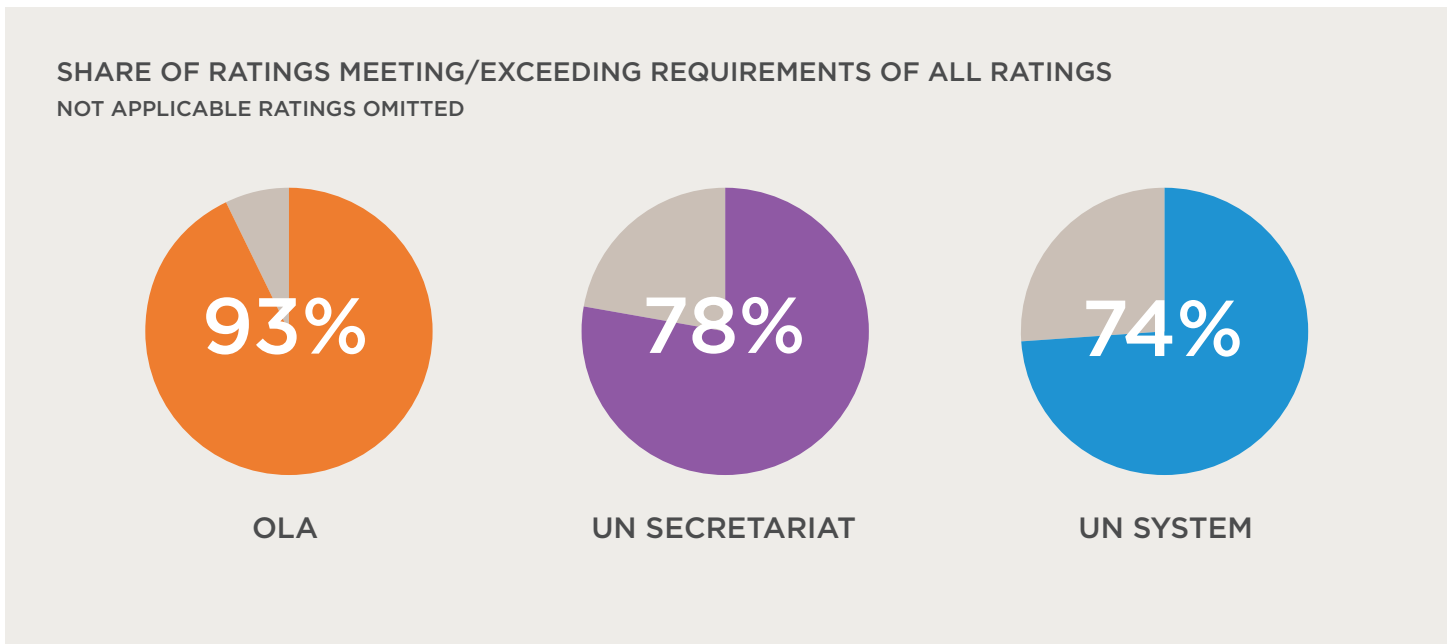
- In 2022, OLA exceeded the requirements for nine indicators and met them for another four indicators.
- Significantly, OLA newly exceeded the requirements in the area of Equal representation of women.

Areas for improvement

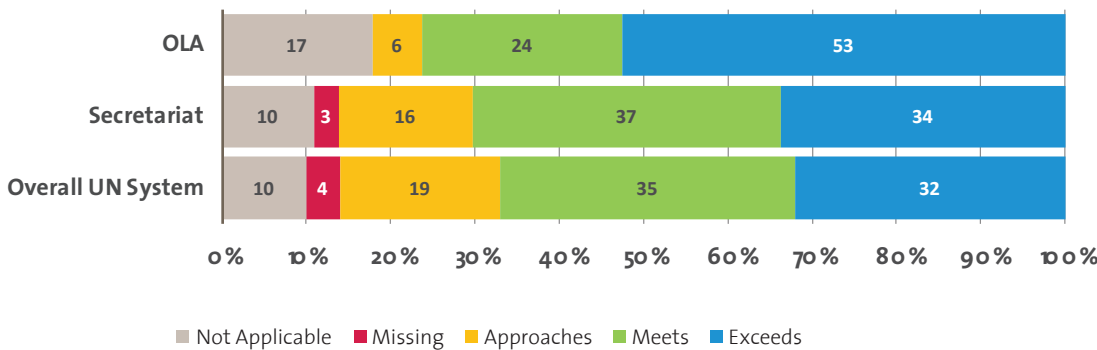
- UN Women suggests that OLA enhance its financial resource tracking by continuing to utilize the Gender Equality Marker within the UMOJA IPMR (Integrated Planning, Management and Reporting) module for projects funded by extra-budgetary sources.

* Performance Indicators 5 on Audit and 8 on Gender-responsive performance management are jointly reported for all UN Secretariat entities by OIOS and DMSPC, respectively.

COMPARATIVE ANALYSIS FOR OLA



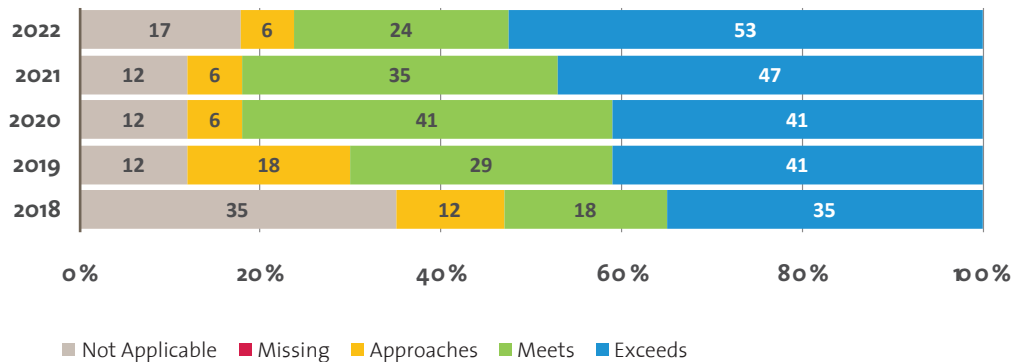
COMPARISON WITH THE SECRETARIAT AS A WHOLE AND THE OVERALL UN SYSTEM



In 2022, OLA outperformed the average results of UN Secretariat and of the overall UN system.

OLA did not miss any indicator requirements in 2022.

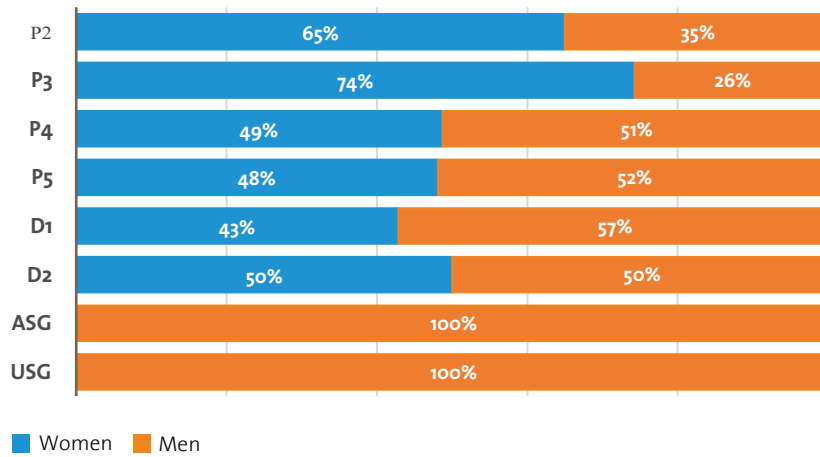
OLA, COMPARATIVE ANALYSIS OF RATINGS BY YEAR



In 2022, OLA exceeded the requirements for nine indicators, the highest achievement to date.

Attaining and sustaining the equal representation of women at all levels in an institution constitutes an essential component of achieving gender equality and the empowerment of women.

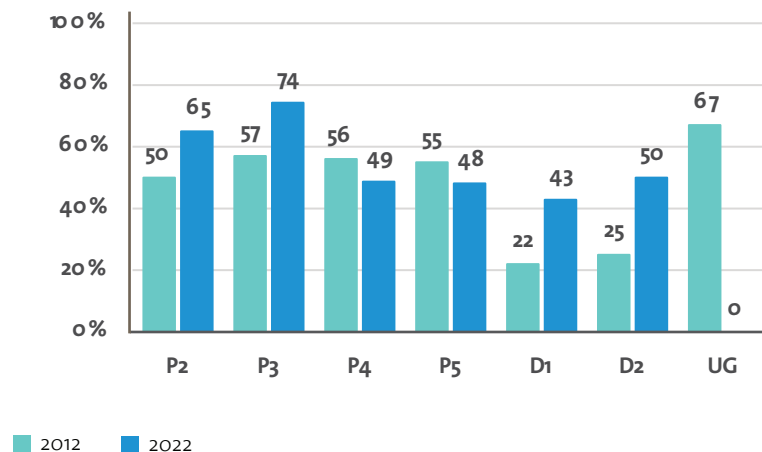
DISTRIBUTION OF WOMEN AND MEN BY LEVEL
REPORTED IN 2022



10-YEAR SNAPSHOT FOR OLA

- The representation of women increased at the P2, P3, D1 and D2 staff levels when compared to 2012 staffing figures.
- Women are well represented at all professional and director staff levels.

DISTRIBUTION OF WOMEN BY LEVEL, 2012 AND 2022



WAY FORWARD

- The Secretary-General’s System-wide Strategy on Gender Parity recognizes the need to change organizational culture to achieve and maintain gender parity.
- As per GA resolution (A/RES/76/142) and 2023 report of the Secretary-General on the Improvement in the Status of Women in the UN system (A/78/206), UN entities are required to implement the Enabling Environment Guidelines and the Field-specific Enabling Environment Guidelines for the UN System.
- To track and accelerate progress, UN entities are encouraged to appoint focal points to provide support for the advancement of gender parity, led and coordinated by UN-Women, and to update and monitor their entity-specific gender parity implementation plans. All hiring managers are recommended to use the ‘UN System-wide Dashboard on Gender Parity’.
- For further inquiries, please contact the Focal Point for Women focalpoint.forwomen@unwomen.org.

* The analysis is based on data provided by OLA as of 31 December 2022 and UN Secretariat data from 31 December 2012.