

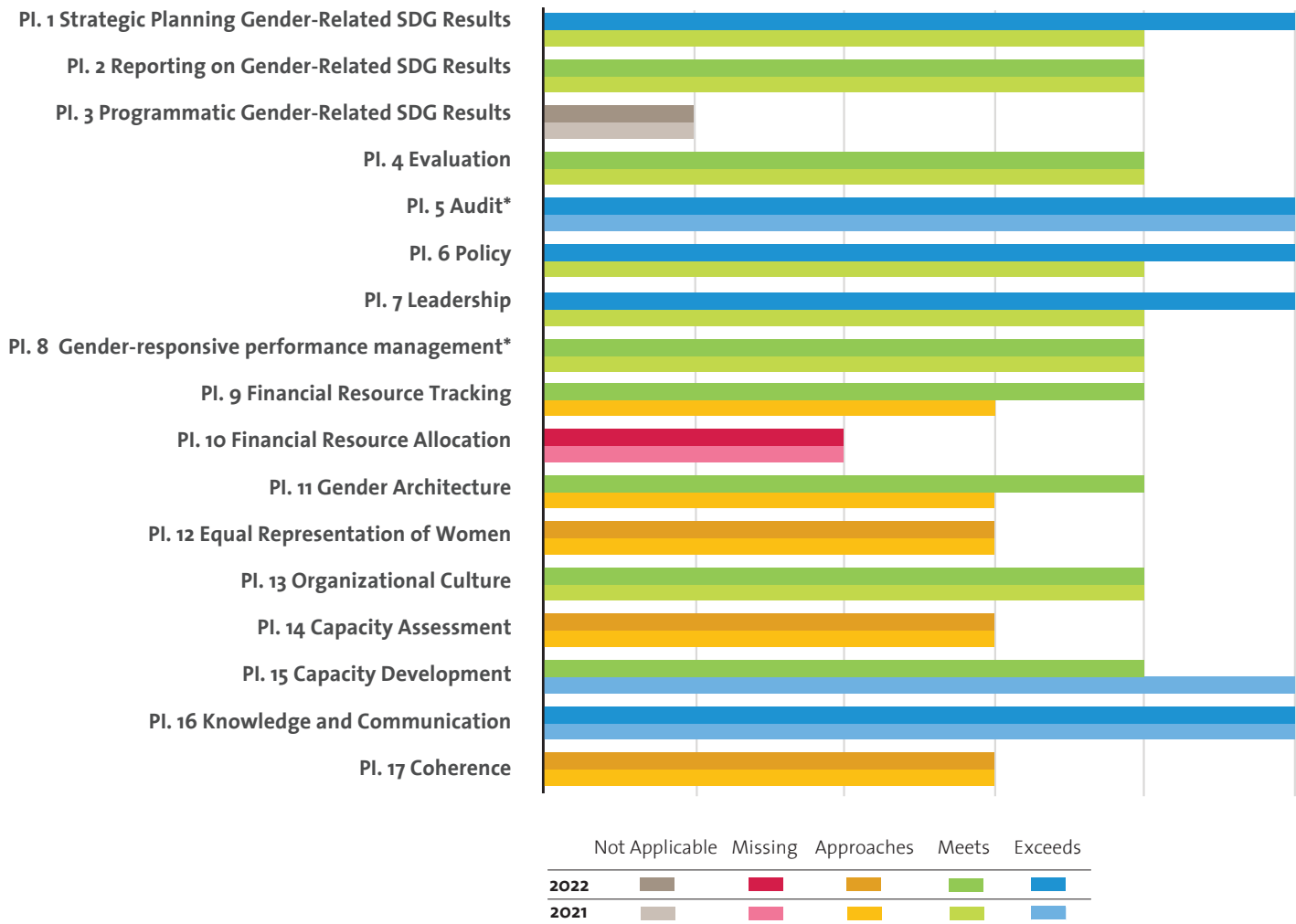
UNITED NATIONS CONFERENCE ON TRADE AND DEVELOPMENT (UNCTAD)

UN-SWAP 2.0 PERFORMANCE 2022

The following three pages capture UNCTAD's performance on UN-SWAP 2.0 indicators for 2022.

In 2022, UNCTAD met or exceeded the requirements for 12 out of 16 applicable performance indicators.

UN-SWAP 2.0 PERFORMANCE BY INDICATOR (2021-2022)



PERFORMANCE HIGHLIGHTS IN 2022

Most significant gains

- In 2022, UNCTAD exceeded requirements for five indicators and met them for another seven indicators.
- Impressively, UNCTAD improved its performance by exceeding requirements for three indicators, Strategic planning gender-related SDG results, Policy, and Leadership.
- Significantly, the requirements for the Gender architecture indicator were also newly met in 2022.

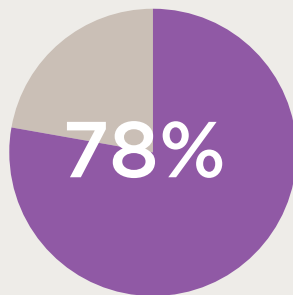
Areas for improvement

- UN Women encourages UNCTAD to focus on the remaining indicator missing requirements, Financial resource allocation, and the three indicators approaching requirements: Equal representation of women, Capacity assessment and Coherence.

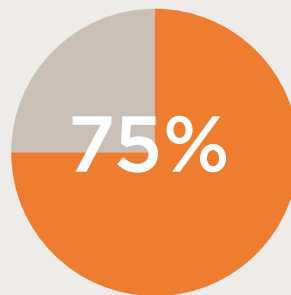
* Performance Indicators 5 on Audit and 8 on Gender-responsive performance management are jointly reported for all UN Secretariat entities by OIOS and DMSPC, respectively.

COMPARATIVE ANALYSIS FOR UNCTAD

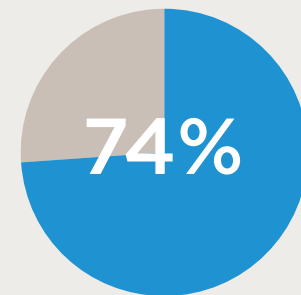
SHARE OF RATINGS MEETING/EXCEEDING REQUIREMENTS OF ALL RATINGS
NOT APPLICABLE RATINGS OMITTED



UN SECRETARIAT

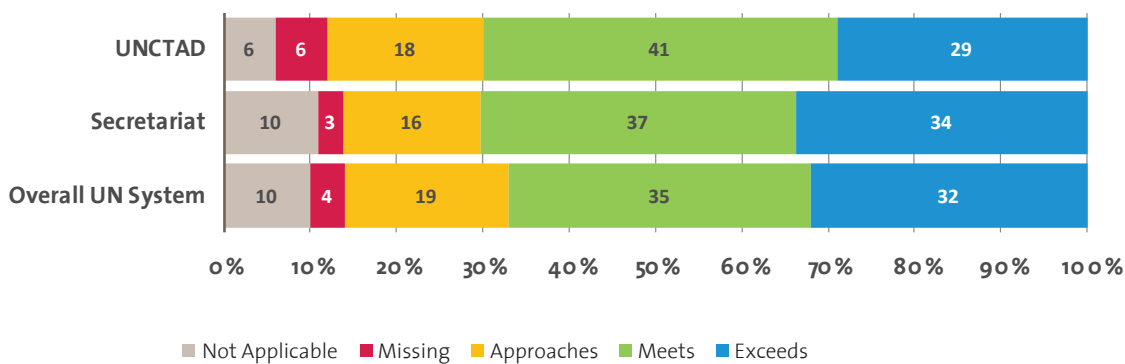


UNCTAD



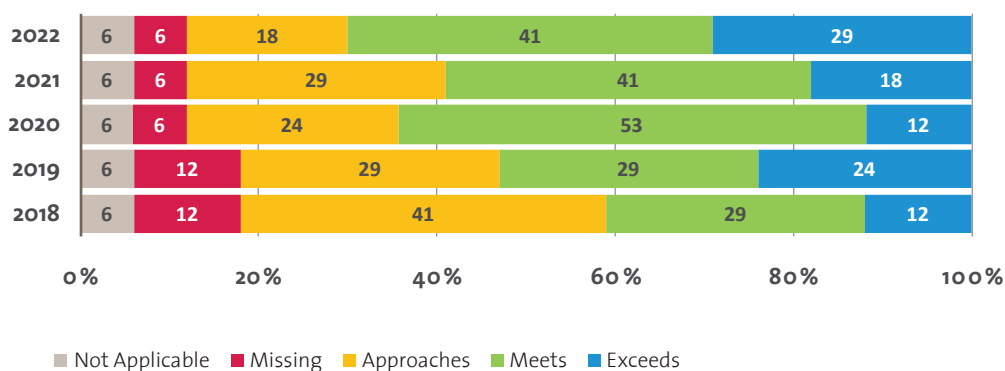
UN SYSTEM

COMPARISON WITH THE UN SECRETARIAT AS A WHOLE AND THE OVERALL UN SYSTEM



In 2022, UNCTAD matched the average performance of the UN Secretariat and the UN System as a whole.

UNCTAD, COMPARATIVE ANALYSIS OF RATINGS BY YEAR



In 2022, UNCTAD achieved its strongest UN-SWAP 2.0 performance to date by meeting or exceeding requirements for one additional indicator