

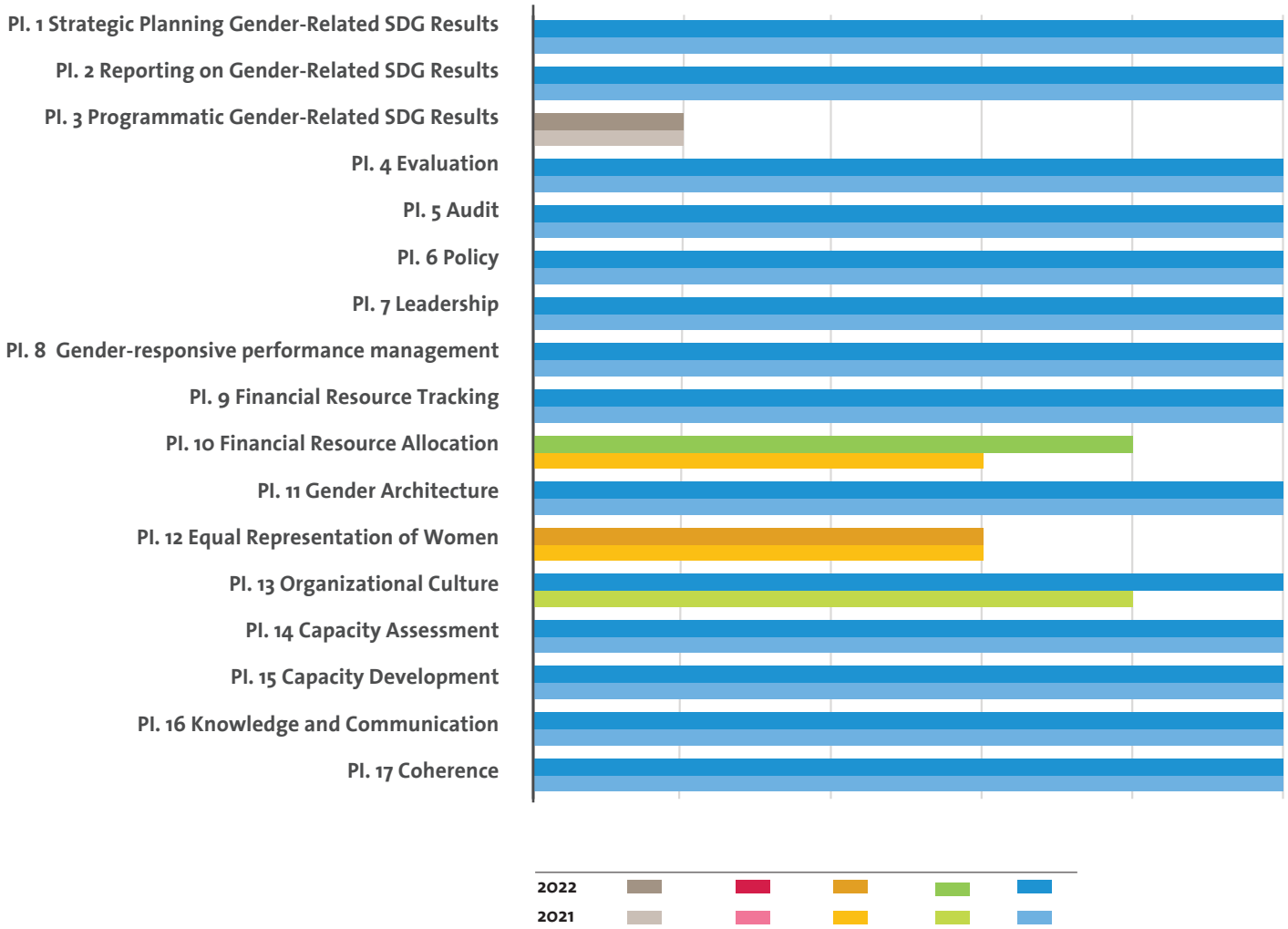
# UNITED NATIONS DEVELOPMENT PROGRAMME (UNDP)

## UN-SWAP 2.0 PERFORMANCE 2022

The following three pages capture UNDP's performance on UN-SWAP 2.0 indicators for 2022.

In 2022, UNDP met or exceeded the requirements for 15 out of 16 applicable performance indicators.

UN-SWAP 2.0 PERFORMANCE BY INDICATOR (2021-2022)



PERFORMANCE HIGHLIGHTS IN 2022

Most significant gains

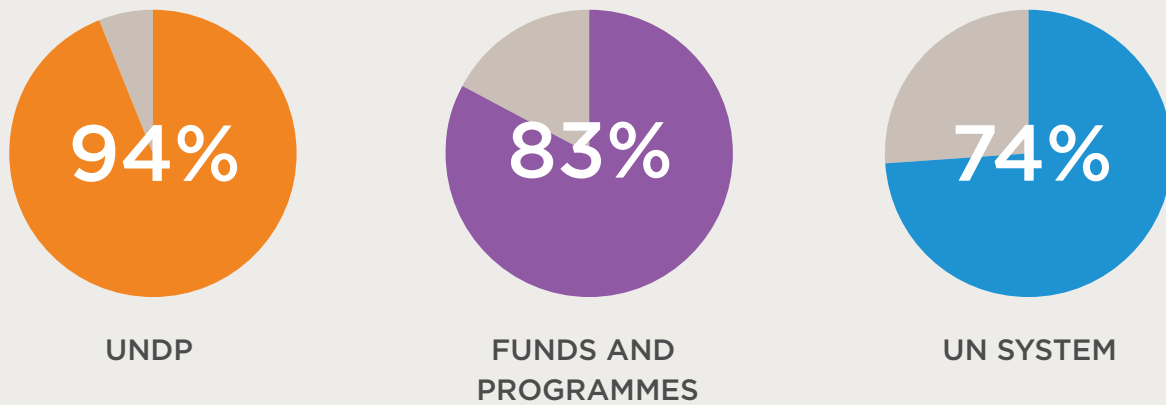
- In 2022, UNDP exceeded the requirements for 14 indicators and met requirements for one more indicator. Financial Resource Allocation.

Areas for improvement

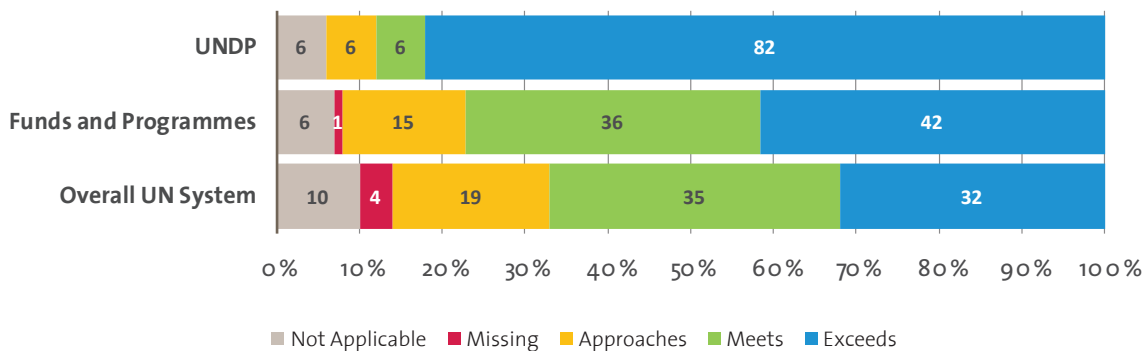
- UN Women encourages UNDP to prioritize the only indicator approaching requirements, Equal representation of women.

COMPARATIVE ANALYSIS FOR UNDP

SHARE OF RATINGS MEETING/EXCEEDING REQUIREMENTS OF ALL RATINGS  
NOT APPLICABLE RATINGS OMITTED



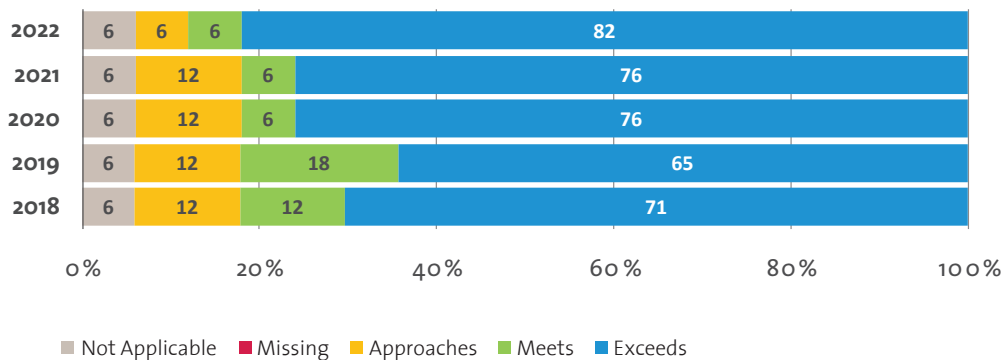
COMPARISON WITH FUNDS AND PROGRAMMES AND THE OVERALL UN SYSTEM



In 2022, UNDP outperformed the average results for the Funds and programmes and for the UN system as a whole.

The percentage of indicators where UNDP exceeded requirements is nearly twice as high as that of similar entities.

UNDP, COMPARATIVE ANALYSIS OF RATINGS BY YEAR



In 2022, building on its past achievements, UNDP recorded its strongest performance with the highest UN-SWAP 2.0 compliance rate to date.