

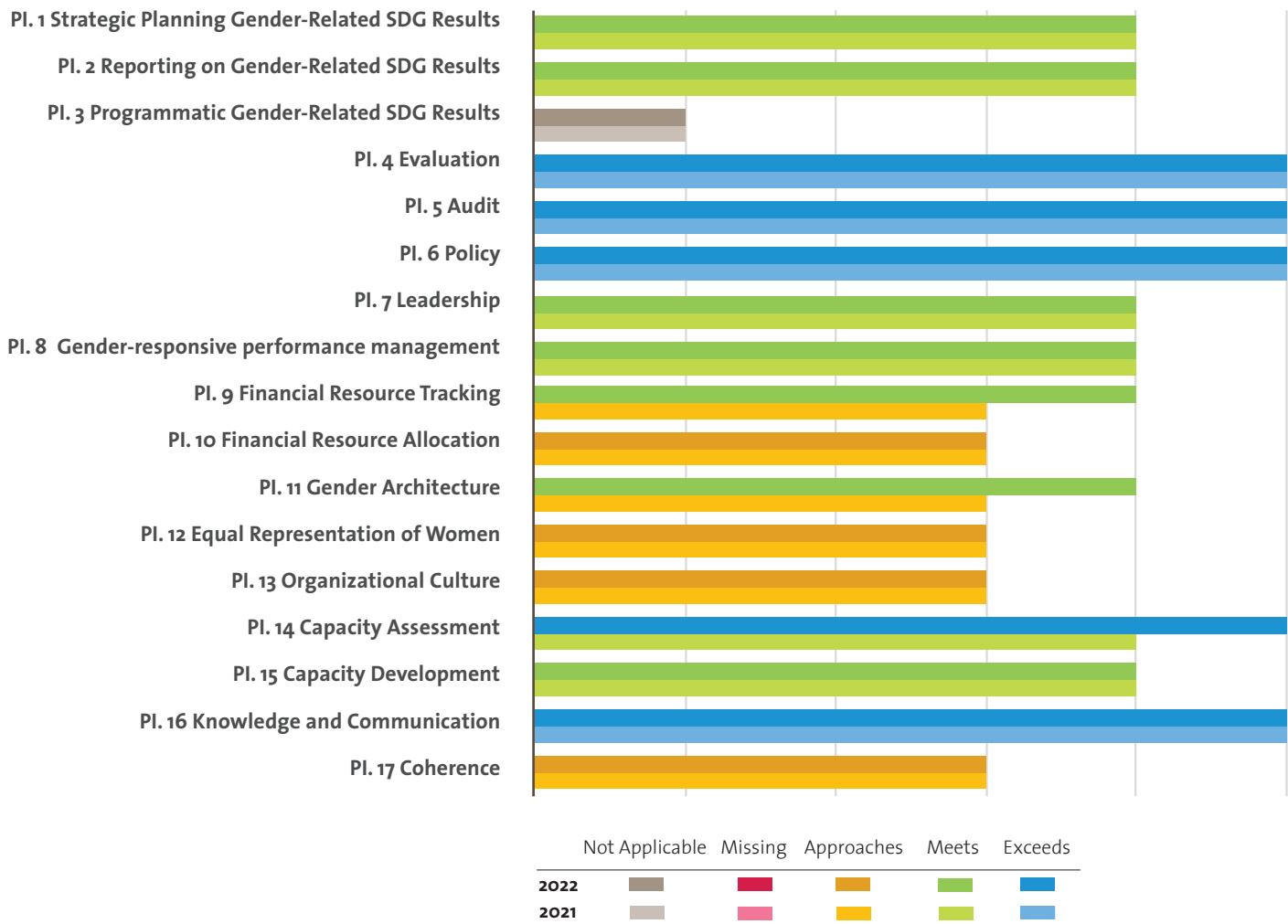
UNITED NATIONS ECONOMIC COMMISSION FOR EUROPE (UNECE)

UN-SWAP 2.0 PERFORMANCE 2022

The following three pages capture UNECE's performance on UN-SWAP 2.0 indicators for 2022.

In 2022, UNECE met or exceeded the requirements for 12 performance indicators out of 16 applicable.

UN-SWAP 2.0 PERFORMANCE BY INDICATOR (2021-2022)



PERFORMANCE HIGHLIGHTS IN 2022

Most significant gains

- In 2022, UNECE exceeded the requirements for five performance indicators and met them for another seven.
- Impressively, UNECE newly met two critical indicator requirements: Financial resource tracking and Gender architecture.
- Significantly, UNECE also exceeded the Capacity assessment requirements, an improvement upon last year’s performance.

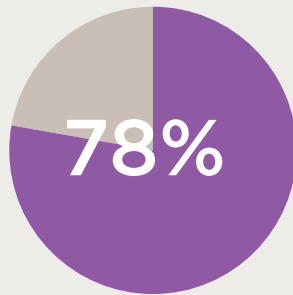
Areas for improvement

- UN Women encourages UNECE to focus on the remaining four indicators rated as approaching requirements.

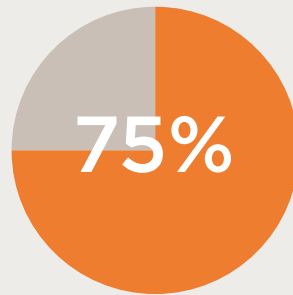
* Performance Indicators 5 on Audit and 8 on Gender-responsive performance management are jointly reported for all UN Secretariat entities by OIOS and DMSPC, respectively.

COMPARATIVE ANALYSIS FOR UNECE

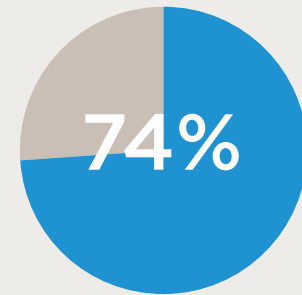
SHARE OF RATINGS MEETING/EXCEEDING REQUIREMENTS OF ALL RATINGS
NOT APPLICABLE RATINGS OMITTED



UN SECRETARIAT

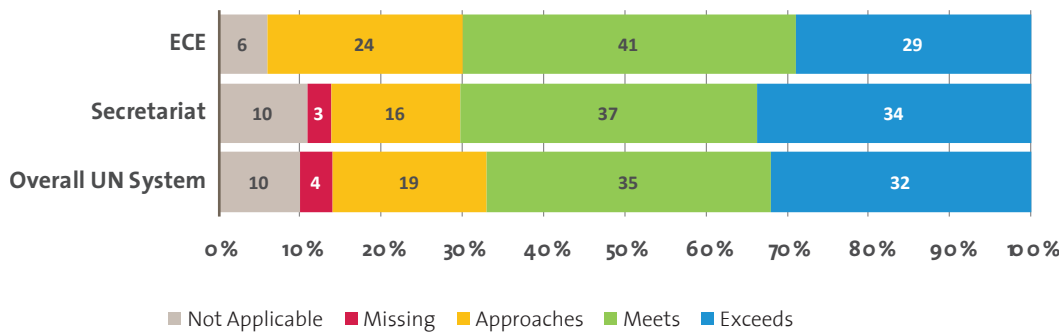


UNECE



UN SYSTEM

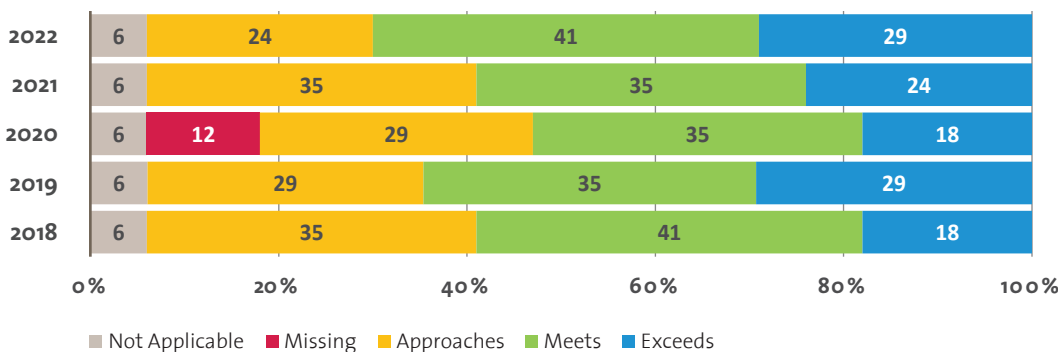
COMPARISON WITH THE SECRETARIAT AS A WHOLE AND THE OVERALL UN SYSTEM



In 2022, UNECE achieved similar results to the average performance of the overall UN system and that of Secretariat entities.

Positively, UNECE deems more indicators applicable to their scope of work than the average of the UN System and of the Secretariat.

UNECE, COMPARATIVE ANALYSIS OF RATINGS BY YEAR



UNECE compliance has improved steadily since 2020, registering the entity's strongest performance since the start of UN-SWAP 2.0 reporting in 2018.