

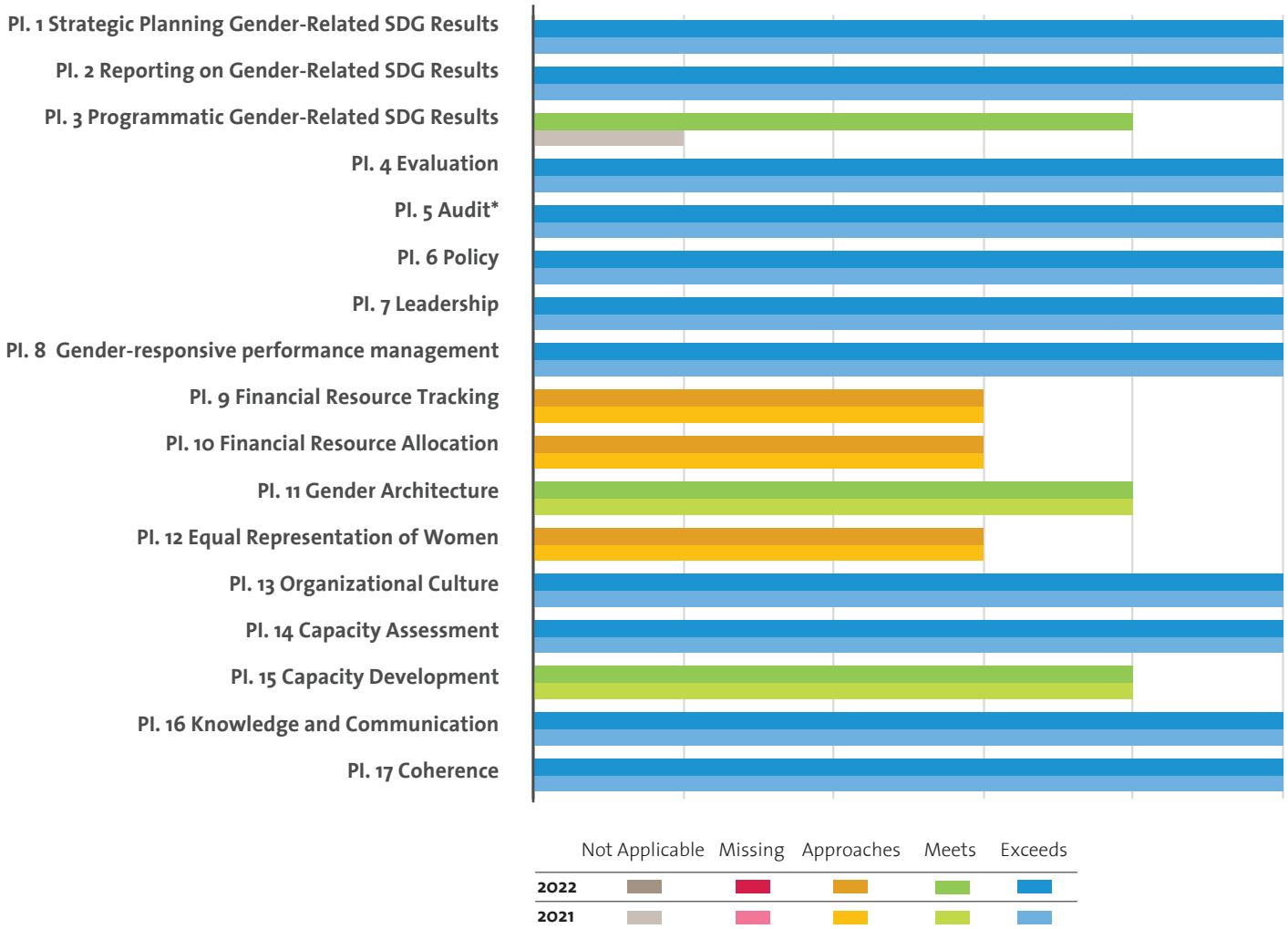
UNITED NATIONS OFFICE AT VIENNA/UNITED NATIONS OFFICE ON DRUGS AND CRIME (UNOV/UNODC)

UN-SWAP 2.0 PERFORMANCE 2022

The following three pages capture UNOV/UNODC's performance on UN-SWAP 2.0 indicators for 2022.

In 2022, UNOV/UNODC met or exceeded the requirements for 14 out of 17 applicable performance indicators.

UN-SWAP 2.0 PERFORMANCE BY INDICATOR (2021-2022)



PERFORMANCE HIGHLIGHTS IN 2022

Most significant gains

- In 2022, UNOV/UNODC exceeded the requirements for eleven indicators and met them for another three indicators.
- UNOV/UNODC newly met the requirements for Programmatic Gender-related results.

Areas for improvement

- UN Women encourages UNOV/UNODC to focus on the three indicators that remain approaching requirements over consecutive years: Financial resource tracking and allocation, as well as the Equal representation of women.

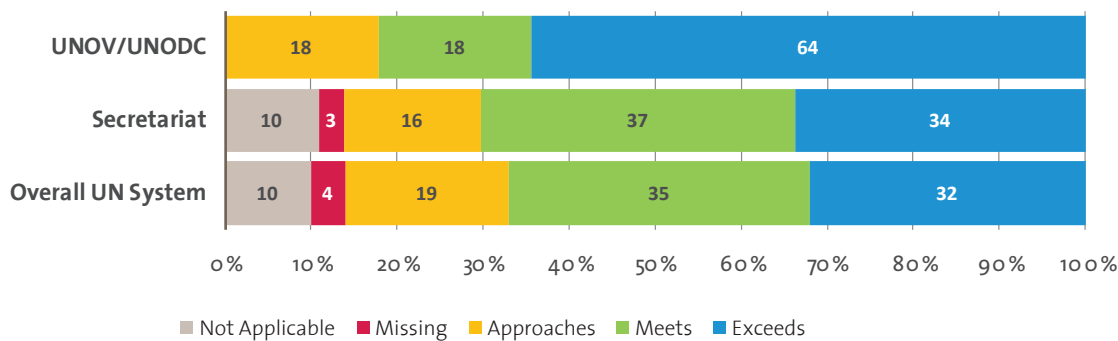
* Performance Indicator 5 on Audit is jointly reported for all UN Secretariat entities by OIOS.

COMPARATIVE ANALYSIS FOR UNOV/UNODC

SHARE OF RATINGS MEETING/EXCEEDING REQUIREMENTS OF ALL RATINGS
NOT APPLICABLE RATINGS OMITTED

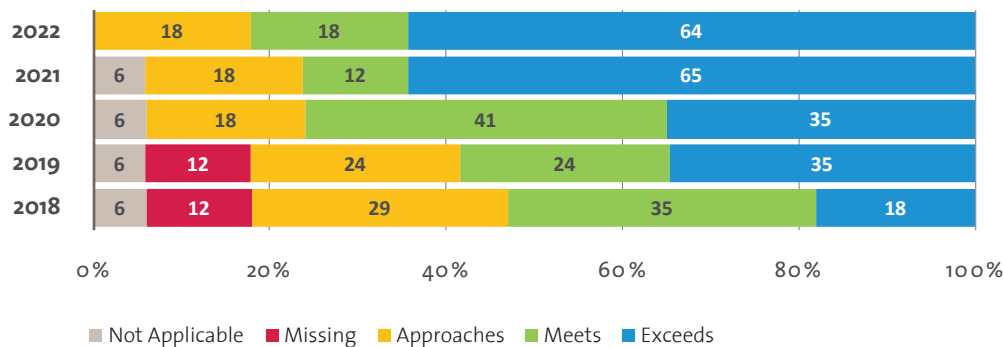


COMPARISON WITH THE SECRETARIAT AS A WHOLE AND THE OVERALL UN SYSTEM



In 2022, UNOV/UNODC continued to achieve a slightly stronger performance than both the average results of the UN Secretariat as a whole and of the overall UN System.

UNOV/UNODC COMPARATIVE ANALYSIS OF RATINGS BY YEAR



In 2022, UNOV/UNODC continued to steadily build on previous years' achievements by rating all indicators as applicable to their scope of work and improving performance on three indicator requirements.