

UNITED NATIONS ECONOMIC AND SOCIAL COMMISSION FOR ASIA AND THE PACIFIC (ESCAP)

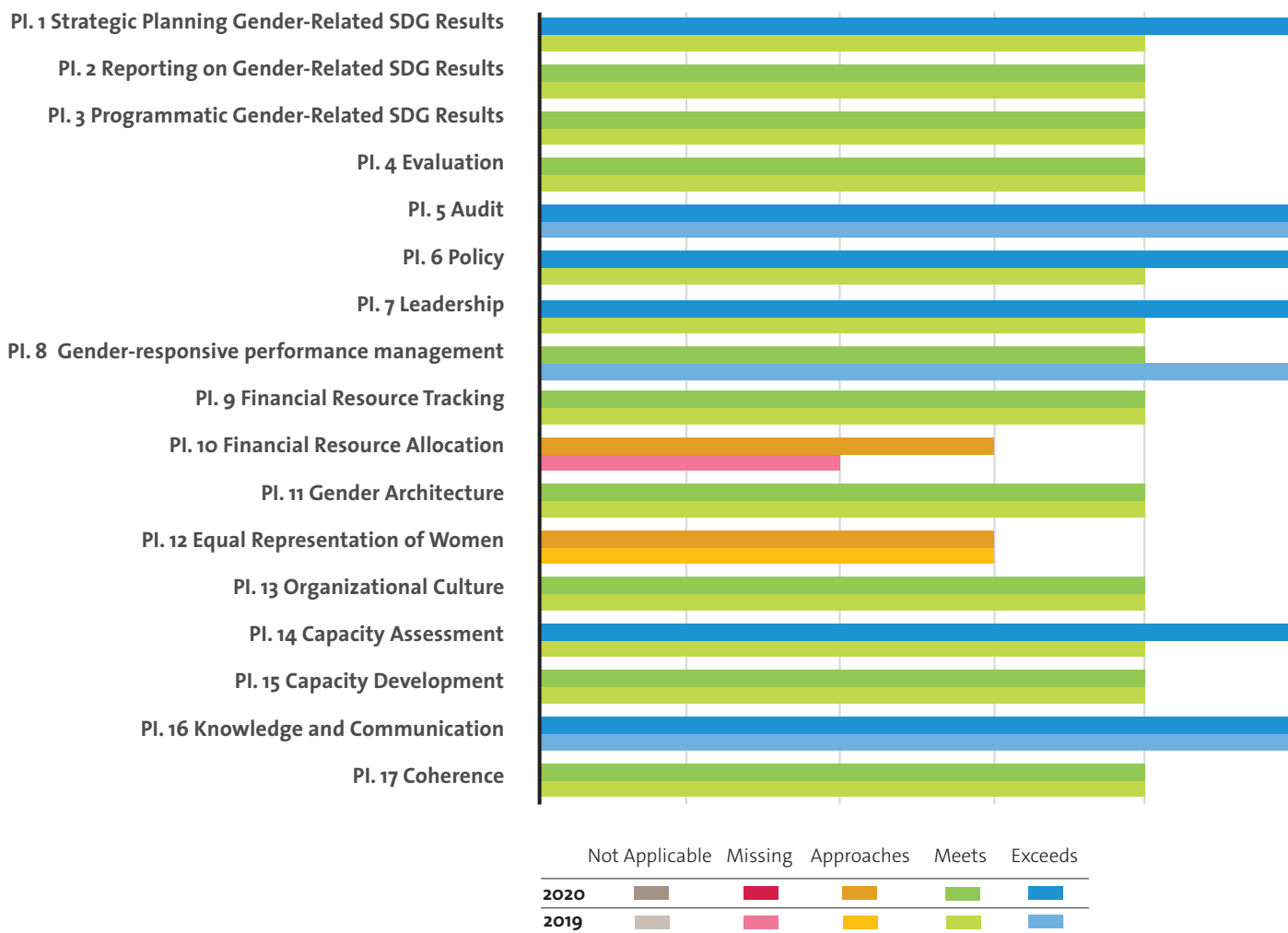
UN-SWAP 2.0 PERFORMANCE 2020

The following three pages capture ESCAP's performance on UN-SWAP 2.0 indicators for 2020.

In 2020, ESCAP met or exceeded the requirements for 15 performance indicators out of 17 applicable.

ESCAP's progress towards meeting UN-SWAP 2.0 requirements is significantly above average.

UN-SWAP 2.0 PERFORMANCE BY INDICATOR (2019-2020)



PERFORMANCE HIGHLIGHTS IN 2020

Most significant gains

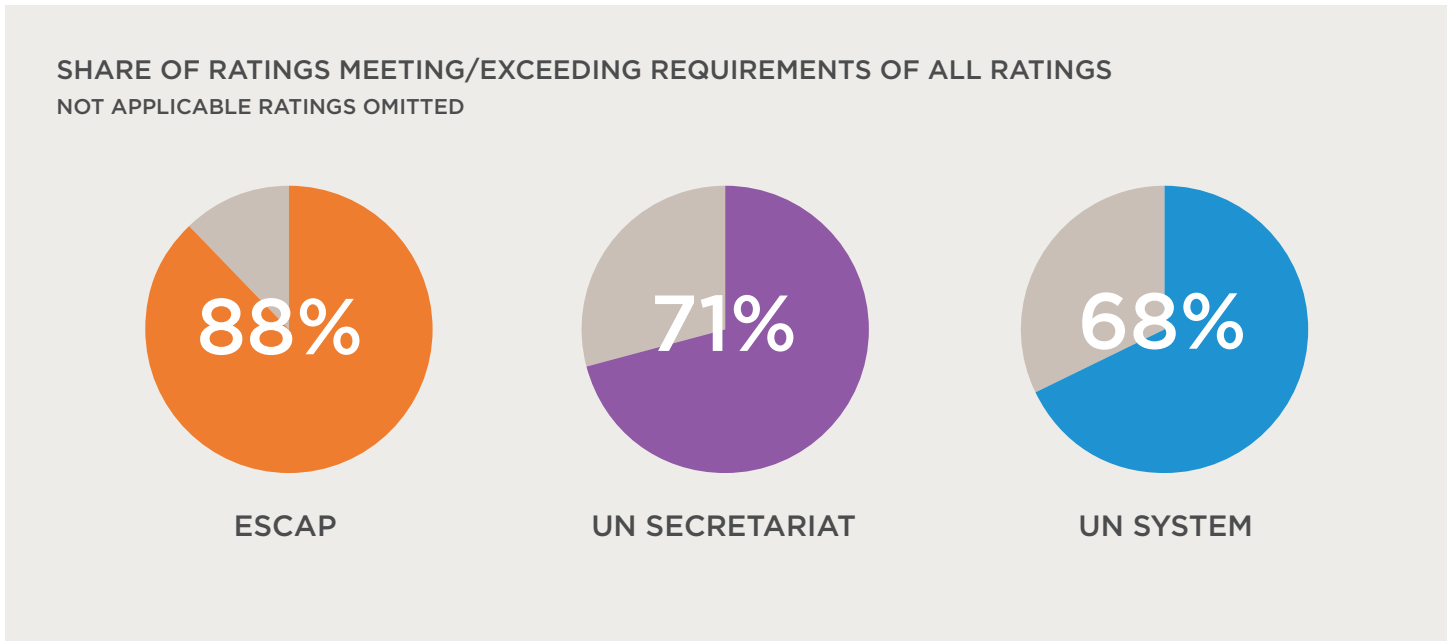
- In 2020, ESCAP exceeded requirements for six indicators and met them for another nine indicators.
- ESCAP has significantly improved performance this year by exceeding requirements for Strategic planning gender-related SDG results, Policy, Leadership and Capacity assessment.

Areas for improvement

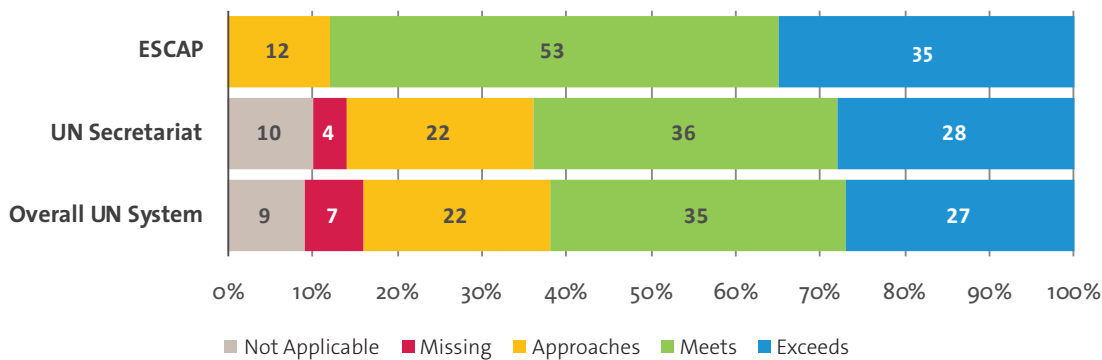
- UN Women encourages ESCAP to focus on the two indicators rated as approaching requirements: Financial resource allocation and the Equal representation of women.
- To exceed requirements for Coherence, UN Women encourages ESCAP to support another entity in its implementation of the UN-SWAP 2.0.

* Performance Indicators 5 on Audit and 8 on Gender-responsive performance management are jointly reported for all UN Secretariat entities by OIOS and DMSPC, respectively.

COMPARATIVE ANALYSIS FOR ESCAP

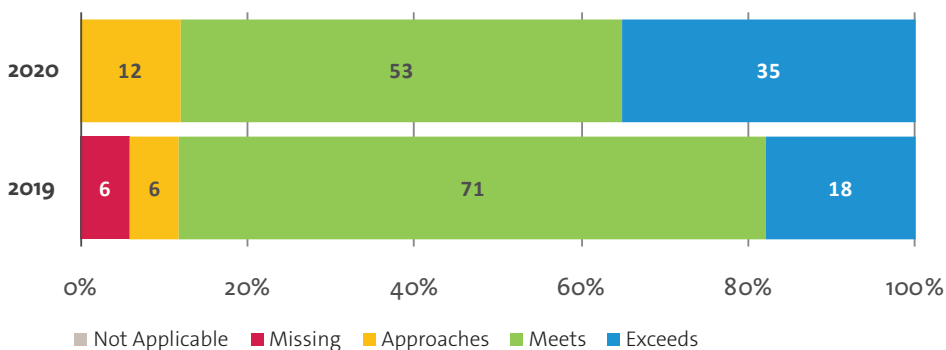


COMPARISON WITH THE SECRETARIAT AS A WHOLE AND THE OVERALL UN SYSTEM



- In 2020, ESCAP met significantly more and exceeded slightly more indicators than the average for the UN Secretariat and the UN System as a whole.
- ESCAP did not rate any indicators as missing or not applicable.

ESCAP, COMPARATIVE ANALYSIS OF RATINGS BY YEAR



- In 2020, ESCAP exceeded requirements for three more indicators than in 2019, all of which were previously meeting requirements.
- ESCAP also improved performance on one indicator that was previously missing and is now approaching requirements.