

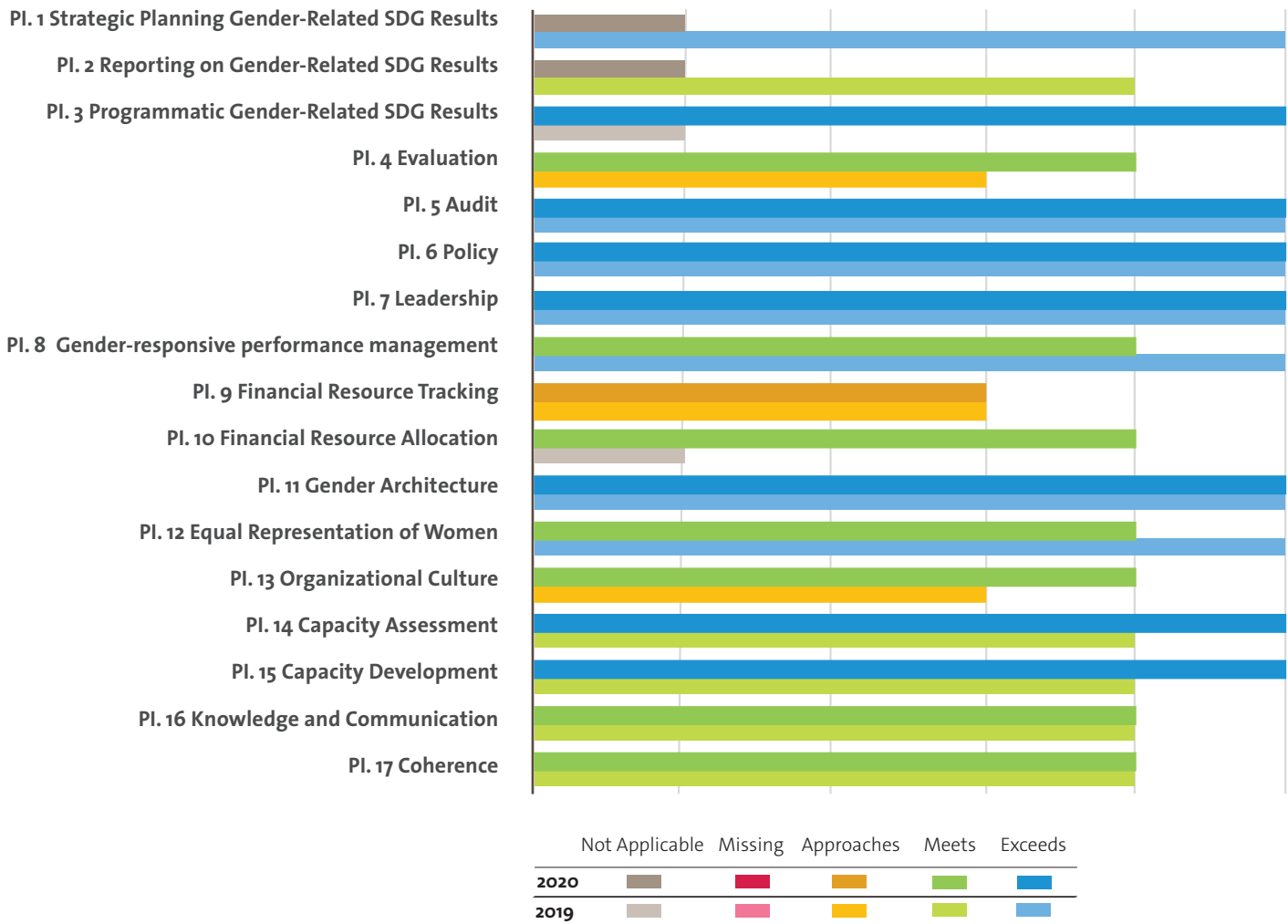
UNITED NATIONS OFFICE FOR LEGAL AFFAIRS (OLA)

UN-SWAP 2.0 PERFORMANCE 2020

The following three pages capture OLA's performance on UN-SWAP 2.0 indicators for 2020.

In 2020, OLA met or exceeded the requirements for 14 performance indicators out of 15 applicable, a significant improvement from 2019 results.

UN-SWAP 2.0 PERFORMANCE BY INDICATOR (2019-2020)



PERFORMANCE HIGHLIGHTS IN 2020

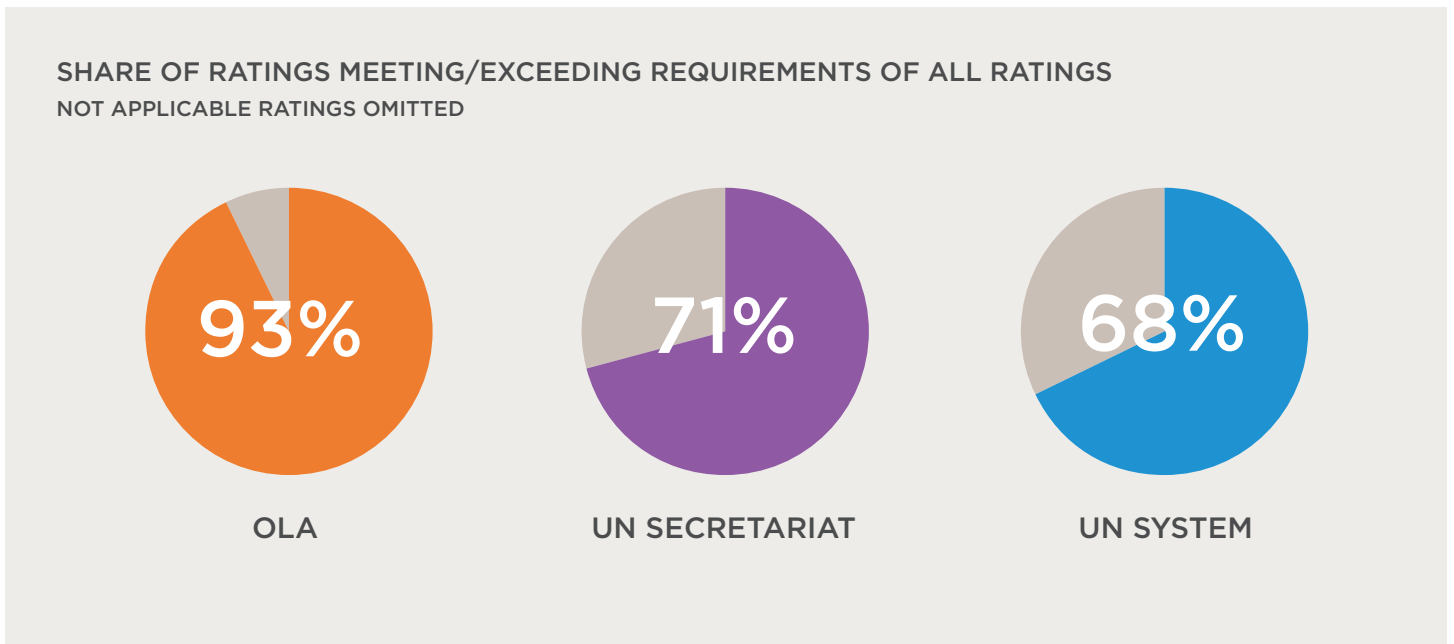
Most significant gains

- In 2020, OLA exceeded the requirements for seven indicators and met them for another seven indicators.
- Significantly, OLA incorporated two indicators into its reporting, which were previously rated not applicable. UN Women commends these efforts to the implementation of the UN-SWAP 2.0.

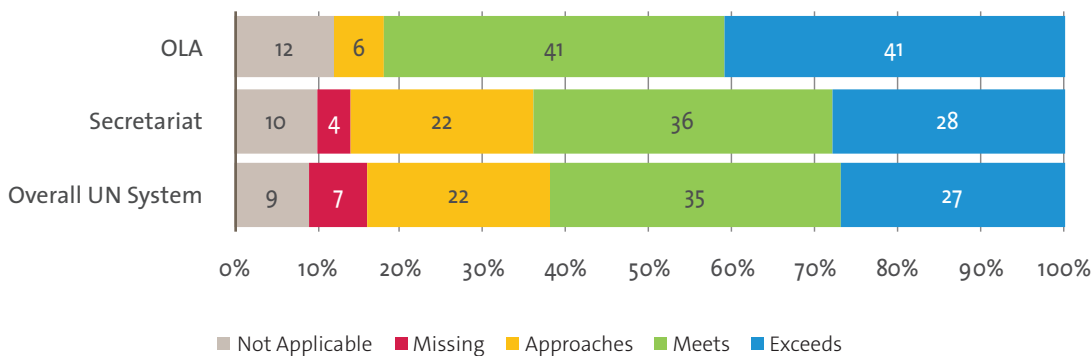
Areas for improvement

- UN Women encourages OLA to continue strengthening the financial resource tracking and allocation indicators.

COMPARATIVE ANALYSIS FOR OLA

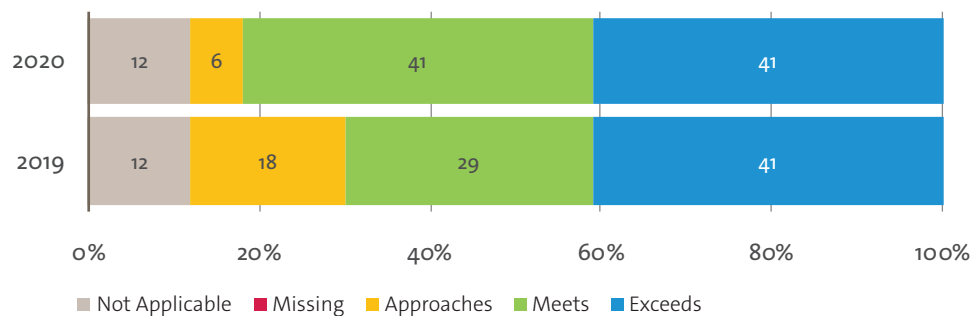


COMPARISON WITH THE SECRETARIAT AS A WHOLE AND THE OVERALL UN SYSTEM



- OLA’s 2020 UN-SWAP 2.0 performance is significantly above average.
- In 2020, OLA performed notably better than both the average for the UN Secretariat and the UN System at large.

OLA, COMPARATIVE ANALYSIS OF RATINGS BY YEAR



- OLA’s performance shows great progress in comparison with 2019.
- In 2020, OLA met or exceeded the requirements for 82 per cent of the total number of UN-SWAP indicators, registering a 12-percentage point increase from 2019.