

# UNITED NATIONS CONFERENCE ON TRADE AND DEVELOPMENT (UNCTAD)

## UN-SWAP 2.0 PERFORMANCE 2020

The following three pages capture UNCTAD's performance on UN-SWAP 2.0 indicators for 2020.

In 2020, UNCTAD met or exceeded the requirements for 11 performance indicators out of 16 applicable indicators.

UN-SWAP 2.0 PERFORMANCE BY INDICATOR (2019-2020)



PERFORMANCE HIGHLIGHTS IN 2020

Most significant gains

- In 2020, UNCTAD exceeded requirements for two indicators and met them for another nine indicators.
- UNCTAD has improved performance this year by meeting requirements on Reporting on gender-related SDG results and Policy.

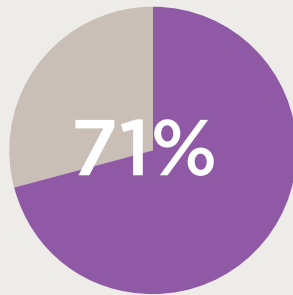
Areas for improvement

- UN Women encourages UNCTAD to focus on the only indicator rated as missing requirements: Financial resource allocation and the three remaining areas approaching requirements: Gender architecture, Equal representation of women and Coherence.

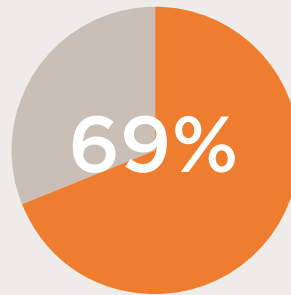
\* Performance Indicators 5 on Audit and 8 on Gender-responsive performance management are jointly reported for all UN Secretariat entities by OIOS and DMSPC, respectively.

COMPARATIVE ANALYSIS FOR UNCTAD

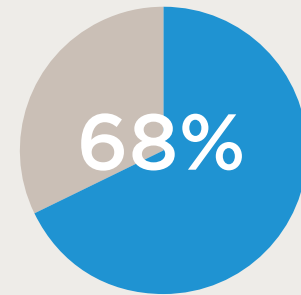
SHARE OF RATINGS MEETING/EXCEEDING REQUIREMENTS OF ALL RATINGS  
NOT APPLICABLE RATINGS OMITTED



UN SECRETARIAT

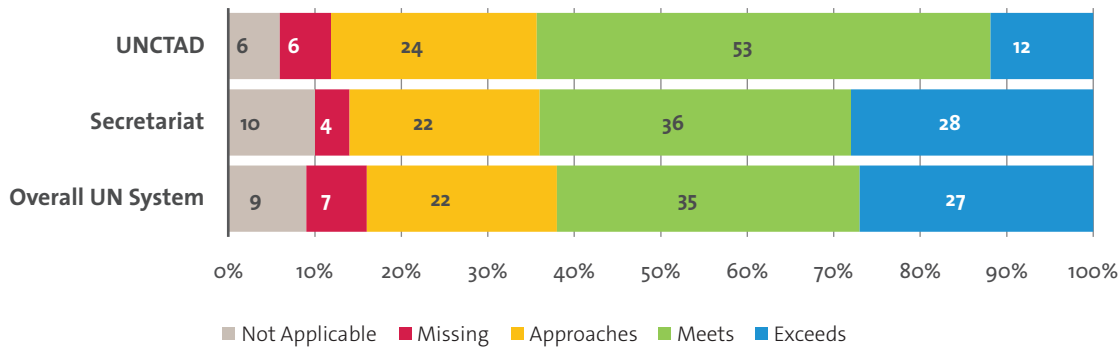


UNCTAD



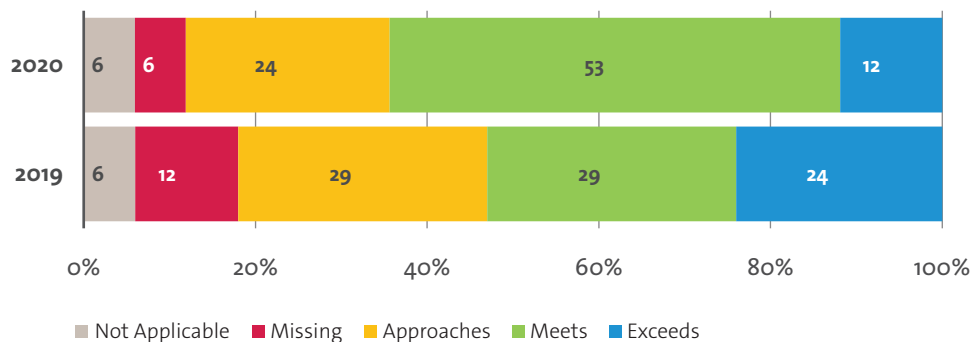
UN SYSEM

COMPARISON WITH THE UN SECRETARIAT AS A WHOLE AND THE OVERALL UN SYSTEM



In 2020, UNCTAD met and exceeded a similar share of indicators as the average for Secretariat entities and the UN System as a whole.

UNCTAD, COMPARATIVE ANALYSIS OF RATINGS BY YEAR



In 2020, UNCTAD met or exceeded the requirements for two more performance indicators, registering a 12-percentage point increase.

The combined share of indicators meeting or exceeding requirements increased, while the share of indicators missing requirements has decreased in comparison to 2019.