

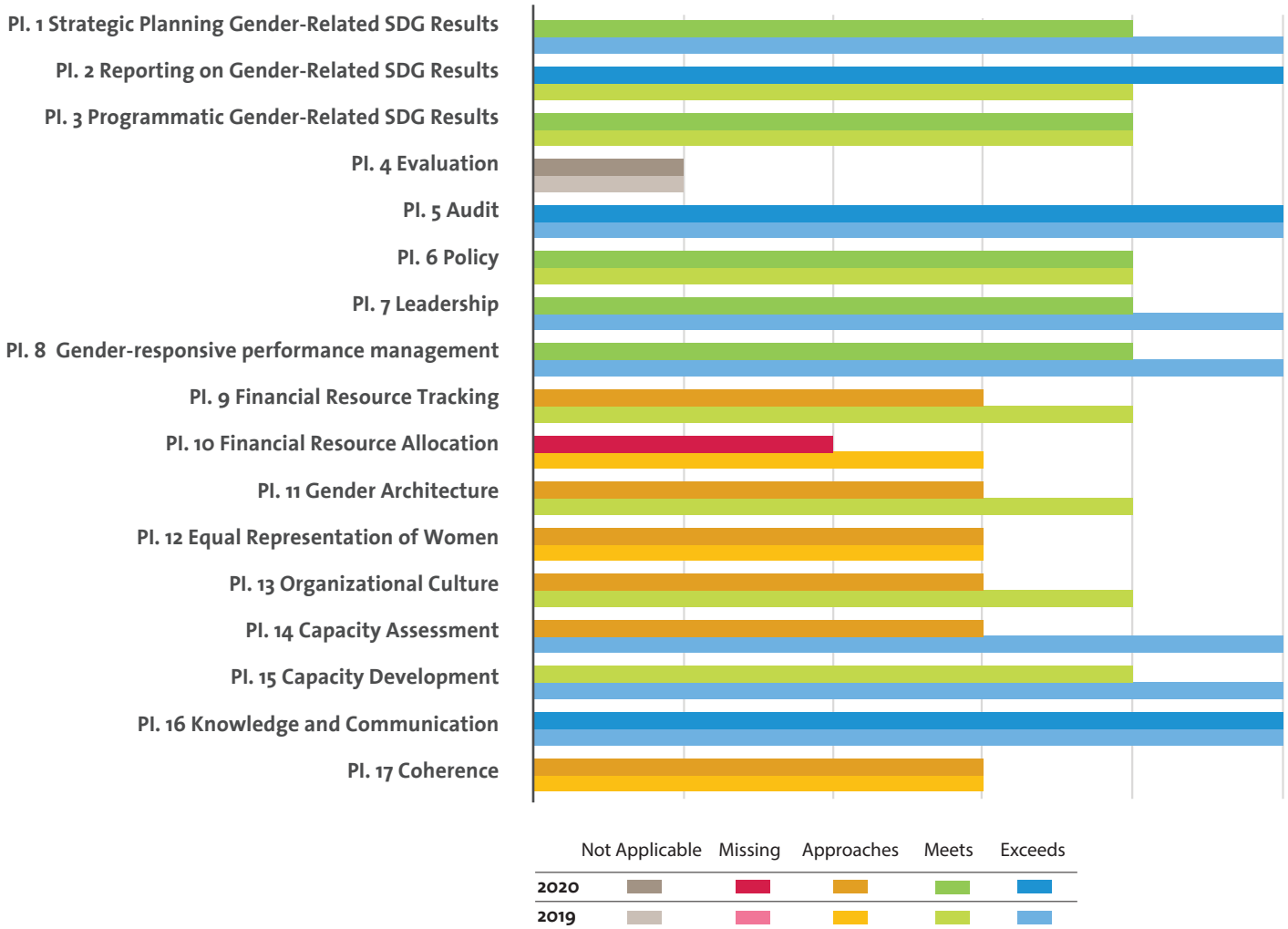
UNITED NATIONS OFFICE FOR DISASTER RISK REDUCTION (UNDRR)

UN-SWAP 2.0 PERFORMANCE 2020

The following three pages capture UNDRR's performance on UN-SWAP 2.0 indicators for 2020.

In 2020, UNDRR met or exceeded the requirements for 9 performance indicators out of 16 applicable.

UN-SWAP 2.0 PERFORMANCE BY INDICATOR (2019-2020)



PERFORMANCE HIGHLIGHTS IN 2020

Most significant gains

- In 2020, UNDRR exceeded the requirements for three indicators and met them for another five indicators.
- UNDRR improved performance on Reporting on gender-related SDG results by exceeding the requirements in 2020.

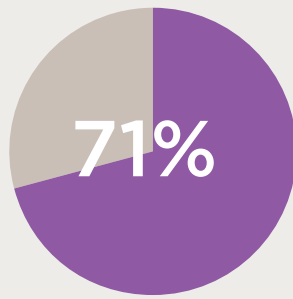
Areas for improvement

- UN Women encourages UNDRR to focus efforts on Financial resource allocation which was rated as missing requirements and the six indicators rated as approaching requirements.

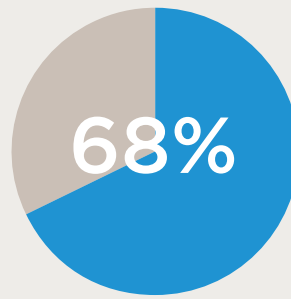
* Performance Indicators 5 on Audit and 8 on Gender-responsive performance management are jointly reported for all UN Secretariat entities by OIOS and DMSPC, respectively.

COMPARATIVE ANALYSIS FOR UNDRR

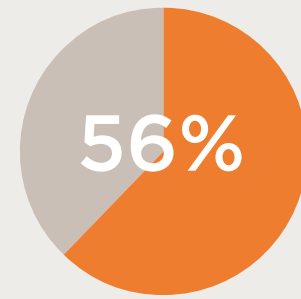
SHARE OF RATINGS MEETING/EXCEEDING REQUIREMENTS OF ALL RATINGS
NOT APPLICABLE RATINGS OMITTED



UN SECRETARIAT

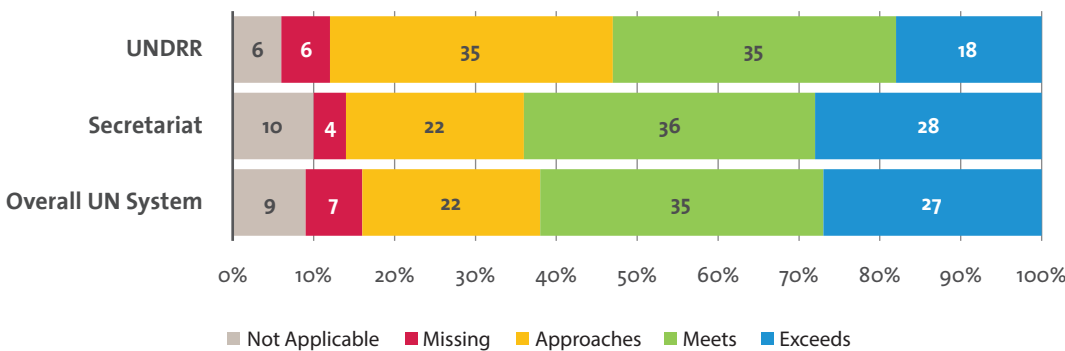


UN SYSTEM



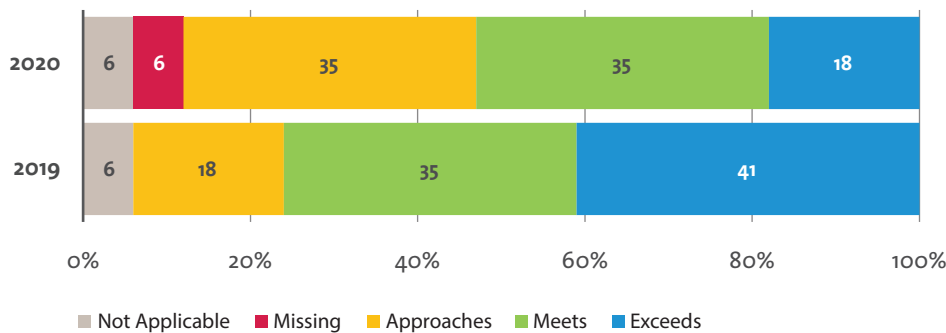
UNDRR

COMPARISON WITH THE SECRETARIAT AS A WHOLE AND THE OVERALL UN SYSTEM



In 2020, UNDRR met a similar share of indicators, but exceeded less indicators than the average for Secretariat entities and the UN system as a whole.

UNDRR, COMPARATIVE ANALYSIS OF RATINGS BY YEAR



- In 2020, UNDRR met or exceeded the requirements for 53 per cent of the indicators, registering a 23-percentage point decrease from 2019.
- The share of indicators that approached requirements has increased by 17 per centage points from 2019.