

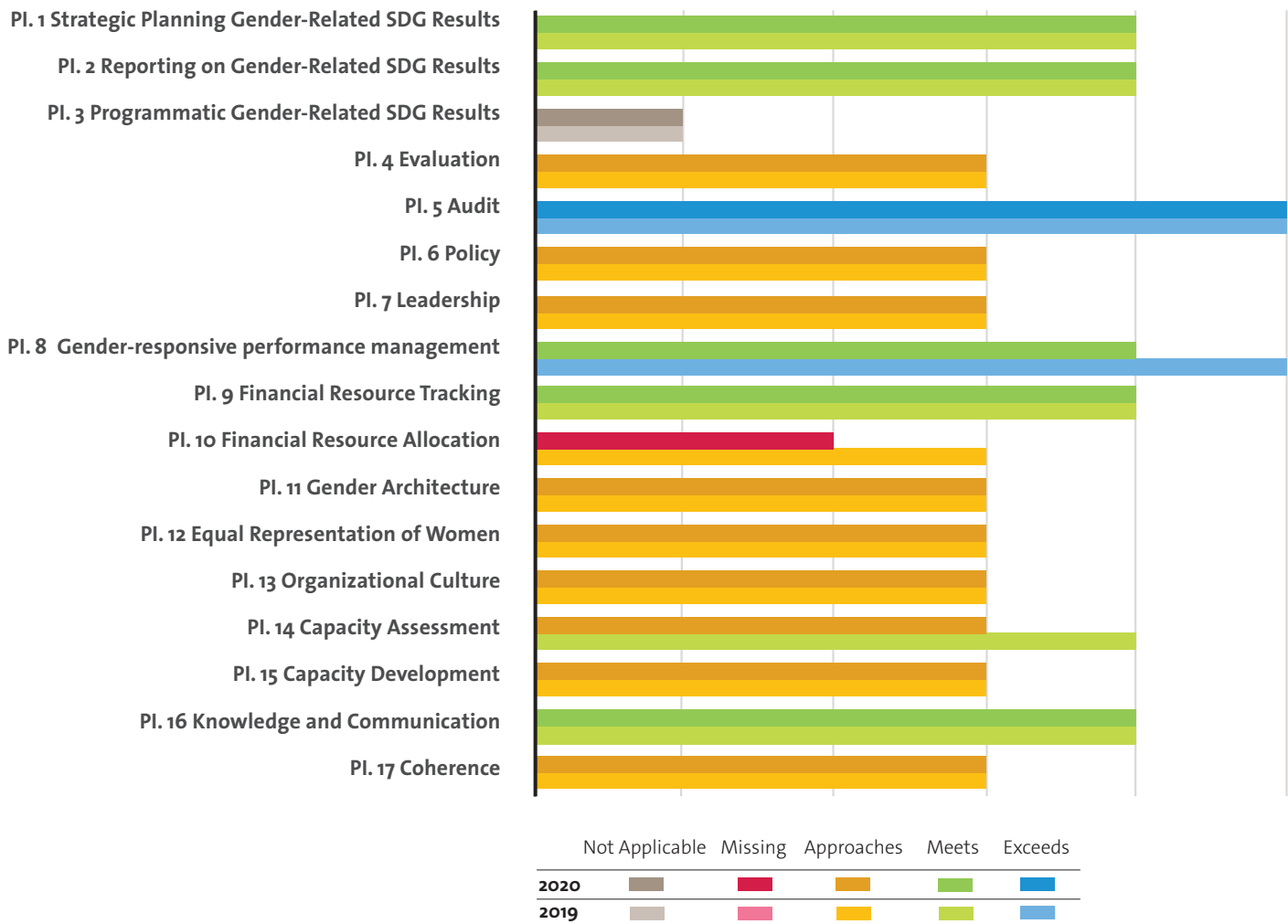
# UNITED NATIONS ECONOMIC COMMISSION FOR AFRICA (ECA)

## UN-SWAP 2.0 PERFORMANCE 2020

The following three pages capture ECA's performance on UN-SWAP 2.0 indicators for 2020.

In 2020, ECA met or exceeded the requirements for 6 performance indicators out of 16 applicable.

UN-SWAP 2.0 PERFORMANCE BY INDICATOR (2019-2020)



PERFORMANCE HIGHLIGHTS IN 2020

Most significant gains

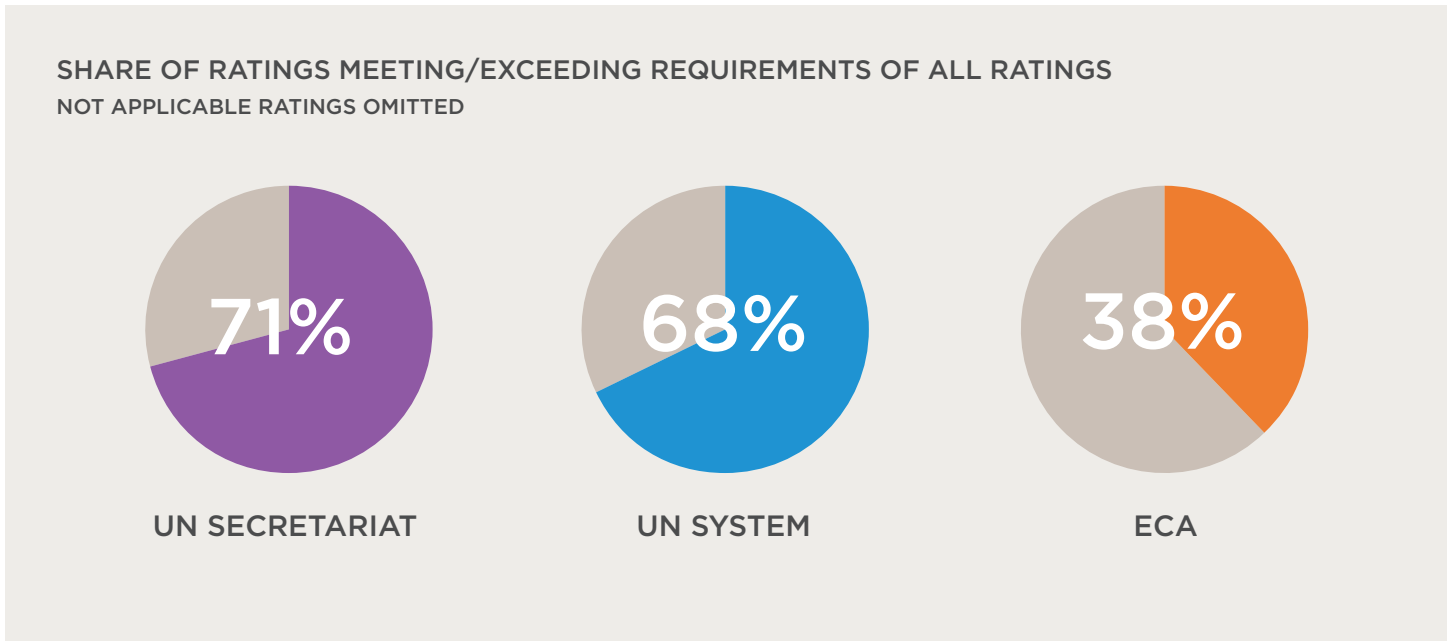
- In 2020, ECA exceeded the requirements for one performance indicator and met them for another five.
- Significantly, ECA continuing to meet requirements on Strategic planning and Reporting on gender-related SDG results puts the entity on track for progress in the coming years by committing to gender mainstreaming goals.

Areas for improvement

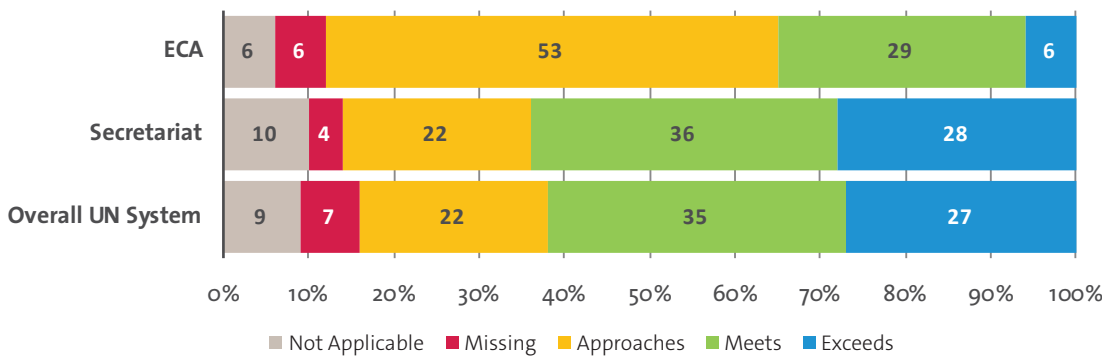
- UN Women encourages ECA to focus on the nine indicators that were rated as approaching requirements.
- Furthermore, focusing on the Financial resource allocation indicator and ensuring that sufficient financial resources are available for gender work are essential steps for progress.

\* Performance Indicators 5 on Audit and 8 on Gender-responsive performance management are jointly reported for all UN Secretariat entities by OIOS and DMSPC, respectively.

COMPARATIVE ANALYSIS FOR ECA

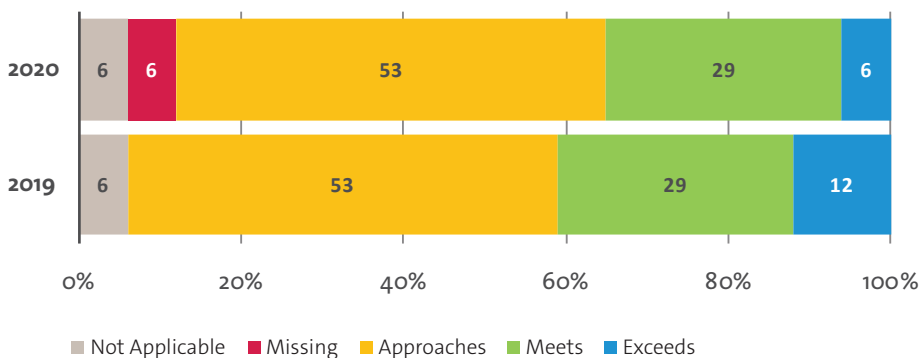


COMPARISON WITH THE SECRETARIAT AS A WHOLE AND THE OVERALL UN SYSTEM



- In 2020, ECA met and exceeded the requirements for less indicators than the average for the UN Secretariat and the UN System as a whole, while approaching requirements for more indicators.

ECA, COMPARATIVE ANALYSIS OF RATINGS BY YEAR



- In 2020, ECA rated 53 per cent of indicators as approaching requirements.
- Prioritizing these indicators in ECA's work will greatly enhance 2021 performance and results.
- In 2020, ECA missed requirements for one indicator, which was previously rated as approaching.