

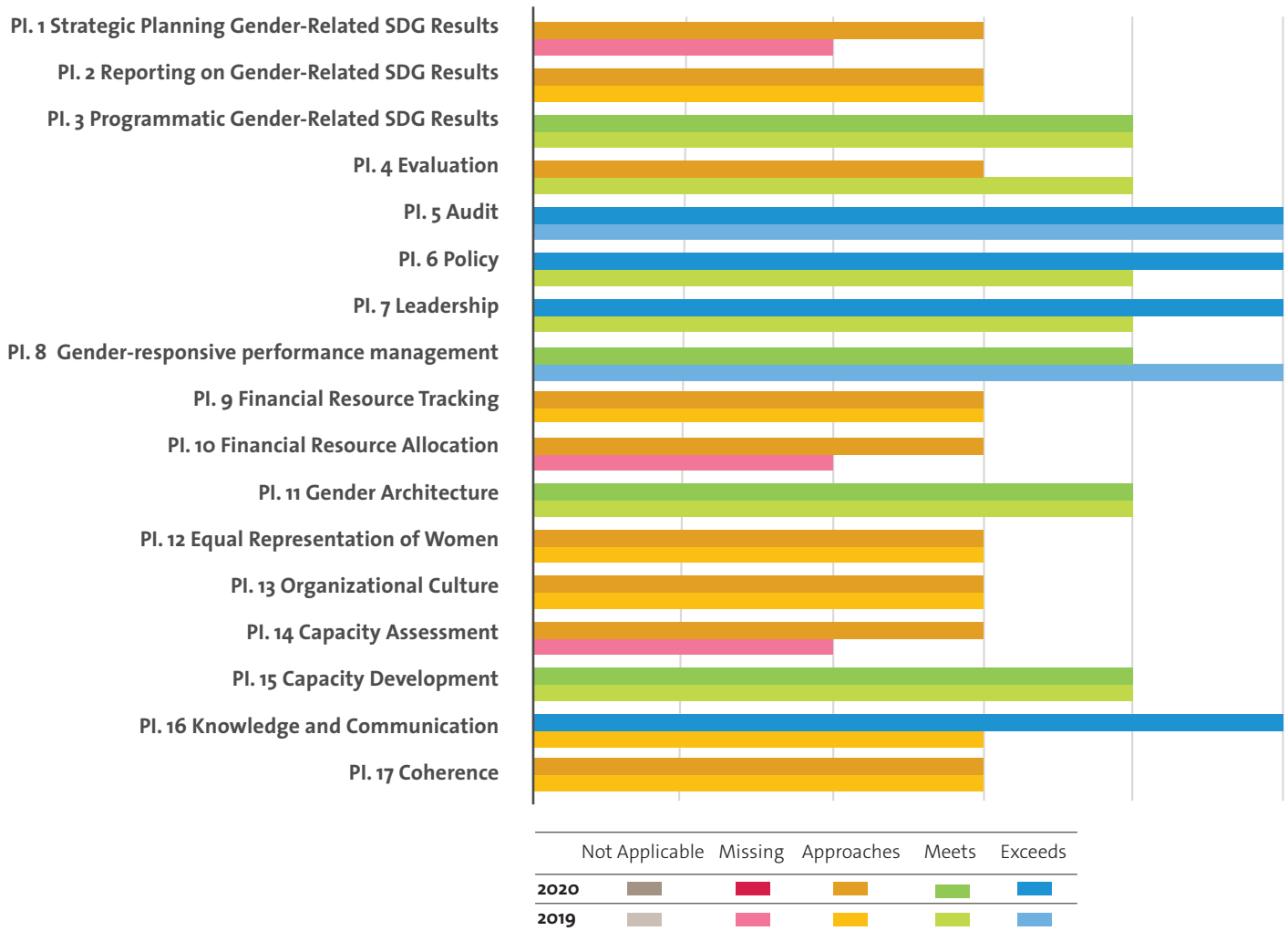
UNITED NATIONS ENVIRONMENT PROGRAMME (UNEP)

UN-SWAP 2.0 PERFORMANCE 2020

The following three pages capture UNEP's performance on UN-SWAP 2.0 indicators for 2020.

In 2020, UNEP met or exceeded the requirements for 8 performance indicators out of 17 applicable.

UN-SWAP 2.0 PERFORMANCE BY INDICATOR (2019-2020)



PERFORMANCE HIGHLIGHTS IN 2020

Most significant gains

- In 2020, UNEP exceeded the requirements for four indicators and met them for another four indicators.
- Most significantly, UNEP newly exceeded the requirements for Policy and Leadership, both of which have been identified as key drivers for progress, as well as in the Knowledge and communication area.

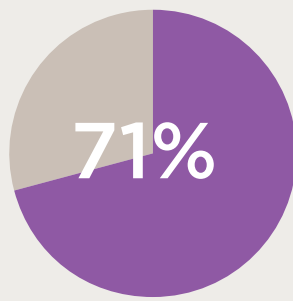
Areas for improvement

- UN Women encourages UNEP to prioritize the eight indicators that were rated approaching requirements.

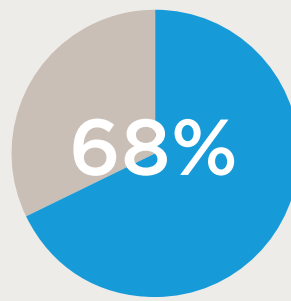
* Performance Indicators 5 on Audit and 8 on Gender-responsive performance management are jointly reported for all UN Secretariat entities by OIOS and DMSPC, respectively.

COMPARATIVE ANALYSIS FOR UNEP

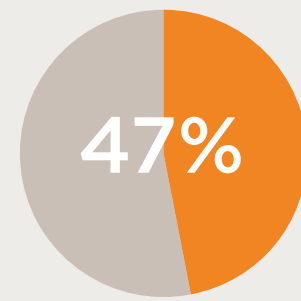
SHARE OF RATINGS MEETING/EXCEEDING REQUIREMENTS OF ALL RATINGS
NOT APPLICABLE RATINGS OMITTED



UN SECRETARIAT

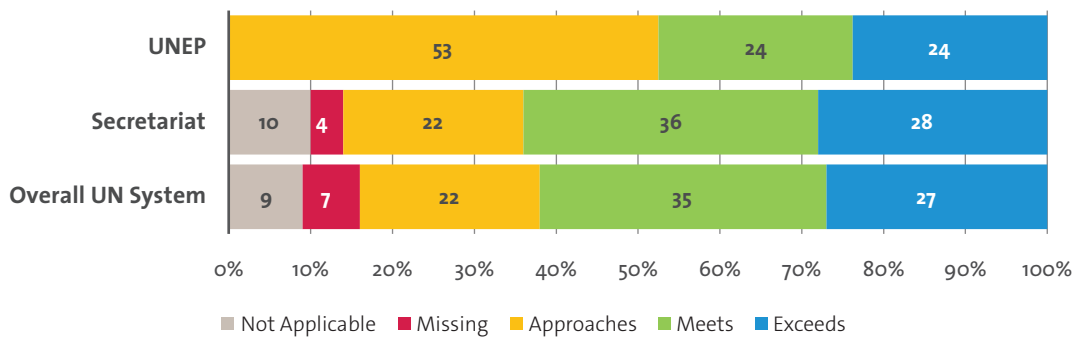


UN SYSTEM



UNEP

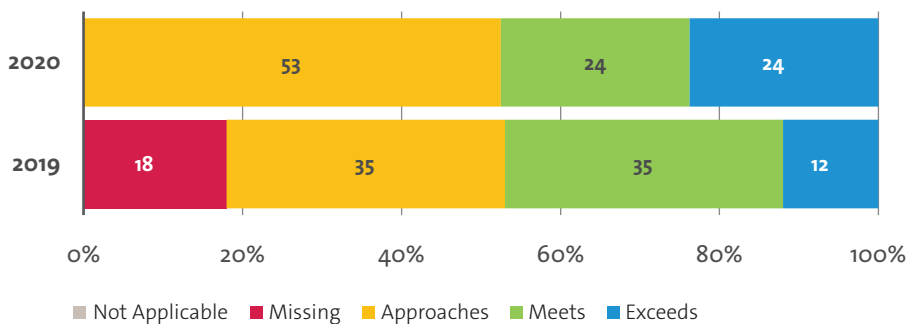
COMPARISON WITH THE UN SECRETARIAT AND THE OVERALL UN SYSTEM



In 2020, UNEP met or exceeded requirements for fewer indicators than both the average for the UN Secretariat and the overall UN system.

Commendably, UNEP did not rate any indicators as missing or not applicable.

UNEP, COMPARATIVE ANALYSIS OF RATINGS BY YEAR



In 2020, UNEP exceeded the requirements for 24 per cent of the indicators, marking a 12-percentage point increase from 2019.

UNEP did not rate any indicators as missing in 2020, a significant improvement in comparison with 18 per cent of the indicators missing in 2019.