

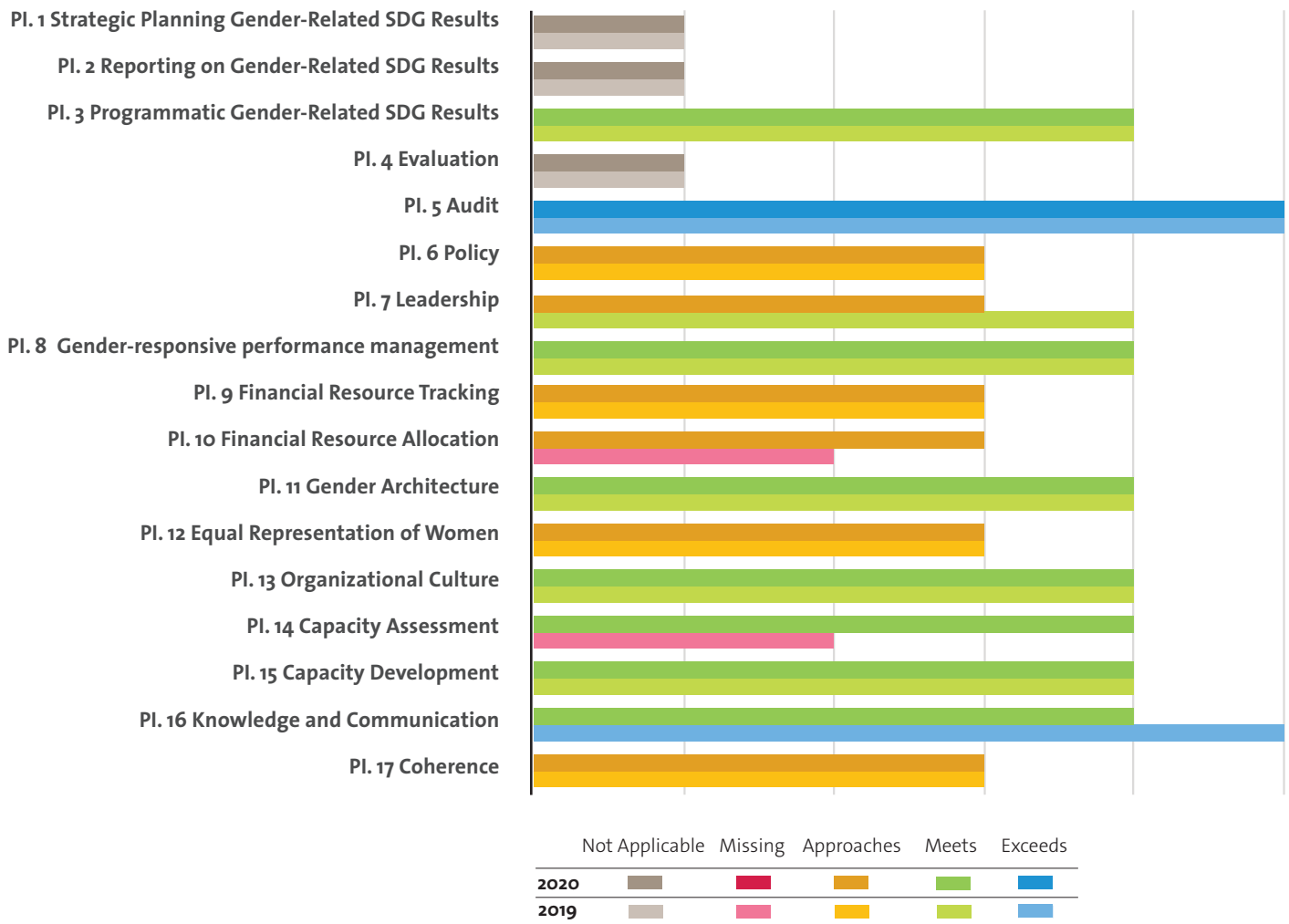
# UNITED NATIONS FRAMEWORK CONVENTION ON CLIMATE CHANGE (UNFCCC)

## UN-SWAP 2.0 PERFORMANCE 2020

The following three pages capture UNFCCC's performance on UN-SWAP 2.0 indicators for 2020.

In 2020, UNFCCC met or exceeded the requirements for 8 performance indicators out of 14 applicable, maintaining 2019 results.

UN-SWAP 2.0 PERFORMANCE BY INDICATOR (2019-2020)



PERFORMANCE HIGHLIGHTS IN 2020

Most significant gains

- In 2020, UNFCCC exceeded requirements for one indicator and met them for another seven indicators.
- UNFCCC has improved performance this year by meeting requirements for Capacity assessment and approaching requirements for Financial resource allocation - both of which were previously rated as missing.

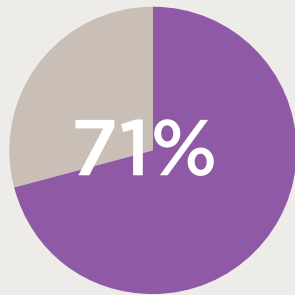
Areas for improvement

- UN Women encourages UNFCCC to focus on the six indicators rated as approaching requirements.
- Critical to overall positive performance, a gender equality policy in place will drive progress in all other performance areas.

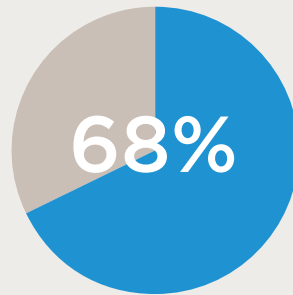
\* Performance Indicators 5 on Audit and 8 on Gender-responsive performance management are jointly reported for all UN Secretariat entities by OIOS and DMSPC, respectively.

COMPARATIVE ANALYSIS FOR UNFCCC

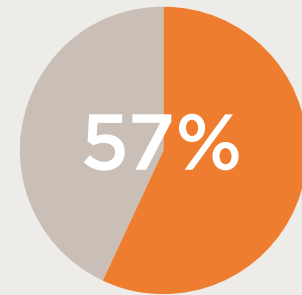
SHARE OF RATINGS MEETING/EXCEEDING REQUIREMENTS OF ALL RATINGS  
NOT APPLICABLE RATINGS OMITTED



UN SECRETARIAT

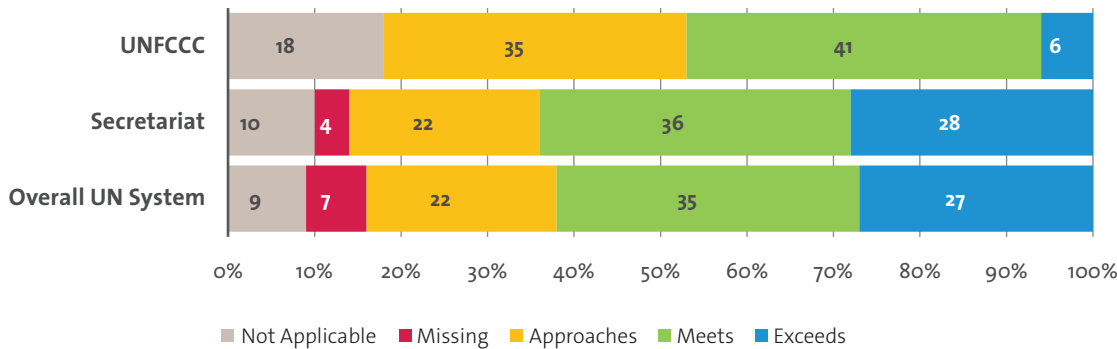


UN SYSTEM



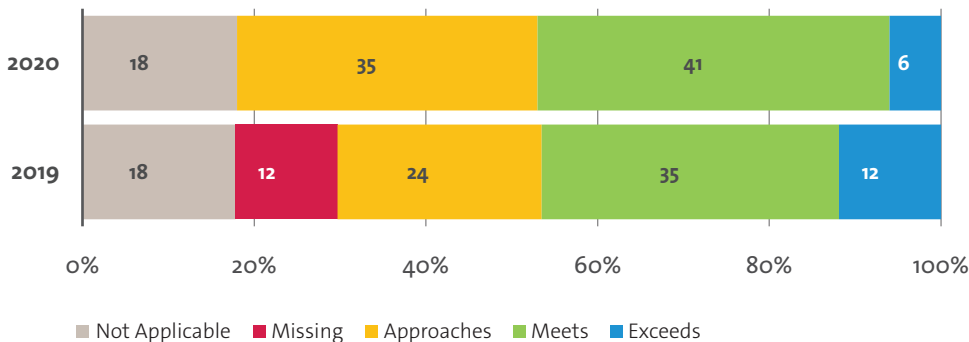
UNFCCC

COMPARISON WITH THE UN SECRETARIAT AS A WHOLE AND THE OVERALL UN SYSTEM



- In 2020, UNFCCC met and exceeded less indicators than the average for the UN Secretariat and the UN System at large.
- UNFCCC did not rate any indicators as missing.

UNFCCC, COMPARATIVE ANALYSIS OF RATINGS BY YEAR



- In 2020, UNFCCC met or exceeded the requirements for eight performance indicators as in 2019.
- UNFCCC improved performance in 2020 by not rating any indicators as missing requirements, down from two in 2019.