

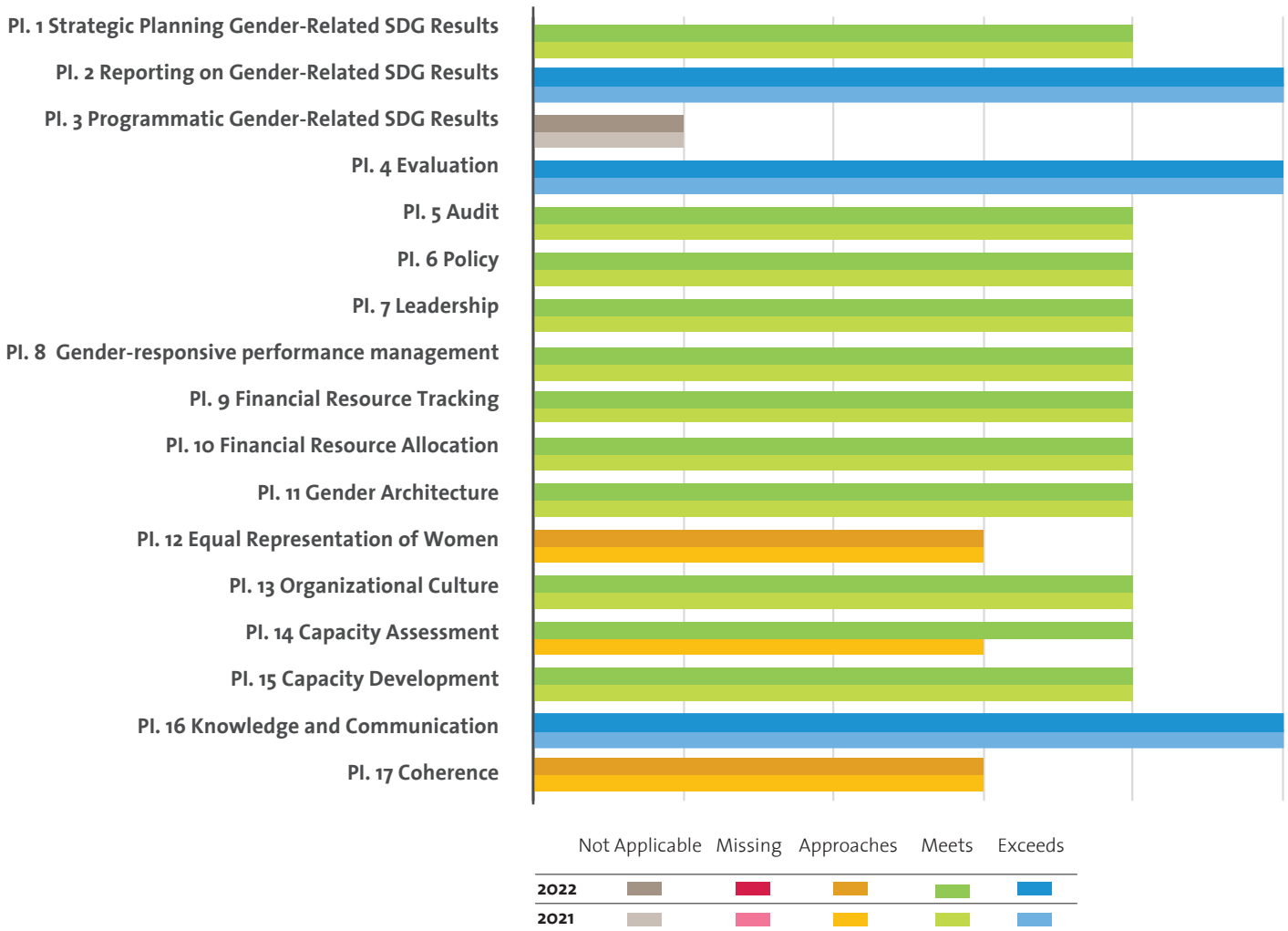
UNITED NATIONS EDUCATIONAL SCIENTIFIC AND CULTURAL ORGANIZATION (UNESCO)

UN-SWAP 2.0 PERFORMANCE 2022

The following three pages capture UNESCO's performance on UN-SWAP 2.0 indicators for 2022.

In 2022, UNESCO met or exceeded the requirements for 14 out of 16 applicable performance indicators.

UN-SWAP 2.0 PERFORMANCE BY INDICATOR (2021-2022)



PERFORMANCE HIGHLIGHTS IN 2022

Most significant gain

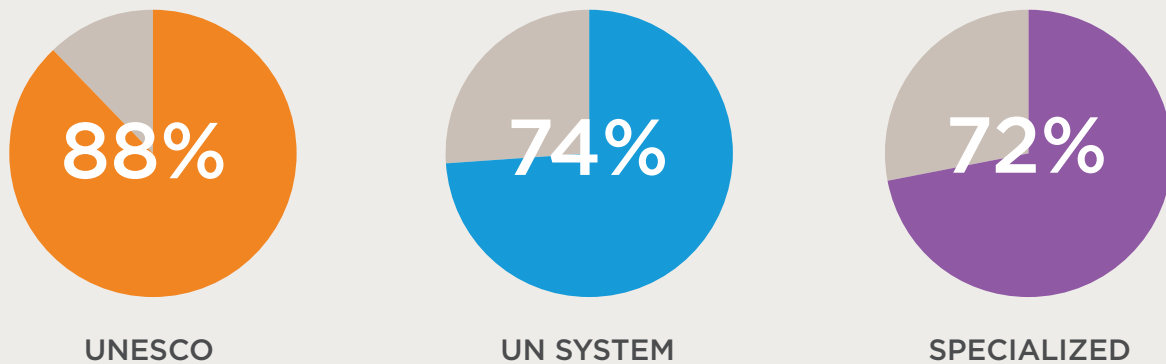
- In 2022, UNESCO exceeded the requirements for three indicators and met them for another 11 indicators.
- Significantly, UNESCO improved its performance by meeting the requirements for the Capacity assessment indicator.

Areas for improvement

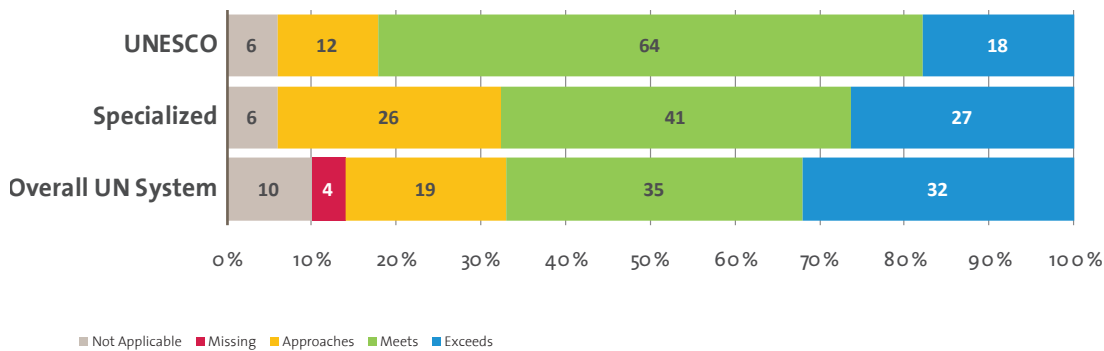
- UN Women encourages increased effort toward the two remaining indicators rated as approaching requirements: Equal representation of women and Coherence.

COMPARATIVE ANALYSIS FOR UNESCO

SHARE OF RATINGS MEETING/EXCEEDING REQUIREMENTS OF ALL RATINGS
NOT APPLICABLE RATINGS OMITTED

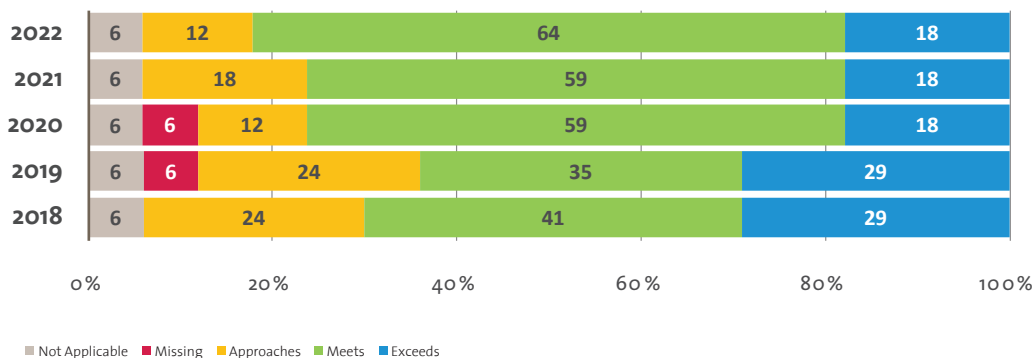


COMPARISON WITH SPECIALIZED ENTITIES AND THE OVERALL UN SYSTEM



In 2022, UNESCO met or exceeded requirements for more indicators than both the average of the Specialized entities and of the overall UN system. Commendably, UNESCO did not miss the requirements of any indicator.

UNESCO, COMPARATIVE ANALYSIS OF RATINGS BY YEAR



In 2022, UNESCO attained its highest overall UN-SWAP 2.0 compliance rate to date.