

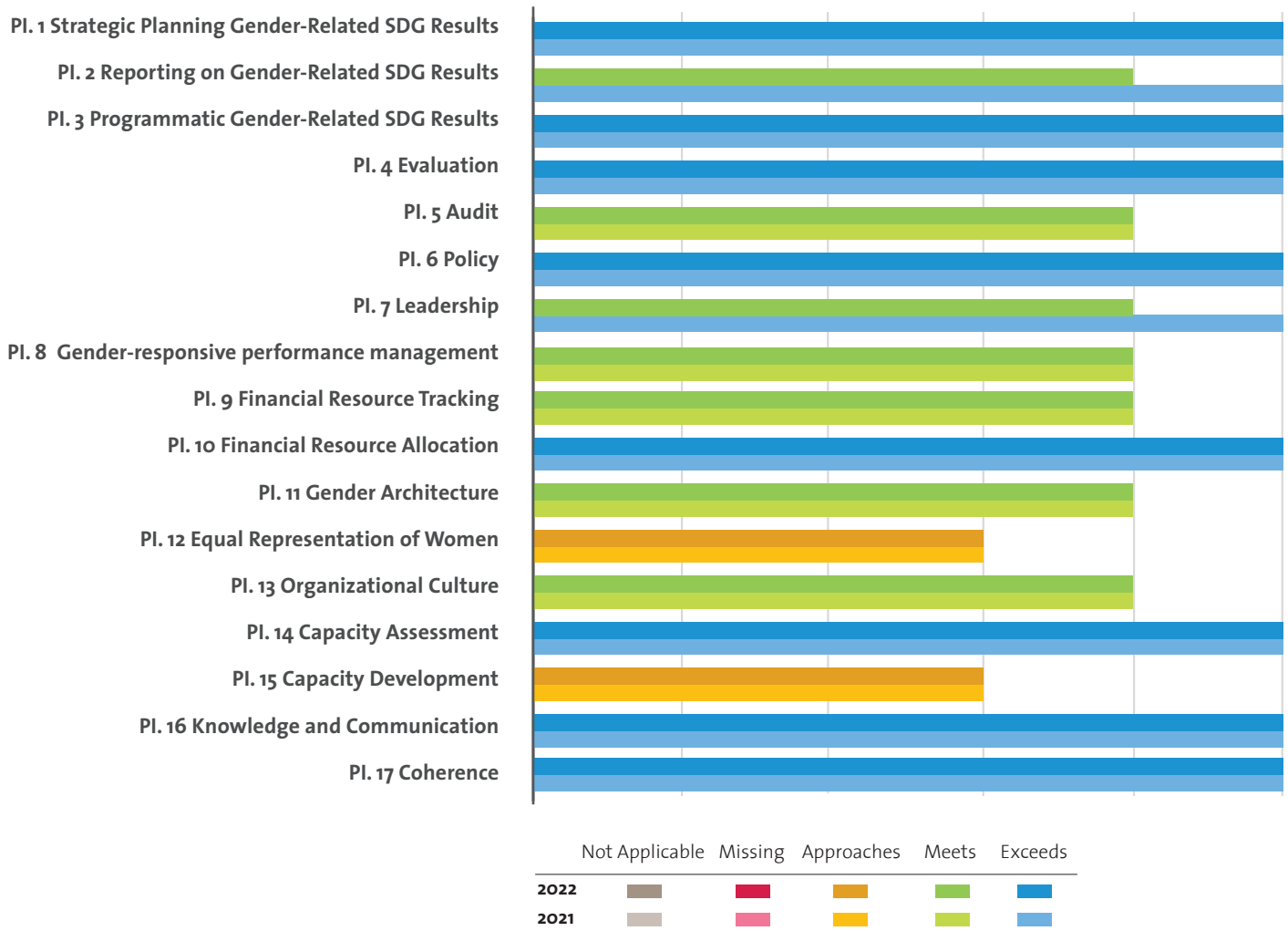
# UNITED NATIONS INTERNATIONAL CHILDREN'S FUND (UNICEF)

## UN-SWAP 2.0 PERFORMANCE 2022

The following three pages capture UNICEF's performance on UN-SWAP 2.0 indicators for 2022.

In 2022, UNICEF met or exceeded the requirements for 15 out of 17 applicable performance indicators.

UN-SWAP 2.0 PERFORMANCE BY INDICATOR (2021-2022)



PERFORMANCE HIGHLIGHTS IN 2022

Most significant gains

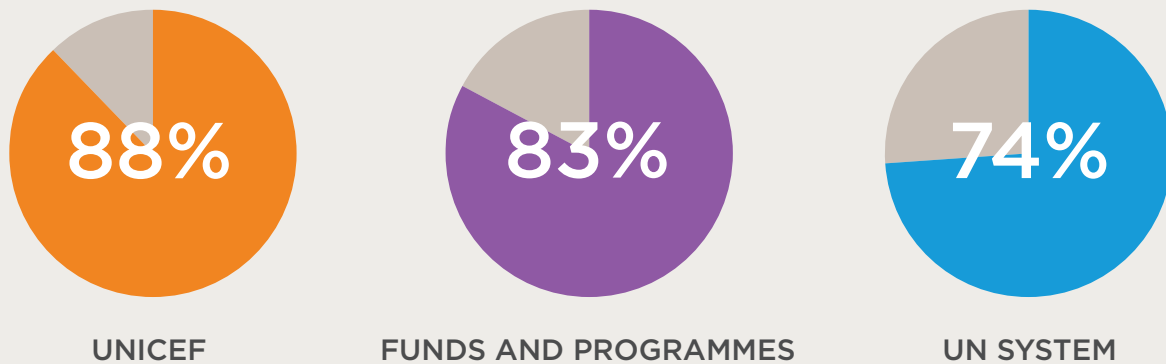
- In 2022, UNICEF exceeded the requirements for eight indicators and met them for another seven indicators.

Areas for improvement

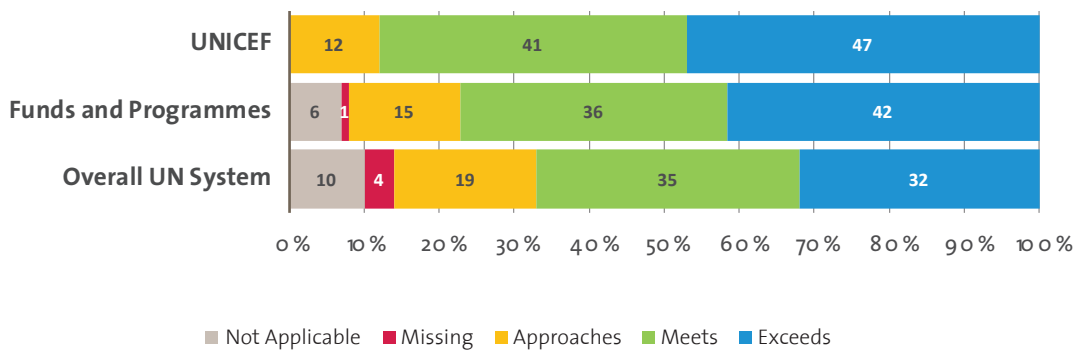
- UN Women encourages UNICEF to focus on the two remaining indicators rated as approaching requirements: Equal representation of women and Capacity development.
- UN Women also encourages UNICEF to recapture the lost progress on two indicators: Reporting on Gender-Related SDG Results and Leadership.

COMPARATIVE ANALYSIS FOR UNICEF

SHARE OF RATINGS MEETING/EXCEEDING REQUIREMENTS OF ALL RATINGS  
NOT APPLICABLE RATINGS OMITTED



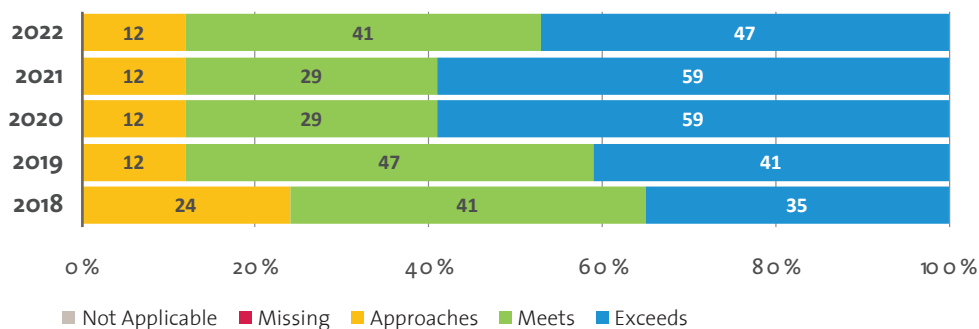
COMPARISON WITH FUNDS AND PROGRAMMES AND THE OVERALL UN SYSTEM



In 2022, UNICEF once again outperformed the average results for the Funds and programmes and for the UN System as a whole.

In addition, UNICEF did not miss requirements for any indicators and rated all 17 indicators applicable to the entity's work.

UNICEF, COMPARATIVE ANALYSIS OF RATINGS BY YEAR



In 2022, UNICEF matched its highest overall UN-SWAP 2.0 compliance rate, despite a decline in rating from exceeds to meets requirements for two indicators.