

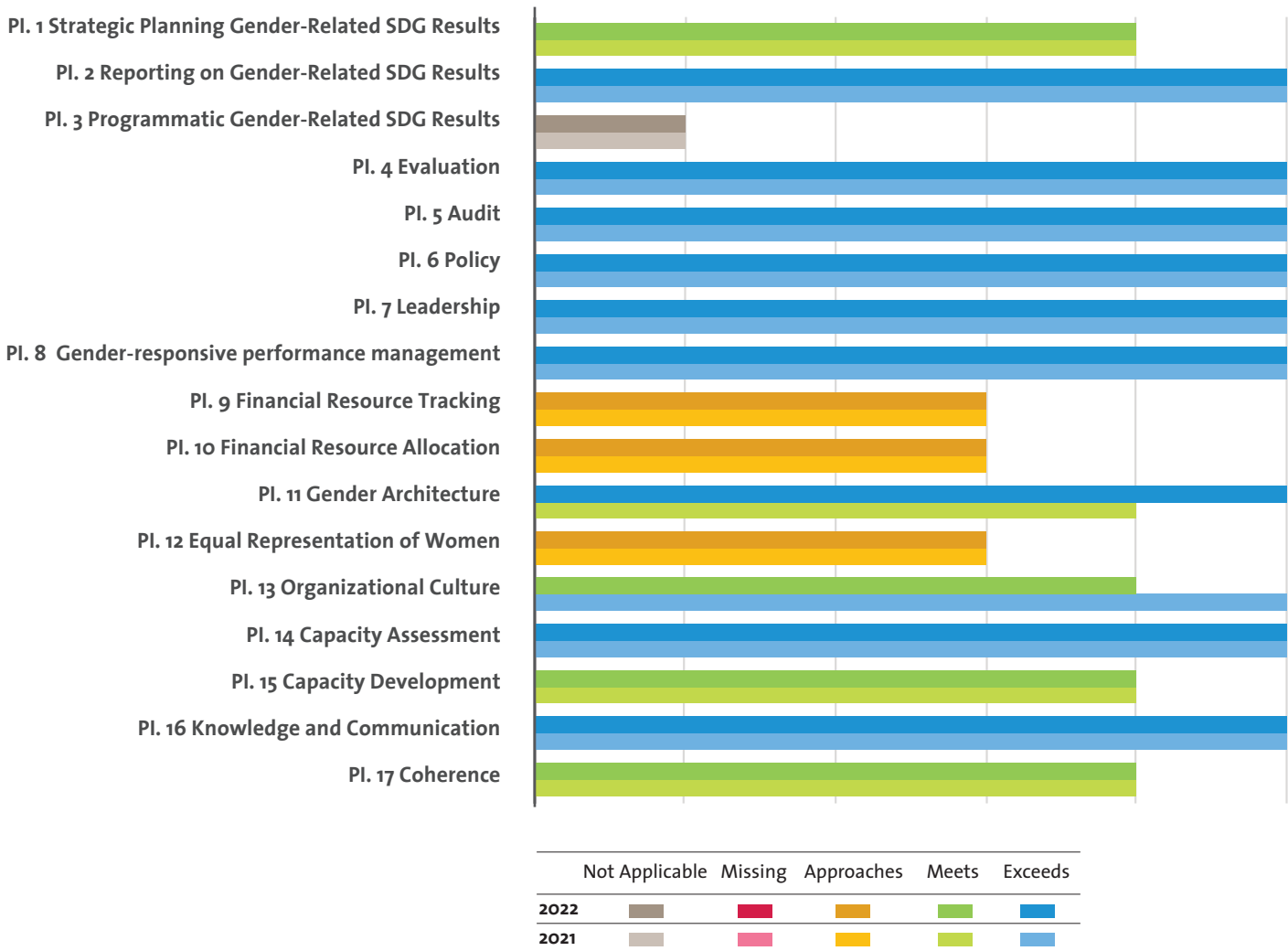
# WORLD FOOD PROGRAM (WFP)

## UN-SWAP 2.0 PERFORMANCE 2022

The following two pages capture WFP's performance on UN-SWAP 2.0 indicators for 2022.

In 2022, WFP met or exceeded the requirements for 13 out of 16 applicable performance indicators.

UN-SWAP 2.0 PERFORMANCE BY INDICATOR (2021-2022)



PERFORMANCE HIGHLIGHTS IN 2022

**Most significant gains**

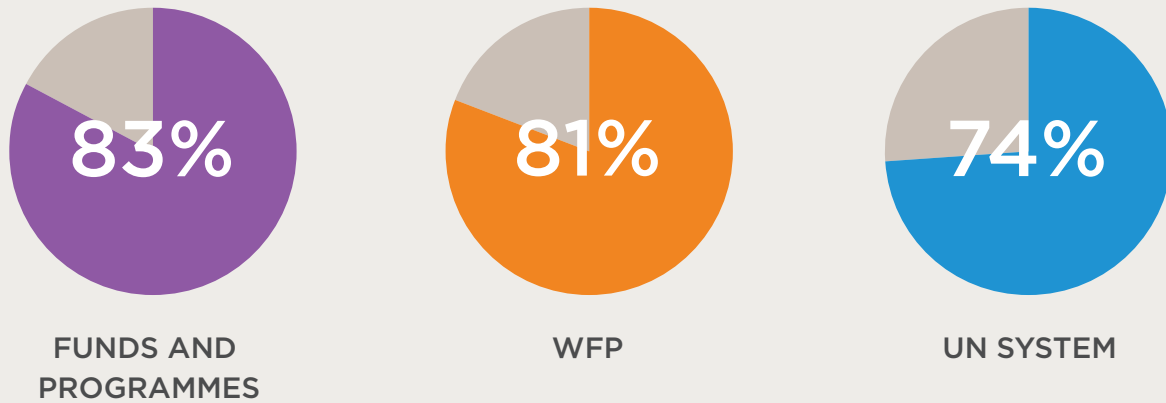
- In 2022, WFP exceeded the requirements for nine indicators and met them for another four indicators.
- Significantly, WFP newly exceeded the requirements for the Gender architecture indicator.

**Areas for improvement**

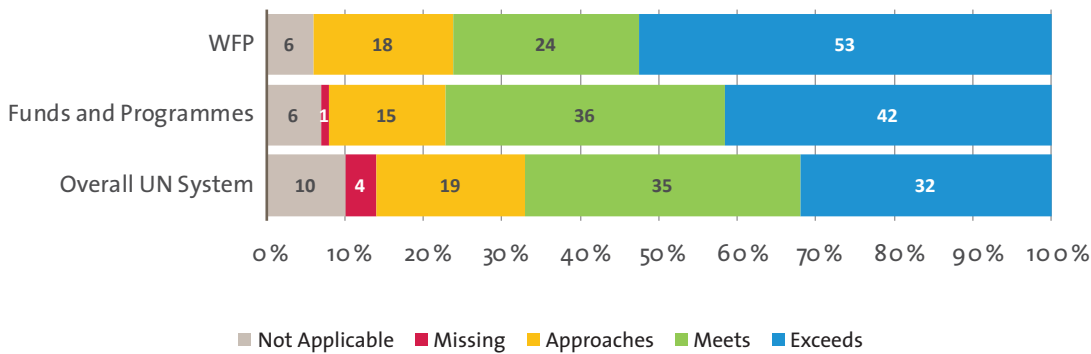
- UN Women encourages WFP to focus efforts on the three indicators that remain approaching requirements: Financial resource tracking, Financial resource allocation and Equal representation of women.
- WFP is urged to recapture lost progress related to the Organizational culture indicator.

COMPARATIVE ANALYSIS FOR WFP

SHARE OF RATINGS MEETING/EXCEEDING REQUIREMENTS OF ALL RATINGS  
NOT APPLICABLE RATINGS OMITTED



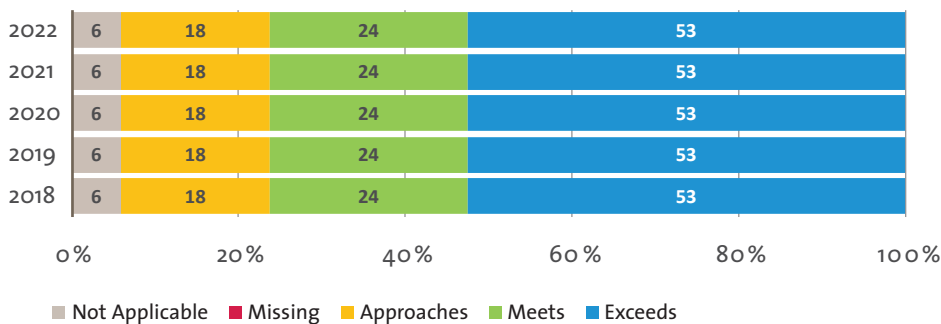
COMPARISON WITH FUNDS & PROGRAMMES AND THE OVERALL UN SYSTEM



In 2022, WFP exceeded more indicators than the average for the Funds and Programmes.

WFP met or exceeded the requirements for more indicators than the overall UN system.

WFP, COMPARATIVE ANALYSIS OF RATINGS BY YEAR



In 2022, WFP met or exceeded requirements for 13 indicators, maintaining the overall compliance rate since 2018, the start of UN-SWAP 2.0 reporting.