

UNITED NATIONS INTERNATIONAL CHILDREN'S FUND (UNICEF)

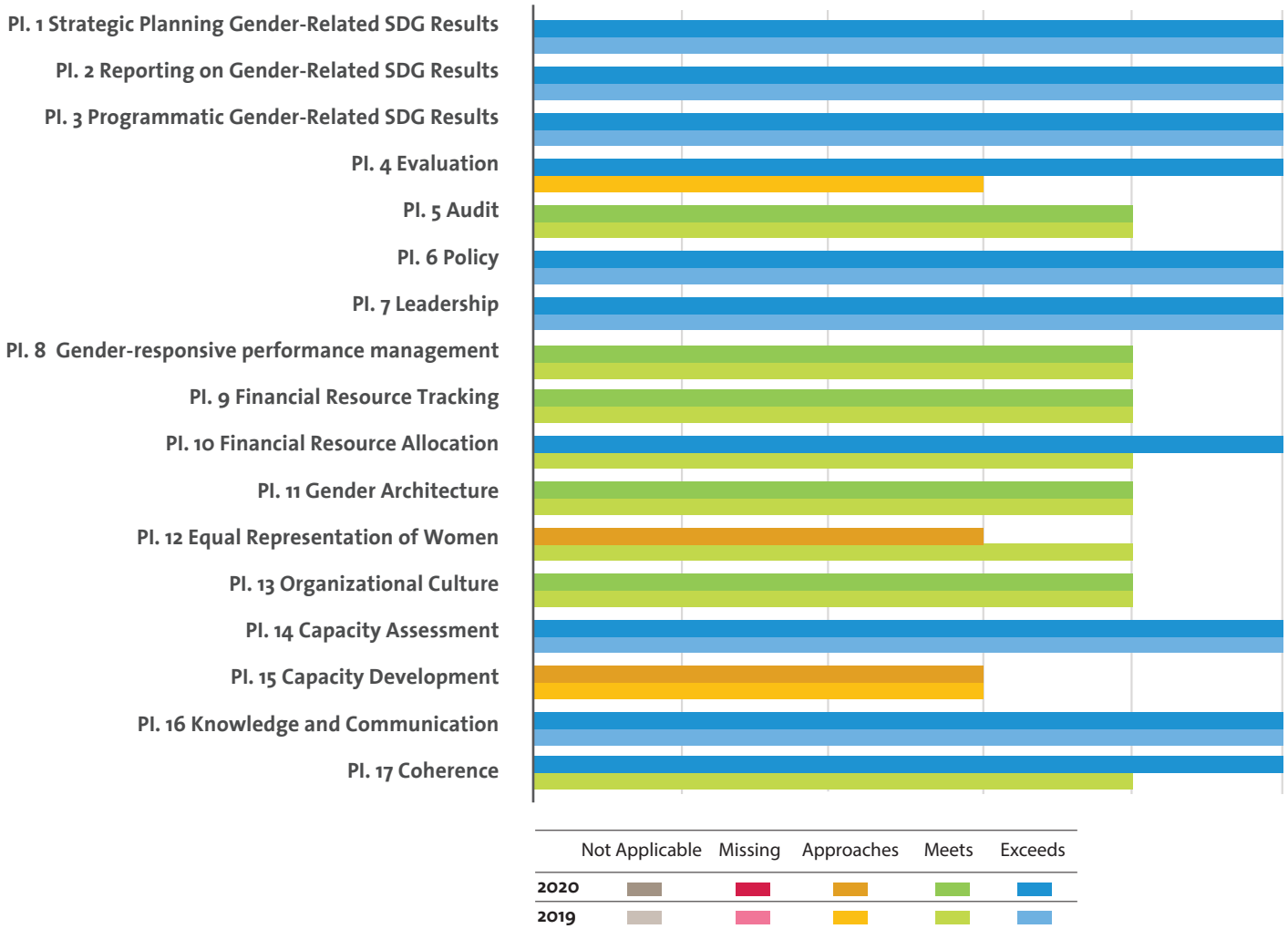
UN-SWAP 2.0 PERFORMANCE 2020

The following three pages capture UNICEF's performance on UN-SWAP 2.0 indicators for 2020.

In 2020, UNICEF met or exceeded the requirements for 15 performance indicators out of 17 applicable.

UNICEF's progress towards meeting UN-SWAP 2.0 requirements is significantly above average.

UN-SWAP 2.0 PERFORMANCE BY INDICATOR (2019-2020)



PERFORMANCE HIGHLIGHTS IN 2020

Most significant gains

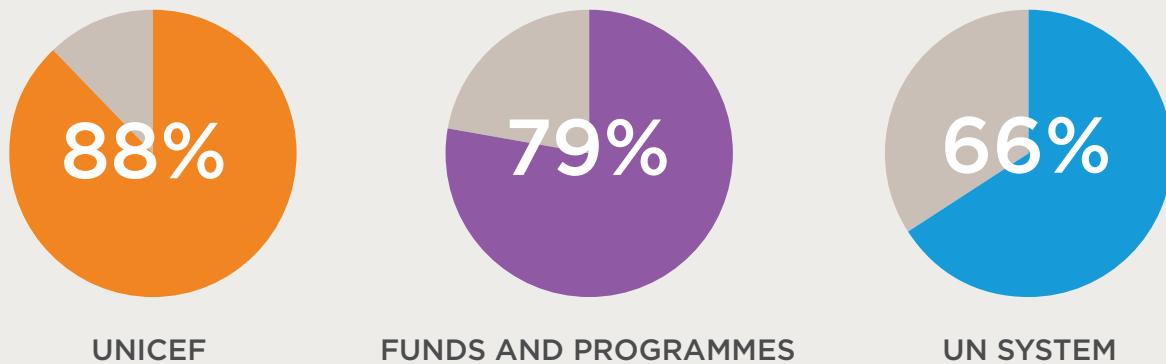
- In 2020, UNICEF exceeded the requirements for 10 indicators and met them for another five indicators.
- UNICEF newly exceeded requirements for Evaluation, Financial resource allocation and Coherence, improving the strong performance registered in 2019.

Areas for improvement

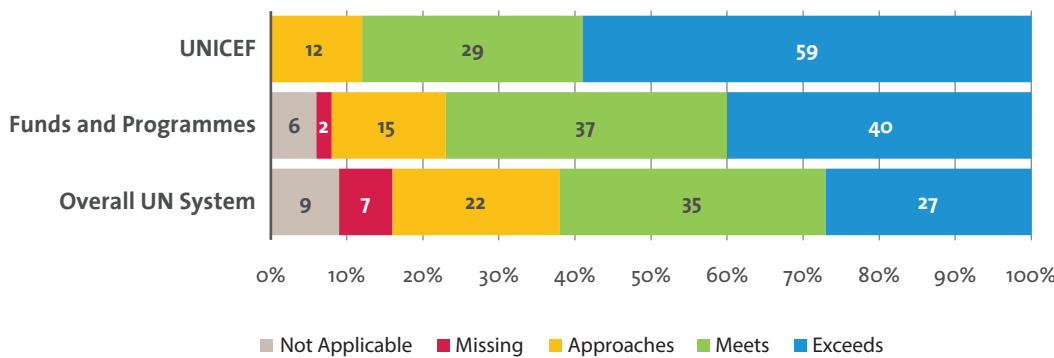
- UN Women encourages UNICEF to focus on Equal representation of women that has seen a decline in performance, and to prioritize the only indicator for which it approached requirements in 2020: Capacity development.

COMPARATIVE ANALYSIS FOR UNICEF

SHARE OF RATINGS MEETING/EXCEEDING REQUIREMENTS OF ALL RATINGS
NOT APPLICABLE RATINGS OMITTED



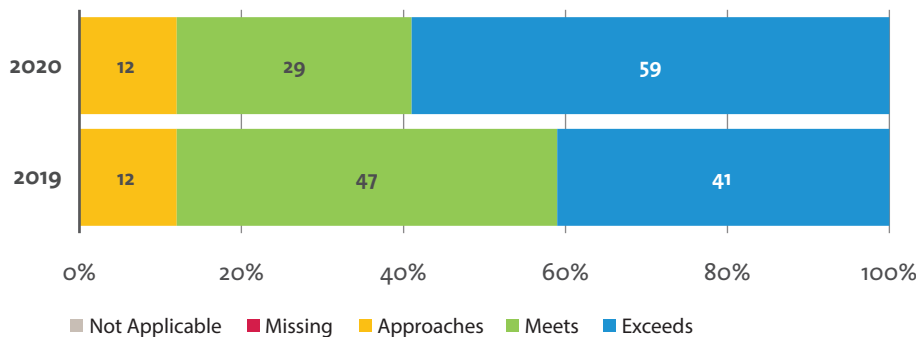
COMPARISON WITH FUNDS AND PROGRAMMES AND THE OVERALL UN SYSTEM



In 2020, UNICEF met or exceeded requirements for significantly more indicators than both the average for the Funds and Programmes and the overall UN system.

In addition, UNICEF did not miss requirements for any indicators.

UNICEF, COMPARATIVE ANALYSIS OF RATINGS BY YEAR



In 2020, UNICEF met or exceeded requirements for 88 per cent of the performance indicators, maintaining the strong performance of 2019.

In addition, the share of indicators exceeding requirements has increased by 18 percentage points, compared with 2019.