

WORLD METEOROLOGICAL ORGANIZATION (WMO)

UN-SWAP 2.0 PERFORMANCE 2020

The following three pages capture WMO's performance on UN-SWAP 2.0 indicators for 2020.

In 2020, WMO met or exceeded the requirements for 7 performance indicators out of 16 applicable.

UN-SWAP 2.0 PERFORMANCE BY INDICATOR (2019-2020)



PERFORMANCE HIGHLIGHTS IN 2020

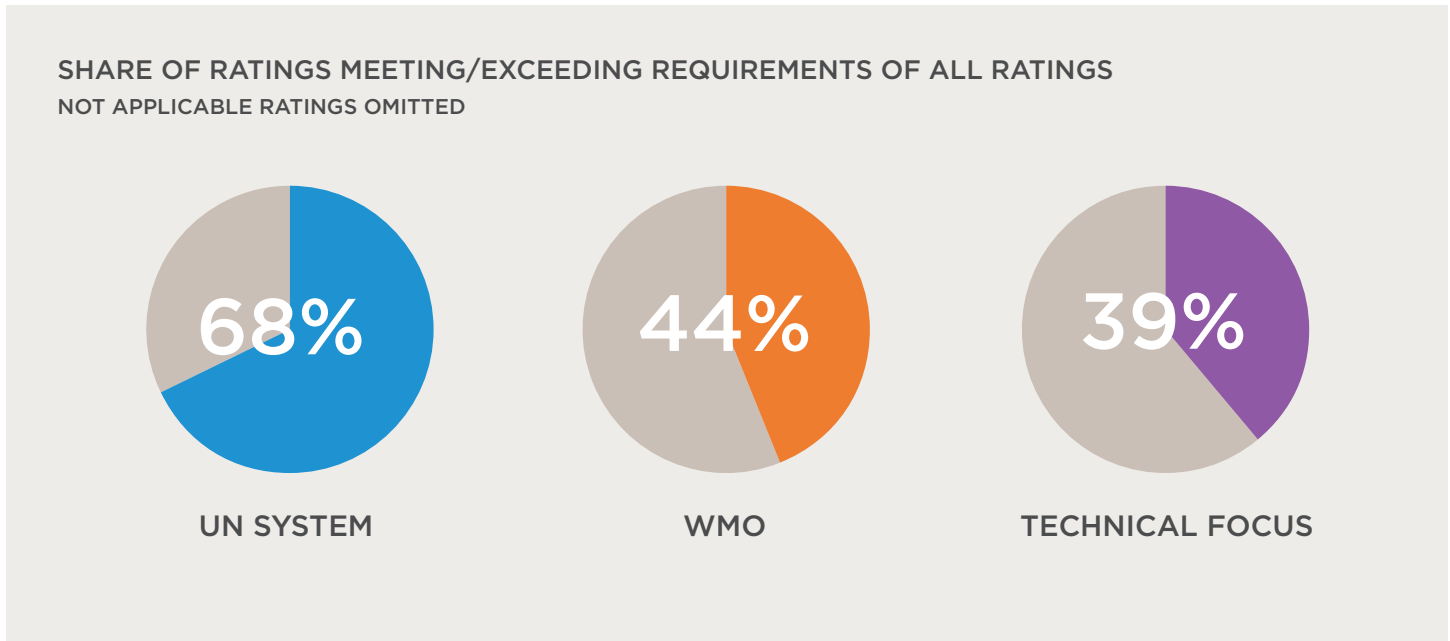
Most significant gains

- In 2020, WMO exceeded requirements for two indicators and met them for another five indicators.
- WMO has improved performance this year by meeting requirements on Strategic planning gender-related SDG results and approaching requirements on Equal representation of women.

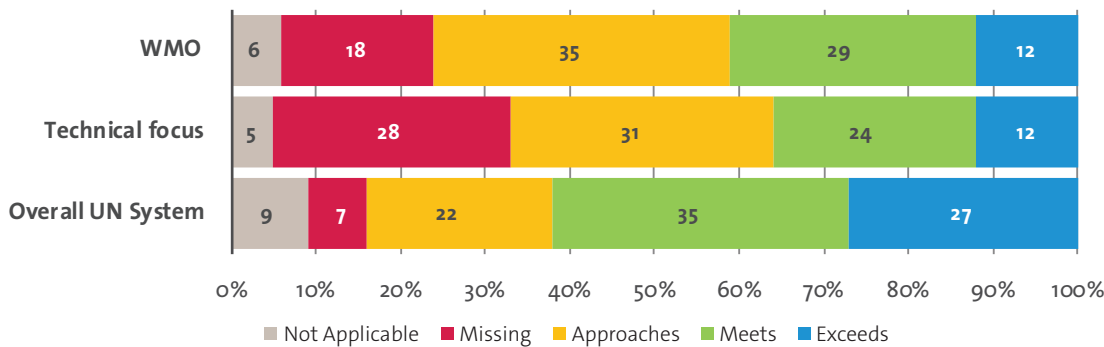
Areas for improvement

- UN Women encourages WMO to focus on the three indicators rated as missing requirements, as well as the six indicators approaching requirements.
- In particular, UN Women recommends refocusing efforts on the indicators that have witnessed a decline in performance: Financial resource allocation, Gender architecture and Organizational culture.

COMPARATIVE ANALYSIS FOR WMO

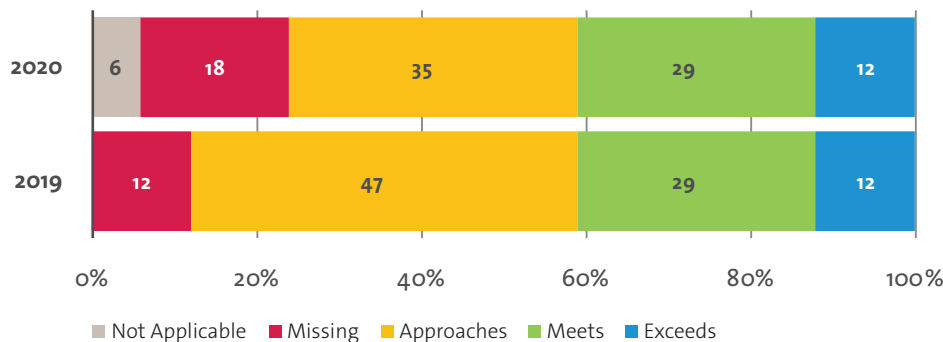


COMPARISON WITH ENTITIES WITH A TECHNICAL FOCUS AND THE OVERALL UN SYSTEM



- In 2020, WMO met more and exceeded as many indicators as the average for entities with a Technical focus.
- WMO met and exceeded less indicators than the average for the UN System at large.

WMO, COMPARATIVE ANALYSIS OF RATINGS BY YEAR



- In 2020, WMO maintained the overall number of indicators that met and exceeded requirements as compared with 2019 results.
- WMO registered a 12-percentage point decrease in indicators approaching requirements in 2020.
- Incorporating the three missing indicators into WMO’s work will greatly enhance performance in 2021.