



The Millennium Development Goals Report

# Gender Chart

2012



UNITED NATIONS

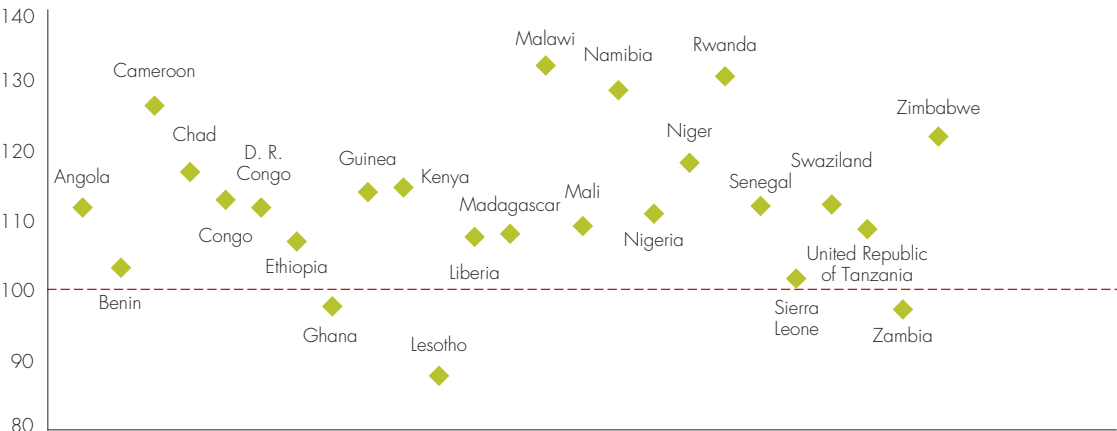


Photo: Quoc Nguyen/ UNDP Picture This

**GOAL 1 | Eradicate extreme poverty and hunger**

**Women in sub-Saharan Africa are more likely than men to live in poverty**

Ratio of women to men of working age in the poorest households in sub-Saharan Africa, selected countries, 2004-2009

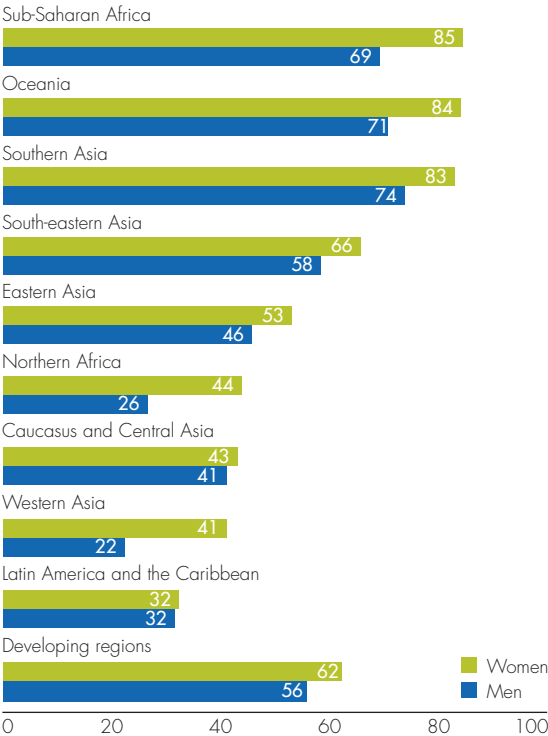


Despite the global reduction of more than 800 million people living in extreme poverty from 1990 to 2008, women continue to be more likely to live in poverty than men. Women in sub-Saharan Africa are over-represented in poor households, mainly because they are less likely to have paid work, and when they do they are, on average, paid less than men.

Household poverty figures furthermore underestimate the extent of women's poverty. Within-household income distribution is typically unequal, and a large number of poor women may be living in households that are not categorized as poor. Accurate measures and proper understanding of poverty incidence and dynamics require income and consumption surveys to be fully sex-disaggregated.

**The proportion of workers in vulnerable employment is slowly shrinking, but women remain the most affected by far in nearly all regions**

Proportion of own-account and contributing family workers in total employment in developing regions, women and men, 2011 (Percentage)

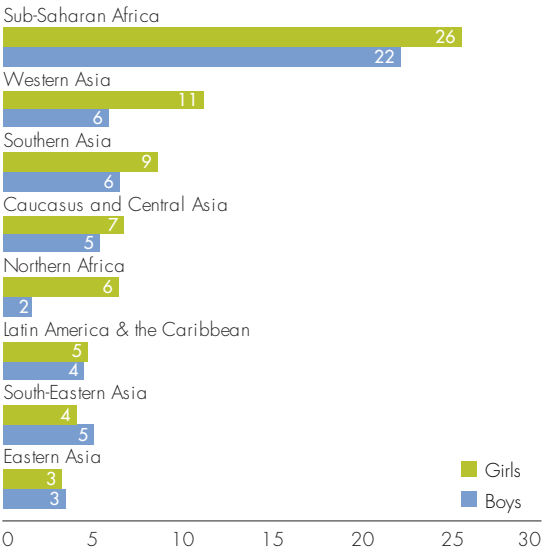


The proportion of women and men engaged in vulnerable employment – either as own-account workers or as contributing family workers -- has improved slowly in developing regions between 1991 and 2011. The rate fell 6 percentage points in the case of women and 7 for men. Despite this decline, the absolute number of people in vulnerable jobs has increased by 136 million since 2000, bringing the total to 1.52 billion.

Gender disparities remain large in Northern Africa, Western Asia and sub-Saharan Africa. Women in these regions are often faced with low income and lack of job security and benefits.

**GOAL 2 |** Achieve universal primary education  
**More children are in school, but gender gaps still exist**

Primary-age out-of-school rate in developing regions, by sex, 2010 (Percentage)

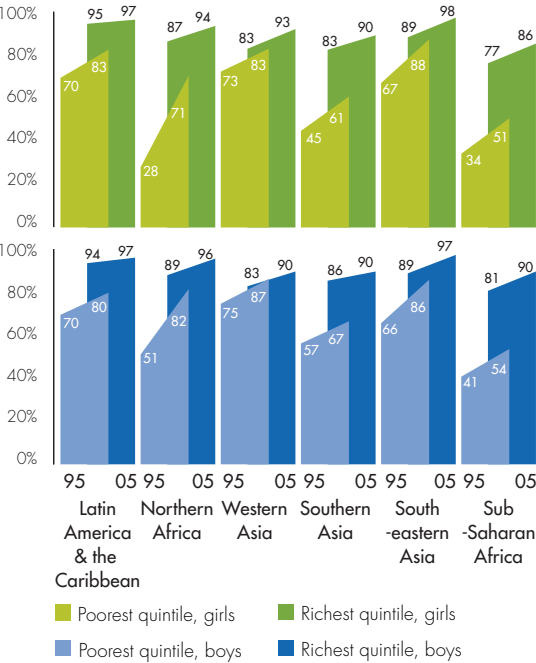


Globally, the number of primary-age children not enrolled in primary or secondary education dropped from 108 million to 61 million between 1999 and 2010. Girls represent 53 per cent of the primary-age out-of-school population, barely down from 58 per cent in 1999.

Gender parity in primary schooling worldwide has officially been achieved. At the regional and national levels, however, gender disparities persist. Sub-Saharan Africa is the region with the highest rate of girls out of primary school, 26 per cent. However, other regions with better overall enrolment have wider gender gaps. In Southern Asia, Western Asia and Northern Africa, girls account for 55, 65 and 79 per cent respectively of the total share of primary-age out-of-school children.

**Girls are catching up to boys in terms of primary attendance, but wealth based disparities persist**

Net attendance ratio in primary education, by sex and wealth quintile, 1990s and 2000s (Percentage)



**Note:** Data plotted at 1995 may be for any year between 1990 and 2000. Data plotted at 2005 may be for any year between 2001 and 2011

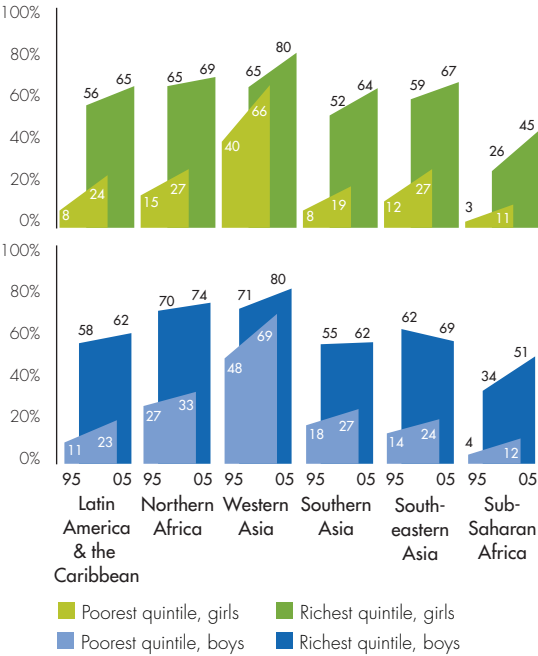
**Note:** These figures are unweighted averages of attendance rates in the countries where data were available. As a result, they may differ substantially from official global and regional figures reported by UIS. In addition, different sources have been used.

There has been major progress across all developing regions in reducing gender gaps in primary school attendance. In the 1990s girls had lower attendance rates but, due to faster progress, the gaps have closed in most cases. In Northern Africa, for instance, the attendance gap between poor boys and girls was reduced by more than half between the 1990s and 2000s.

The increase in poor girls' attendance has contributed to a 59 per cent reduction in the gap between the richest and poorest girls. However, large differences in attendance persist between rich and poor in all regions.

## Little progress made since the 1990s in closing secondary attendance gender gaps

Net attendance ratio in secondary education, by sex and wealth quintile, 1990s and 2000s (Percentage)



**Note:** Data plotted at 1995 may be for any year between 1990 and 2000. Data plotted at 2005 may be for any year between 2001 and 2011

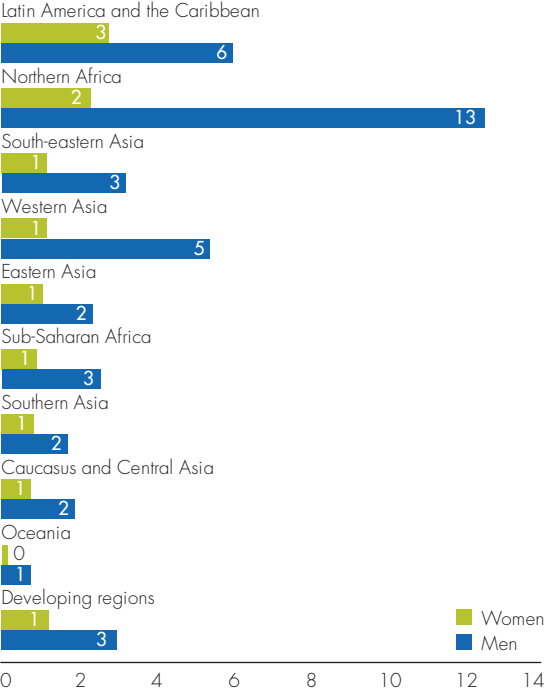
**Note:** These figures are unweighted averages of attendance rates in the countries where data were available. As a result, they may differ substantially from official global and regional figures reported by UIS. In addition, different sources have been used.

Advances in secondary attendance are less encouraging than at the primary level. Globally, net attendance rates have increased by about 10 percentage points since the 1990s, to 36 per cent, with progress evenly distributed between rich and poor, girls and boys alike. The gender gap consequently remained relatively narrow, at less than five per cent. At the regional level, the much larger attendance gaps of over 30 per cent between rich and poor girls and between rich and poor boys have barely changed in most regions.

## GOAL 3 | Promote gender equality and empower women

### Large gender gaps in business ownership

Share of employers in total employment, by sex, 2011 (Percentage)

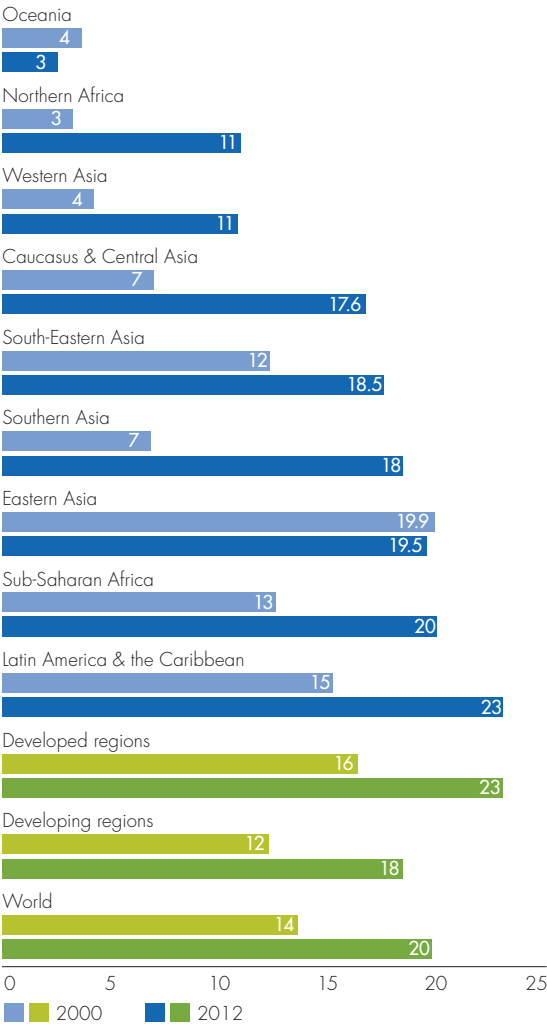


Women’s share of paid employment outside the agricultural sector increased from 35 to 40 per cent between 1990 and 2010. But women still enter the labour market on an unequal basis to men, even after accounting for educational background and skills levels. Globally, women occupy only 25 per cent of senior management positions and, in 2008/2009 were on average paid 23 per cent less than men.

Business ownership is concentrated in men’s hands throughout the developing world. Only between 1 and 3 per cent of women employed in developing regions are ‘employers’. While the highest percentage of female business owners is located in Latin America and the Caribbean, the largest disparities are seen in Northern Africa and Western Asia.

## Women continue to gain representation in parliaments, but the pace of change is slow

Proportion of seats held by women in single or lower houses of national parliaments, 2000 and 2012 (Percentage)



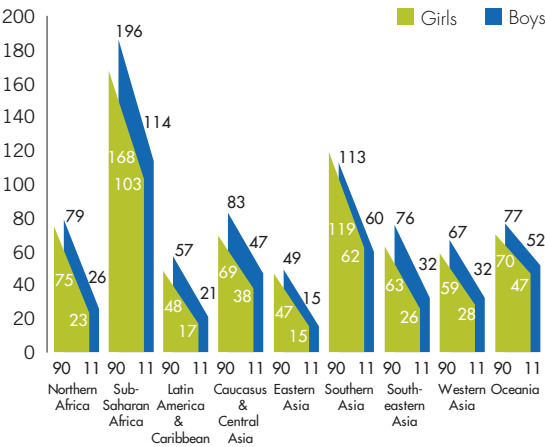
Women account for approximately 20 per cent of all parliamentarians worldwide and progress towards fairer representation is slow. At the pace registered during the last 15 years, it will take nearly 40 years to reach the parity zone.

Temporary special measures such as quotas are mandated by the UN Convention on the Elimination of All Forms of Discrimination against Women (CEDAW) to increase women's representation in politics. A number of countries recovering from conflict have introduced quotas with impressive results. In sub-Saharan Africa, women's representation in lower and upper houses averages 27 per cent in 14 post-conflict countries, of which eight have used some form of quota. This compares to a 14 per cent average representation for non post-conflict countries in the region.

## GOAL 4 | Reduce child mortality

### Under-five girls are more likely to survive than boys, except in Southern Asia

Under-five mortality rates by sex, 1990 and 2011 (Deaths per 1,000 live births)



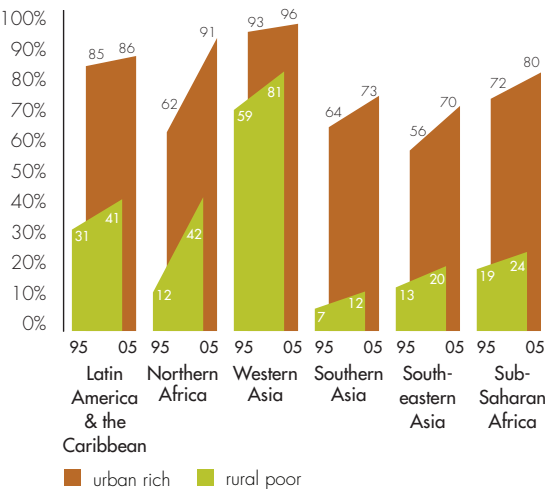
Global child mortality rates have declined by 35 per cent, from 97 to 63 deaths per 1,000 live births, between 1990 and 2010.

Physiologically, boys have a survival disadvantage relative to girls, reflected in the continuing increase in the ratio of boys' to girls' under-five mortality. Southern Asia provide exceptions to this trend. Recent analysis of gender gaps in under-five mortality in countries where data are available shows that the gap narrowed in Southern Asia between 1990 and 2011. But mortality rates still reflect practices related to son preference in some countries.

Educational attainment of mothers is a strong determinant of under-five survival. In Latin America and the Caribbean, for example, children of mothers with primary education are one and a half times more likely to survive than children whose mothers have no education. The chances of survival more than double when mothers have secondary education.

**GOAL 5 | Improve maternal health**  
**Urban rich women are much more likely to be assisted at delivery by a skilled health professional**

Proportion of pregnant women who were assisted by skilled health personnel during delivery, by location and wealth, 1990s and 2000s (Percentage)



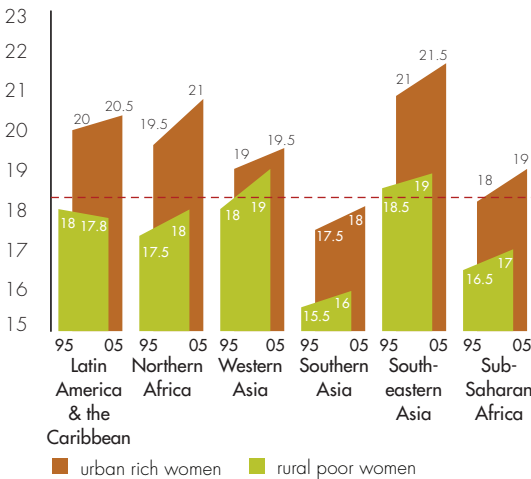
**Note:** Data plotted at 1995 may be for any year between 1990 and 2000. Data plotted at 2005 may be for any year between 2001 and 2011

An estimated 287,000 maternal deaths occurred in 2010 worldwide, a decline of 47 per cent from 1990. Sub-Saharan Africa and Southern Asia together accounted for 85 per cent of the global total.

Attendance by skilled health personnel can substantially reduce the risk of death or injury during delivery. Rural poor women have the least access to this service. In general, large gaps can be observed between rich and poor women, and between women living in urban and rural areas. Figures for developing regions with available data show that, on average, rich urban women are three times more likely than poor rural women to have skilled assistance during delivery.

**Age at the time of first marriage is rising, but women in poor and rural areas continue to marry young**

Age at first marriage, by location and wealth, 1995 and 2005



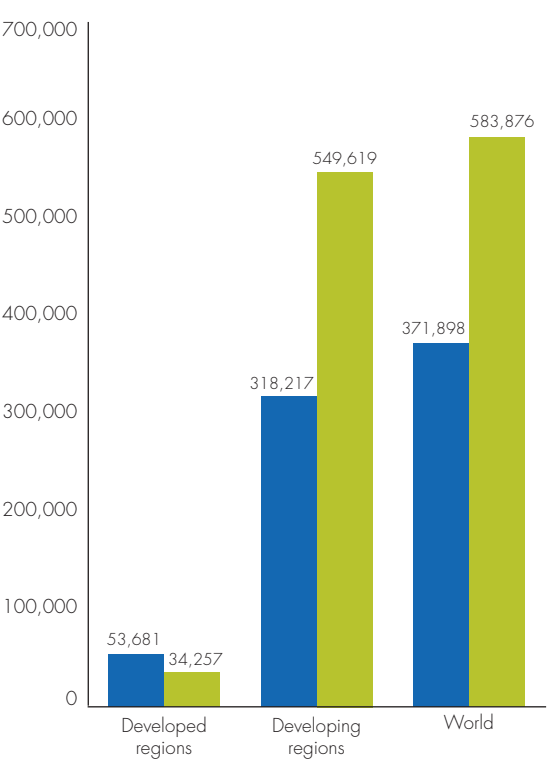
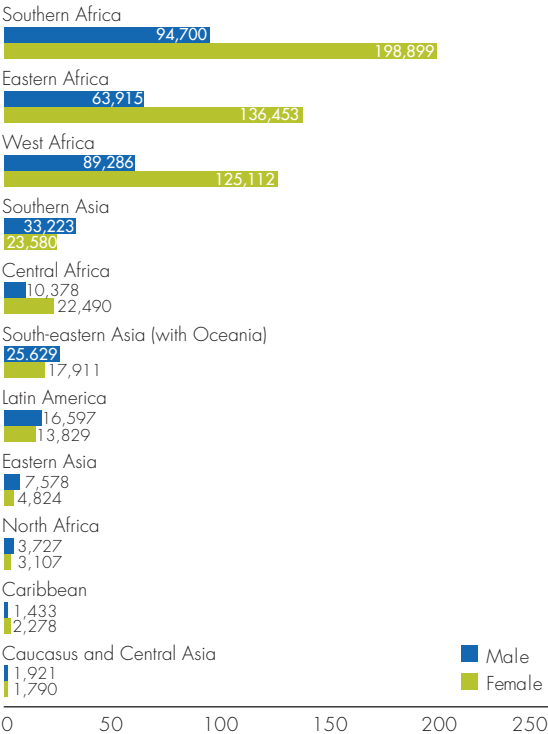
**Note:** Data plotted at 1995 may be for any year between 1990 and 2000. Data plotted at 2005 may be for any year between 2001 and 2011

Early marriage has an important bearing on women's autonomy and reproductive health. Girls who marry young have fewer opportunities to go to school, less say in household decision-making, and are more likely to experience domestic violence. They are exposed to the risks of early pregnancy and childbirth, the leading cause of death for girls aged 15 to 19 in developing countries.

Although the median age of marriage is rising over time in every region, important disparities remain between wealth quintiles and urban-rural areas. Average age at first marriage is lowest in Southern Asia and sub-Saharan Africa. But the largest disparities between rich urban women and their poor rural counterparts are found in Latin America and the Caribbean, Northern Africa and South-eastern Asia, where the gap averages three years.

**GOAL 6 | Combat HIV/AIDS, malaria and other diseases**  
**Every year, more than one in five new HIV infections take place among young women**

Number of new HIV infections among people aged 15-24, by region, 2010 (Thousands)



The global number of new HIV infections is declining, particularly in sub-Saharan Africa, one of the hardest hit regions. The Caucasus and Central Asia is the only region where new infections have risen, mainly as a result of injecting drug use.

Challenges remain in all regions. Every year, nearly 600,000 young women are newly infected with HIV. Of the total 2.7 million new HIV infections in 2010, close to one

million were among young people aged 15-24, of whom more than 60 per cent were women.

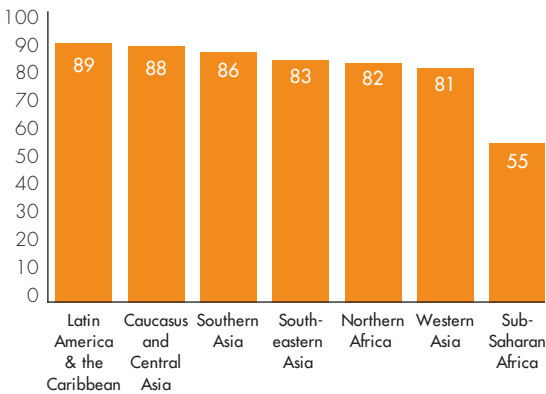
Young women are vulnerable to HIV infection due to a complex interplay of physiological factors and gender inequalities. With their lower economic and social status in many countries, women and girls are exposed to gender-based violence and are at a disadvantage when it comes to negotiating safe sex and accessing HIV prevention information and services.



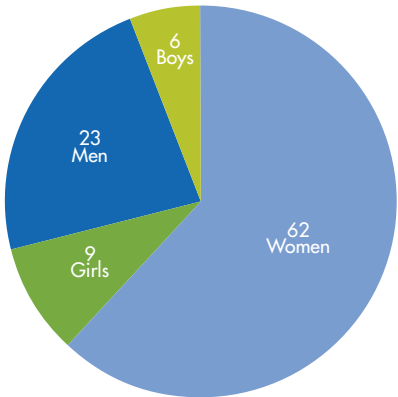
**GOAL 7** | Ensure environmental sustainability

**Sub-Saharan Africa lags behind the rest of world in access to water**

Proportion of households within 15 minutes of nearest water source, 2010, (Percentage)



Distribution of the water collection burden among women, children under age 15 and men, in households without piped water on premises, sub-Saharan Africa, based on population-weighted averages from 25 countries, 2006/2009 (Percentage)



The MDG target of halving the proportion of people without sustainable access to safe drinking water has been achieved five years ahead of schedule. But as of 2010, nearly 800 million people still lacked access to improved water sources. Most of them were poor people in rural areas.

Where water sources are not readily accessible, women and girls often bear the burden of collection and must walk long distances to satisfy household needs. In sub-Saharan Africa,

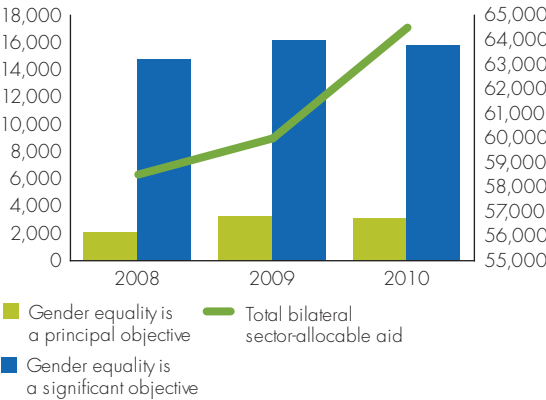
only about half of the households live within 15 minutes of the nearest safe water source.

A study carried out in 25 countries in 2006/2009 in sub-Saharan Africa suggests that in 62 per cent of the households that did not have water on their premises, women bore the burden of collecting water. In an additional 9 per cent of these households it was the responsibility of girls.

**GOAL 8** | Develop a global partnership for development

**Bilateral sector-allocable aid increases, but gender-focused interventions stall**

Bilateral sector-allocable aid to gender equality, from Development Assistance Committee countries, 2008-2010 (USD million, constant 2010 prices)



The total amount of bilateral sector-allocable aid increased every year between 2008 and 2010. But while the proportion of this aid devoted to gender equality objectives increased in 2009, it decreased slightly in 2010. Because of the cross-cutting nature of the gender goal, assistance to gender programmes should be increased in order to pave the way for attainment of the MDGs.