

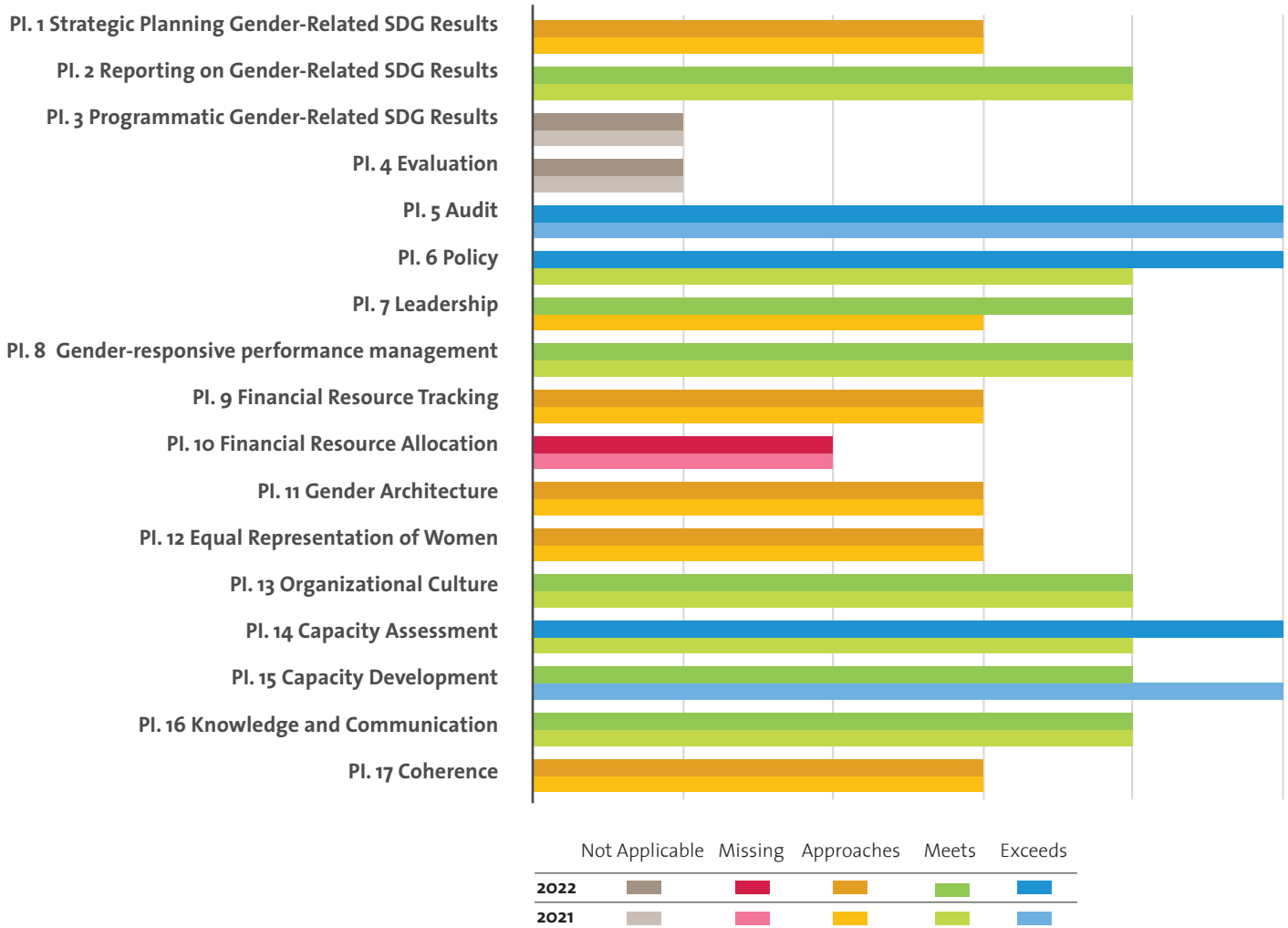
# OFFICE OF THE SPECIAL ADVISER ON AFRICA TO THE SECRETARY-GENERAL (OSAA)

## UN-SWAP 2.0 PERFORMANCE 2022

The following three pages capture OSAA's performance on UN-SWAP 2.0 indicators for 2022.

In 2022, OSAA met or exceeded the requirements for 9 performance indicators out of 15 applicable.

UN-SWAP 2.0 PERFORMANCE BY INDICATOR (2021-2022)



PERFORMANCE HIGHLIGHTS IN 2022

Most significant gains

- In 2022, OSAA exceeded the requirements for three indicators and met them for another six.
- Significantly, OSAA newly exceeded the requirements for two indicators, Policy and Capacity assessment.
- Additionally, OSAA met requirements for the Leadership indicator in 2022.

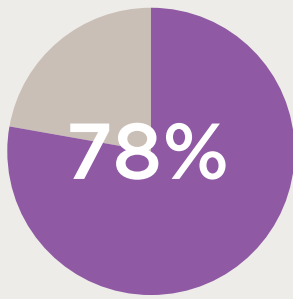
Areas for improvement

- UN Women encourages OSAA to prioritize Financial resource allocation, the only indicator missing requirements, as well as the five indicators rated as approaching requirements.

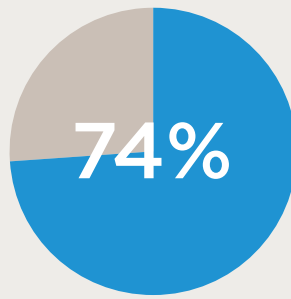
\* Performance Indicators 5 on Audit and 8 on Gender-responsive performance management are jointly reported for all UN Secretariat entities by OIOS and DMSPC, respectively.

COMPARATIVE ANALYSIS FOR OSAA

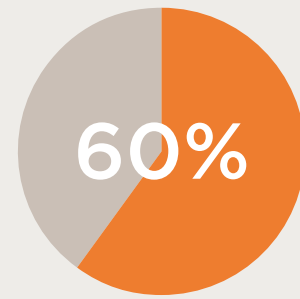
SHARE OF RATINGS MEETING/EXCEEDING REQUIREMENTS OF ALL RATINGS  
NOT APPLICABLE RATINGS OMITTED



UN SECRETARIAT

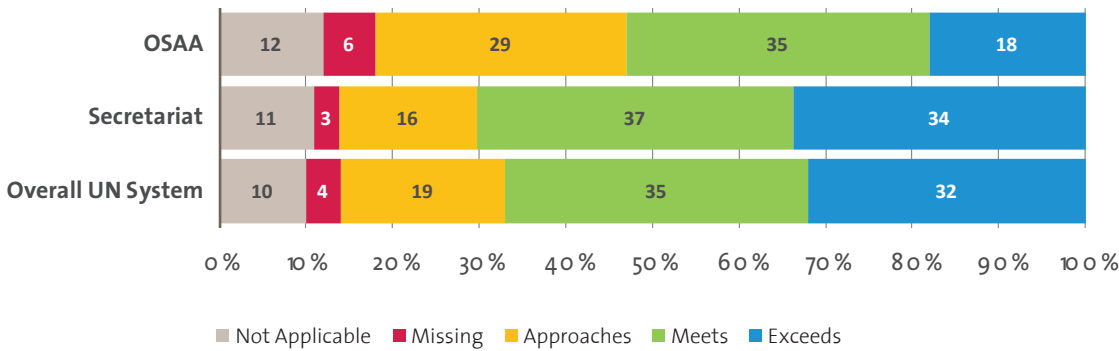


UN SYSTEM



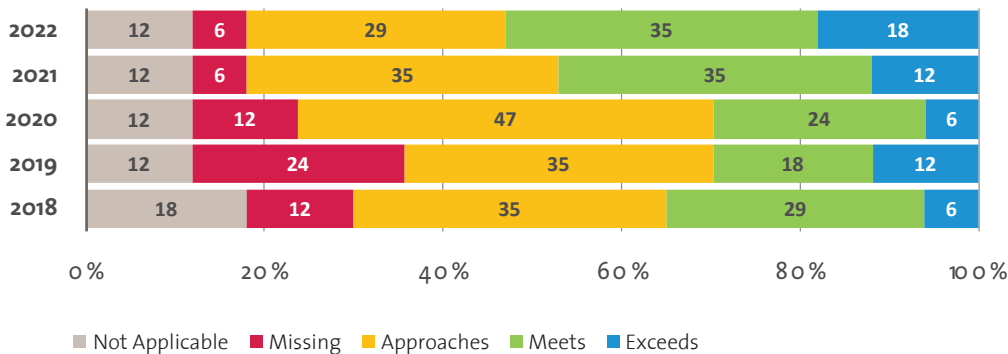
OSAA

COMPARISON WITH THE SECRETARIAT AS A WHOLE AND THE OVERALL UN SYSTEM



OSAA's 2022 UN-SWAP 2.0 performance trailed the average performance of UN Secretariat entities and of the UN system as a whole.

OSAA, COMPARATIVE ANALYSIS OF RATINGS BY YEAR



Notably, OSAA achieved its strongest UN SWAP 2.0 performance to date in 2022.