

UNITED NATIONS OFFICE FOR PROJECT SERVICES (UNOPS)

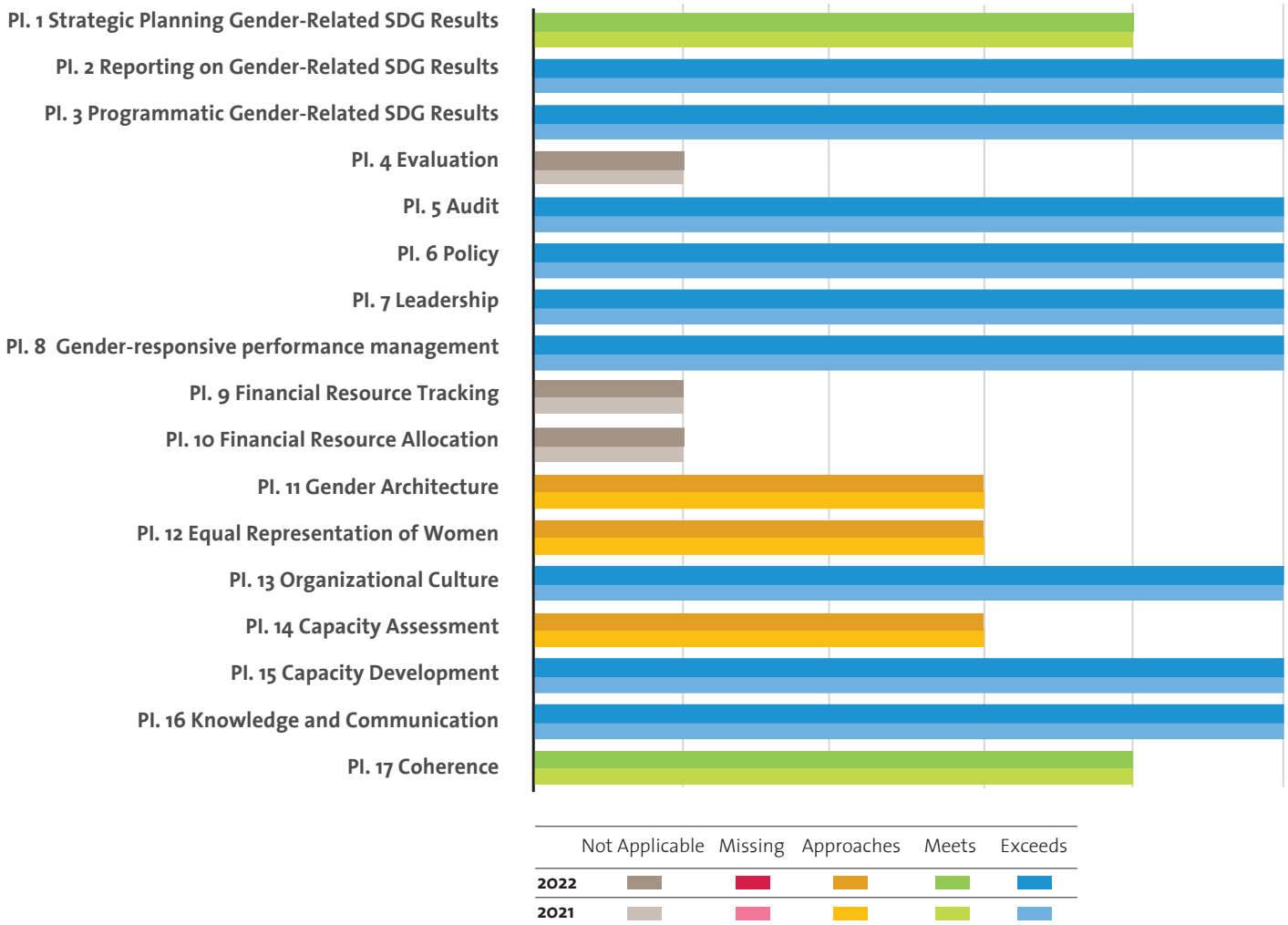
UN-SWAP 2.0 PERFORMANCE 2022

The following three pages capture UNOPS' performance on UN-SWAP 2.0 indicators for 2022.

In 2022, UNOPS met or exceeded the requirements for 11 out of 14 applicable performance indicators.



UN-SWAP 2.0 PERFORMANCE BY INDICATOR (2021-2022)



PERFORMANCE HIGHLIGHTS IN 2022

Most significant gains

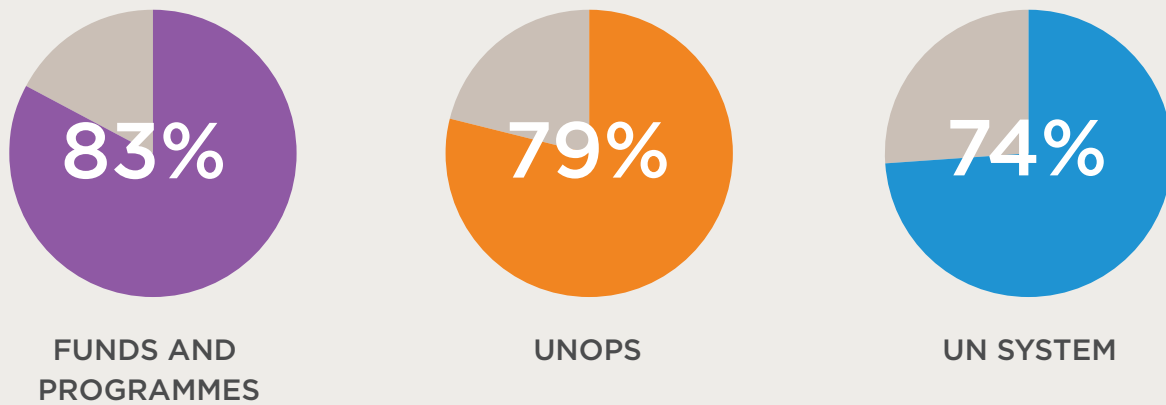
- In 2022, UNOPS exceeded the requirements for nine indicators and met them for another two indicators, maintaining a strong overall performance.

Areas for improvement

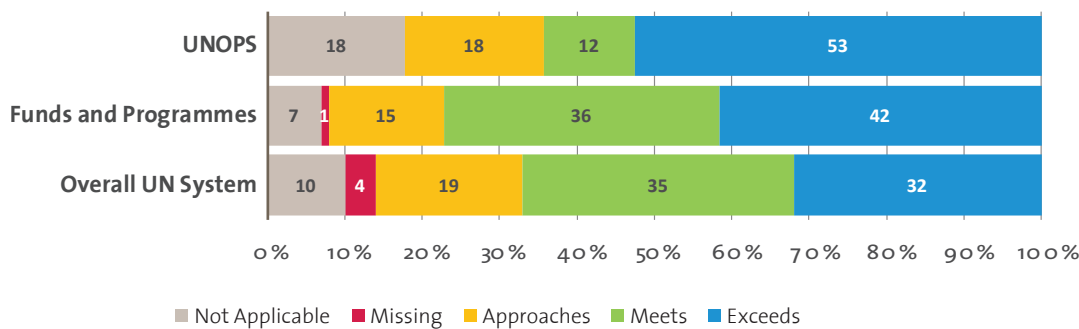
- UN Women encourages UNOPS to focus efforts on the three indicators rated as approaching requirements: Gender architecture, Equal representation of women and Capacity assessment.

COMPARATIVE ANALYSIS FOR UNOPS

SHARE OF RATINGS MEETING/EXCEEDING REQUIREMENTS OF ALL RATINGS
NOT APPLICABLE RATINGS OMITTED



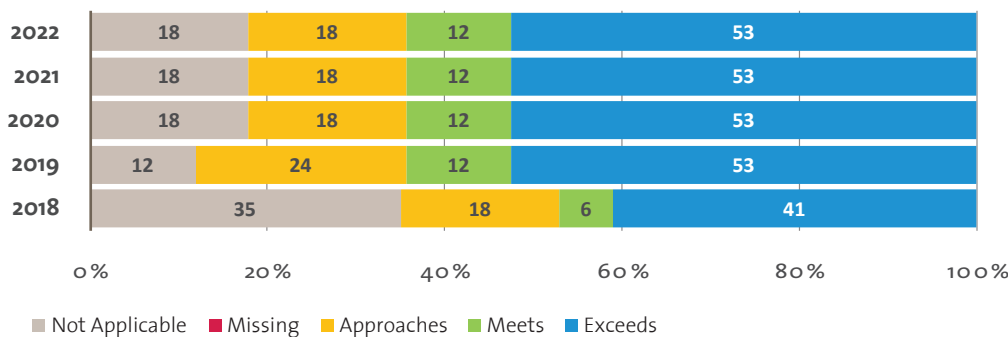
COMPARISON WITH THE FUNDS AND PROGRAMMES AND THE OVERALL UN SYSTEM



In 2022, UNOPS met or exceeded the requirements for a similar share of indicators as the average results for the Funds and Programmes entities and the overall UN system.

UNOPS approached requirements for three indicators, a higher share than similar entities.

UNOPS, COMPARATIVE ANALYSIS OF RATINGS BY YEAR



In 2022, UNOPS maintained the progress made in 2020 and 2021.