


How national statistical offices engage with policy-makers to ensure gender statistics are being used to inform policies on gender equality: lessons learned from monitoring the implementation of the Beijing Platform for Action and the 2030 Agenda. The experience of Italy.

**Linda Laura Sabbadini Director of Research Italian National Statistical Institut
(sabbadin@istat.it)**

1. Official statistics for long time were 'gender blind', the Women conference of Beijing, a launching pad for gender statistics and gender equality


For long time there were "imbalances" in the attention to different thematic areas by the National Institutes of Statistic. National Statistical Institutes were characterised by an "economic-centred" vision for decades. Elements to know and read society on the whole were not always present so as to affect the completeness of the statistic production (in particular it is not casual that the social statistics production has been penalised). If Countries consider the economic actions of primary importance and little attention is given to social policies, economic statistics and "economic actors" will become of primary importance. As a consequence at the first place will be subjects belonging to Labour Force, usually adult men and, only late, the need to consider also the others subjects will be evaluated. Women paid for it, together with children, the older and disabled people, that were not present in official statistics for decades or they were considered only in appendices (children because of births' decreasing, older because they were considered a 'burden' for the population as their growth causes its getting old): a 'GENDER BLIND POINT OF VIEW' was hegemonic in our Country and in all the other countries for decades.



The Women conference of Beijing produced the first great thinking over and systematising of gender statistics at an international level. A great impulse was given to their development, making the various National Statistic Institutes develop a real gender approach. Since then new thematic areas were investigated, particularly important to make gender inequalities visible. For the first time governments agreed on the need to realise a series of actions to develop gender statistics, fundamental to plan policies and evaluations. In those years new publications appeared, some institutes developed a gender focal point, UNSD promoted the classification of the time use activities, the care work was measured for the first time through the time use surveys, ILO fixed a strategic point in the work schedule of International

Conference of Labour Statisticians, the WHO applied itself on violence against women, the FAO on agricultural statistics.

The impact of the Beijing Conference was very strong not only on developed Countries but also on developing ones. Both more and less traditional areas are involved, social and economic.



2. Starting again from Beijing in the perspective of SDG's

Since then steps on were made, but more and more is to be done. It is important to start again from Beijing, verifying which goals are still not reached in the perspective of SDG 2030. This message passed in many countries, but after an early phase of growth, in many of them, programs about gender statistics were cut off, often because of a growing lack of resources too. SDG addresses fundamental topics for gender statistics: it's the case of violence, housework, poverty, hunger, health, climate change, peaceful society. Gender statistics must be a priority for NSI and for governments. Otherwise we can't obtain the aims of SDG's. Many countries have data gaps. The quality is not allways good. Gender statistics are not financed adequately . In some countries we find a lack of will of the governments and a limited awareness of the importance of gender statistics by the National Statistical Institutes. Someone sayd that gender statistics are not a priority for the Statistic Institute. But the problem is faced in a wrong way. Gender statistics should always be a priority, they should be considered a practice that affects the daily work of a National Statistic Institute permanently. As there is a mainstreaming on policies, it also has to be a mainstreaming of statistics. Gender statistics have a deep meaning, they are not merely statistics on men and on women, but they imply that data are collected and presented to think about men and women contributions to the society, to their different needs and problems. Producing gender statistics implies not only that data are collected by sex, but also that concepts and methods used consider gender problems that are actually present in the society. We need gender sensitive indicators for policies and it's very important that goverments ask National Statistical Instituts to produce a broad set of indicators useful for policies and National statistical Instituts interact on these aspects. The production of gender statistics has to affect the whole official statistic system

and not only the single unit addressing gender, if there is one. For example, the Labour force data are improperly collected, if the different contexts, where male and female works act, are not taken into account. It is not enough to estimate irregular work, it is essential to understand if men and women are differently involved in irregular work; again, it is only partial the use of income measures if they are based on a 'neutral' ground of income distribution, it is very different if the income is analysed using a gender point of view within households. It is still partial the image of the national accounting if a gender approach is not adopted and satellite accounts are not calculated, allowing taking into account, for example, for the quantification of the household care work. Finally, if when planning surveys, be them social or economic, the gender approach is taken into the right consideration the whole statistics production is improved. If governments and National Statistical Institutes don't work together it's a problem for the quality of statistics and for the quality of gender policies. Many goals proposed by the Beijing Conference are still not reached. And now we have SDG's goals. Not only the 5th goal, but also the others we have to consider from gender point of view.



The first aim is a strong collaboration between NSI and Governments because women and men have different roles within the society and unequal access to resources. As a consequence they are differently affected by policies and measures put into effects. If there are problems or lacks in statistics or in the adopted gender approach, the possibility to individuate suitable policies to solve the social and economic problems of the country will decrease, mainly those regarding gender differences. Governments have to ask gender official statistics and invest on these, National statistical Institutes have to help governments in finding the rights indicators and in explaining the mean of indicators,

3. The importance of interaction between National Statistical Institut and government in Italy

In Italy we carried out a strong cooperation with the government since '90s with the Equal opportunity Commission and after with the Ministries of Equal opportunities . It's a long history. It was very important for the improvement of gender statistics and for the improvement of policies using gender statistics by the Governments. We started with a common reflection. Many policies can look neutral referring to gender, but they affect differently women and men. Indeed there are substantial differences in men's lives versus women's ones within the majority of social life contexts. Such differences make policies that look actually neutral, address differently women and men, and be able to reinforce actual disparities, transforming them in real inequalities. Gender difference exists in our society and it is necessary to measure it on the main social and economic life grounds. We analyzed the problem as National Statistical Institut.: We considered that gender statistics not only allow indicators' comparisons by sex, but also they assure that men's and women's involvement in social and economic life and their contribution to society, be correctly measured and evaluated. And we started working from the phenomena that are crucial from a social and an economic point of view, as employment, poverty, economic development, violence, use of time. We choosed them together with the government. They are not neutral when considered by gender. If planning and scheduling are developed without considering gender, men and women will benefit of policies' effects unequally. Then statistics are a basic tool to address the problem. But gender statistics are particularly important also because people are influenced by stereotypes . For example, in Countries where laws assure equality more effectively among people, one can think that equality is a conquered and common goal by now, without be conscious of the many ways discrimination still act. Among people thinking in that way there are also the decision makers. If one has a wrong opinion about the actual situation the right actions to change it will not be made, as every problem looks solved. Gender statistics have a great social value, as they can promote changes, help in eliminating stereotypes, allow the right understanding of the actual situation of men and women, and above all they provide a solid base to formulate policies and evaluate the taken actions. The requirement for an adequate gender policy planning is to have timely and continuous statistics. An adequate monitoring requires continuity in production and dialogue between the people processing the statistics and the people using them for the development of policies. Otherwise statistics will not fulfil their purpose. We discussed, selected the main topics to develop, and designed campaigns on the basis of statistics.



4. Some examples in Italy

After the Conference of Beijing in 1995 an increasing demand of statistical information, at country level has been registered. For instance it is possible to mention the increasing requests of data on phenomena more and more complex to measure by policy makers. Very often the information gaps are related to new and emerging themes, as for instance violence against women, or economic decision making and economic statistics. There was a high demand of this kind of information and we needed giving adequately answer. We published, before the Beijing Conference, in 1994 the first analysis on time use: Different times. The use of

time of women and men. We translated it in 4 languages. The publication was written by me and Rossella Palomba for National Statistical Institut and Commission of equal opportunity.

And we showed the results during the international Conference of women in 1995 in Beijing in workshop organized by INSTRAW and UNSD. The importance for policies increased after the analysys of the results because the results showed the very strong asymmetry of roles in italian couples even if the woman works. On the basis of the common work the government decided introducing the survey on time use compulsory by law every five years and put it on the law on parental leaves. The aim was monitoring the situation and the effects of policy on social services. After the Conference the demand of the government in gender statistics increased. New areas are surveyed, particularly significant from the viewpoint of gender difference. It's the case of sexual harassment in 1997, the first of this kind at international level, or the growing attention to reproductive health, breastfeeding, pregnancy and childbearing which has always been not adequately considered in official statistics systems, but very useful for organizing campaigns for prevention and in particular for improvement of breastfeeding. We decided to consider not only female fertility but also male fertility to understand more and more the causes of the fertility decline in Italy. From an economic point of view it was particularly significant to include certain questions in the Census of industrial and service enterprises in order to check typology and characteristics of male and female businesses that can have access or not to industrial incentives on the basis of the request of the government And an other very important aspect :disaggregation and wellbeing analysis for marginalized groups, people with disabilities, migrants, homeless, lgbt persons particurly important for the new challenges of SDG's. The important qualitative progress in gender statistics is due to the development of a strong interaction with the Department of Equal Opportunities. These are the ingredients of the success: 1. We understood the needs, we measured, and we explained the results, because all have difficulties in the comprehension of results, decision makers and civil society. 2.The work we carried out was fruitful.All the Ministries of Equal Opportunities assured the support with external funding for the develop of statistics because they understood the real importance of data. Data speaks more than words if National Statistical Institutes know explain them .3. We built an alliance with the experts in Ministries, in the Parliament, NGO, international agencies and the privat sector. We tried to met the expectations of the external actors, considering these expectations informative needs.4. We worked with a firm commitment from top management of NSI. A Director was responsible of gender statistics and the gender approach was crossection the topics. 5. The international work on both a European and international level allows our country to take part to the international debate, and for gender statistics the interaction with UNSD and UNECE, the Interagency expert group, UN WOMEN was very important . Thus, in very few years great gaps have been covered on the basis of the discussion with decision makers and ngo. Not all the problems have been solved but a great revolution in gender and social statistics has taken place . Some examples are the violence against women's survey that needed a four years planning, or the survey on immigrants women, or the survey on gender discrimination. The survey on migrants shows that the migrant women have different behaviours in using contraception and it have consequences in increasing of abortion in Italy. The government adopted policies in health system to solve problems of

communication with migrant women with different citizenships. Before, the government asked the implementation of the survey to understand the different behaviours of women.

5. Invisible gender violence: statistics very useful for the campaigns

Violence against women was invisible in Italy. Police statistics record only a very little share of it, as women do not report it. The consequences are strong biases of the people thoughts about what is violence against women today. In Italy for example the stereotype of the foreign immigrate, unknown, that rapes the Italian woman was very common, but that is not the main violence against women living in Italy. Considering rapes happened in Italy, 69% are perpetrated by partners, husbands or fiancés, only 6% by strangers. Not considering it can cause a wrong orientation and evaluation of priorities and types of policies. The Italian survey about violence against women estimates also the dark figure of violence and it shows very clearly the bias it is made if considering only police statistics. The most of violence suffered by women is domestic, so it is mainly by italian partners, but what is known by mass-media is quite different. So it was necessary to conduct the violence against women survey with suitable methodologies, as it is the only way to know incidence and prevalence of the various form of violence, to know their dynamics and how they associate each other, risk factors, authors. Equal Opportunity Department launched a campaign on violence against women considering incidence and prevalence of the various forms of violence, their dynamics, how risk factors and authors are associated each other, The survey was very useful in designing the campaign on violence against women. The survey was useful in increasing the awareness on violence against women, media used the results and started to afford the domestic violence as one of the main relevant social problems of the country. The survey showed that stalking is common: 2 million of women were stalked by partners when separating or soon after, and some of them were very frightened (18,8 %). But it's very important that after ISTAT and Equal Opportunity Department disseminated data about stalking and violence against women, the Italian Parliament approved a law against stalking. Advertising campaign was born thanks to the survey too, to prevent, widening awareness of women: to tell women they can act instead to be passive, acting is a freedom choice, the freedom to ban from the beginning a violent man, do not mistaking violence for love. The aim is to make it visible, widespread, for public, also using blogs, web sites, facebook pages, by private citizens, foundations, cultural organization, firms and companies, local administration, schools, editors, TVs, Political Parties and associations. Woman was the subject of the campaign. Wich messages of the campaign? VIOLENCE HAS MANY FACES. LET'S FACE THE NEAREST ONE. This is the main message of the advertising campaign. More freely it circulates ,more women will be helped in understanding violence has many faces: they must learn to recognize and avoid it, specially the younger...to act timely. Three women designed the campaign adopted by italian government : Alessandra Bocchetti, feminist, Paola Concia, member of the Parliament, Elena Frosali, advertiser, starting from the results of the survey. I cooperated with them and with the government. Every country can use this campaign, it's free. But if you use it, please contact me! First result: partner violence is the most widespread...and it 's the most severe. Partner psychological, physical and sexual violence is common and often means escalation of violence. Which are the messages of the campaign on the basis of these results? "If your dream lover start to whack you, wake up". "A violent partner will

get you nowhere: or rather you will get you to a hospital bed.””There is only one way to change a violent boyfriend: change your boyfriend”.



Second result: few victims speak about violence, much less report it to the police. Not reported violence is: 93% by a partner Not reported rapes: 91,6%; 94,2% for attempted rapes. Victims don't talk about their experience of violence in 33,9% of cases if the author is a partner .Victims don't seek for help (only the 2,8% of victims has reported to shelters or has keep contacts with other associations supporting women). Only 27.3 % of raped women by partner consider the suffered violence as a crime (one of the reasons for under-reporting, also for new women generations).20% of victims of violence by partner say they feared for their life. They are on high risk of their lives , because feminicides often happen after an escalation of violence. How does consider the campaign these aspects? Which messages? “You know he will bang you up.If he bangs your door, don't open it”. “A violent man doesn't deserve your love. He deserves to be denounced”.”Mistaking slaps for love might hurt you easily”.





Third result: the violence cycle. In Italy women often tolerate violence from their partners in the name of their children. Women have to be aware that their children differently exposed to violence will tend to reproduce learned models and the violence itself too, daughters tolerating it, sons perpetrating it.

Men have more probability to be author if they were witnesses or victims of violence in childhood(30-35% versus 6%). Same tendency when women experienced violence in childhood. A woman has more probability to become victim of violence as adult. WHAT IS THE MESSAGE OF THE CAMPAIGN? “Don’t marry a violent man: children learn very fast”.


6. An example of the negative consequences on policies that could come from the choice of an indicator which is not adequate for measuring gender differences: the case of Calabria in Italy

In Italy barriers for female access to the labour market are still strong, the situation is particularly critical in the South. In this area, female employment rates are just above 30%, approximately half of the rate registered among men living in the same area. Moreover, Italian employment rates are strongly influenced by the role within the family, it goes from 59,7% among all single women (56,9% among Italian single women, 82,2% among foreign single women) to 47,9% among all women living in a couple with children (48,3% among the Italians; 41,5% among foreigners). some years ago a law provided for incentives to enterprises that employed women. This law applied only to women living in areas defined at European level as disadvantaged. In particular, as stated in the regulation of the European Commission, it is defined as disadvantaged woman every woman living in a region where the average unemployment rate exceeded the 100% of the EU rate for at least the last 2 years, and where female unemployment exceeded the 150% of the male rate in the area in at least two of the last three years (reg. CE 2204/2002). What happened after the estimate of these two indicators? In a region as Calabria, that is particularly critical in terms of female employment (the female employment rate in 2006 was 31,7%), was not included in this classification of disadvantaged areas. This is due to the indicator chosen to identify the disadvantaged area and the gender differences. In fact, two years before, in Calabria as in other Italian Southern regions, the unemployment rate decreased reaching its lowest peak, but this happened at the cost of the growth of female inactivity, that is women gave up looking for a job also because discouraged. The unemployment rate does not take into account the discouragement. The definition of unemployment includes the active search of a job, and the availability to work within two weeks. Therefore, in spite of the positive effort to adopt a gender approach at European level, because there is a disadvantage due to gender, the choice of the indicator was not very accurate. If the indicator used would have been employment rates the outcomes would be quite different. In particular, when considering a ratio of 60% between female

and male occupation, Calabria would have been included among the regions that could receive the incentives, together with other regions of the South of the country. It is therefore fundamental, not only to adopt of a gender approach, but also to identify appropriate methodologies to define indicators that really can help measuring the phenomenon. The female unemployment rate is a weak indicator that could lead to a distorted picture of gender differences in the labour market. It is not the most important indicator and it should be accompanied by others because the borders between female unemployment and the choice not to work is very wide, and therefore there could be periods in which even with decreasing unemployment, there is no parallel increase (or sufficient increase) in occupation because of the increase in inactivity. Unemployment rate cannot be considered the most important indicator, it is a particularly weak indicator when considering women situation. Moreover, it is fundamental, when choosing indicators to monitor the situation, that these decisions are shared also with national statistical institutes. In the last years, the policy makers became more aware of the importance of using indicators, but it is a mistake to think they can be used and included in laws or recommendations without the involvement of data producers, who know well the consequences of the use of one indicator or another. The definition of an indicator is not a simple matter, especially when we want to select the most appropriate one to measure the phenomenon under study. It is even harder to build a gender specific indicator. The case of Calabria should tell us something!

7. Data revolution for SDG's and a big alliance between National Statistical Institut and Governments.

We carried out many progresses at national and international level. The Interagency and Expert group of gender statistics is an important experience since 2007 in designing new challenges and exchange new experiences and best practices, with the collaboration between National Statistical Instituts and International organisations. UNSD works on this topic and produces important



ublications and set of indicators. UN WOMEN is deeply devoted that statistics become a priority of governments. of governments. At national level we need a big alliance between National

Statistical Institutes and Governments. This alliance can guarantee the quality of gender statistics and the quality of gender policies. National Statistical institutes have to develop gender statistics for gender mainstreaming permanently, Governments have to support national statistical institutes to do it. We need a virtuous circle for guaranteeing high quality of statistics for high quality of policies. This is the way to win the challenge of the SDG's. We have to produce new indicators for new topics before unexplored, engendering statistics for monitoring SDG's. But this is possible only if governments, National Statistical Institutes and civil society work together. And the first challenge is producing not only gender statistics but considering minority groups by gender. If we want to win this challenge governments have to invest more in gender statistics.

Bibliography

Isha Ray (2016) Investing in Gender-Equal Sustainable Development, discussion paper UN WOMEN New York <http://www.unwomen.org/en/digital-library/publications/2016/8>

Istat (2015) Come cambia la vita delle donne 2004-2014, Demofonti S., Fraboni R., Sabbadini L.L. (eds), Roma

Sabbadini L.L. (2007) Gender Violence, discrimination, economic statistics: new challenges in measures based on a gender approach, Global Forum on gender statistics Rome, 10-12 December 2007

Sabbadini L.L., Demofonti S. (2009) High-level advocacy and legislation for gender statistics: the Italian experience , Global Forum on gender 26-28 January 2009 Accra, Ghana

Sabbadini L.L. (2005) Come cambia la vita delle donne 1994-2004, Ministero Pari Opportunità, Roma

Sabbadini L.L. Palomba R.(1995) (eds.) Different times the use of time of women and men in Italy Rome : Prime Minister's Office,

UNSD (1990-1995-2000-2005-2010-2015) The world's Women, Un New York

UN Women (2015), Progress of the World's Women 2015-2016: Transforming economies, realizing rights, New York