

COMPREHENSIVE NUCLEAR-TEST-BAN TREATY ORGANIZATION (CTBTO)

UN-SWAP 2.0 PERFORMANCE 2020

The following three pages capture CTBTO's performance on UN-SWAP 2.0 indicators for 2020.

In 2020, its first year of reporting on the UN-SWAP 2.0, CTBTO reported against 15 out of 17 performance indicators.

UN-SWAP 2.0 PERFORMANCE BY INDICATOR (2020)



PERFORMANCE HIGHLIGHTS IN 2020

Most significant gains

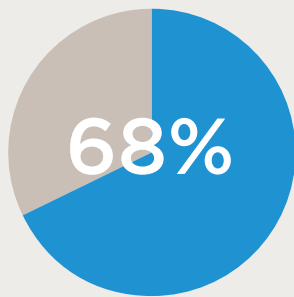
- In its first year of reporting on the UN-SWAP, CTBTO reported against 15 out of the total 17 performance indicators.
- UN Women looks forward to CTBTO’s strengthened performance across the UN-SWAP 2.0 in the coming cycles.

Areas for improvement

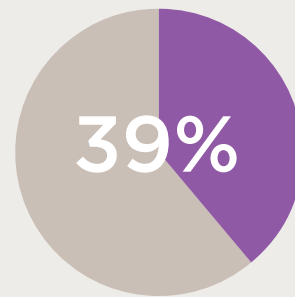
- UN Women encourages CTBTO to focus particularly on the 10 indicators rated as missing requirements.
- UN Women also highlights the importance of Performance Indicator 6, Policy, which would enable CTBTO to fast-track progress across all other areas of the UN-SWAP.
- Establishing a focal points network would also ensure that the necessary actions for each indicator are clearly set out in order to avoid having missing indicators.

PERFORMANCE ANALYSIS FOR ENTITIES WITH A TECHNICAL FOCUS (2020)

SHARE OF RATINGS MEETING/EXCEEDING REQUIREMENTS OF ALL RATINGS
NOT APPLICABLE RATINGS OMITTED

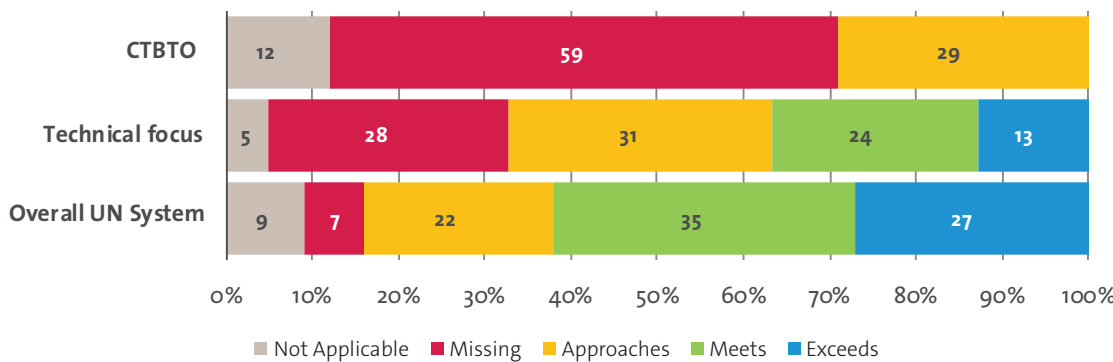


UN SYSTEM



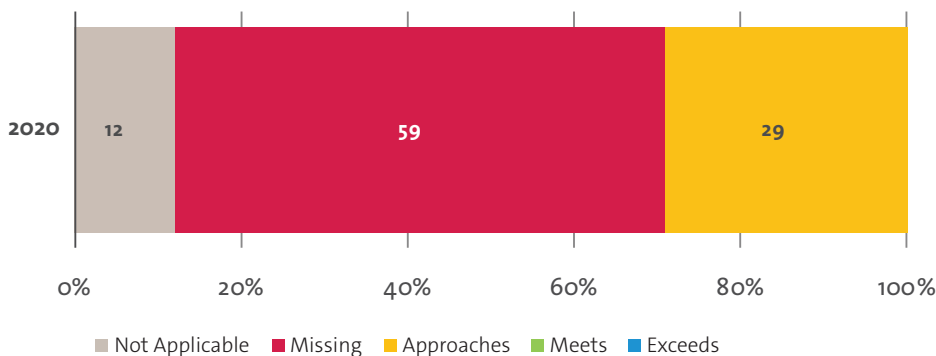
TECHNICAL FOCUS

COMPARISON WITH ENTITIES WITH A TECHNICAL FOCUS AND THE OVERALL UN SYSTEM



- In 2020, CTBTO did not meet or exceed any indicators.
- CTBTO rated more indicators as missing than the average for entities with a Technical Focus and the UN System as a whole.

CTBTO, COMPARATIVE ANALYSIS OF RATINGS BY YEAR



- In 2020, CTBTO rated 59 per cent of indicators as missing and 29 per cent as approaching requirements.
- Incorporating these indicators into CTBTO’s work will greatly enhance 2021 performance and results.
- This graph is based on CTBTO’s first report on the UN-SWAP. In the next reporting cycle, this graph will show a comparison with the previous year’s results.