

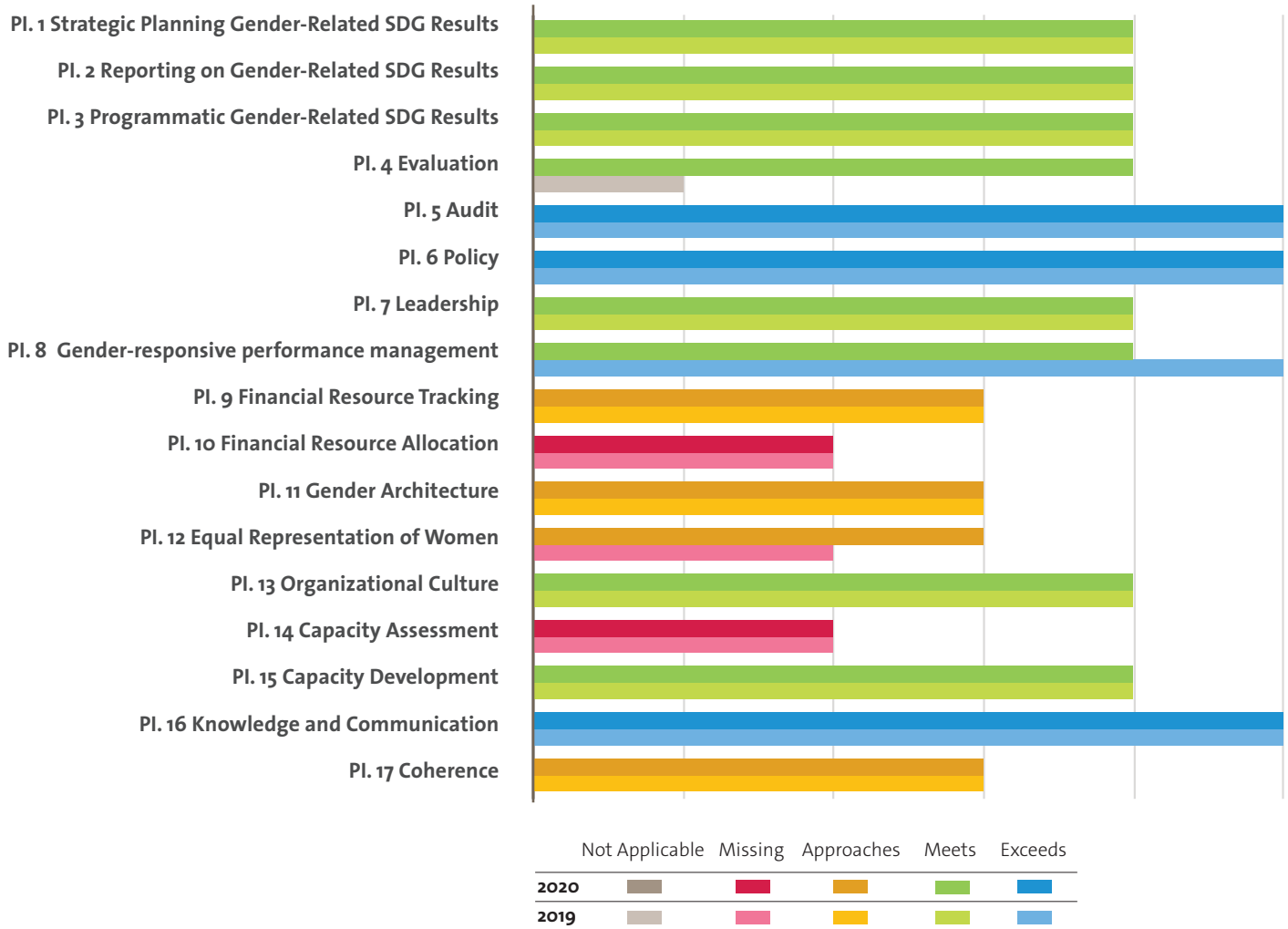
UNITED NATIONS DEPARTMENT OF ECONOMIC AND SOCIAL AFFAIRS (UN DESA)

UN-SWAP 2.0 PERFORMANCE 2020

The following three pages captures UN DESA's performance on UN-SWAP 2.0 indicators for 2020.

In 2020, UN-DESA met or exceeded the requirements for 11 performance indicators out of 17 applicable, an improvement from 2019 results.

UN-SWAP 2.0 PERFORMANCE BY INDICATOR (2019-2020)



PERFORMANCE HIGHLIGHTS IN 2020

Most significant gains

- In 2020, UN-DESA exceeded the requirements for three indicators and met them for another eight indicators.
- UN DESA newly met the requirements for Evaluation.

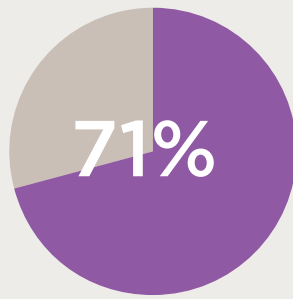
Areas for improvement

- UN Women encourages UN DESA to prioritize the two missing indicators. A capacity assessment of staff is a key tool for monitoring effectiveness of existing capacity development plans, whereas, articulating a dedicated financial allocation is vital to achieving the success of envisioned gender equality and women’s empowerment projects and actions.

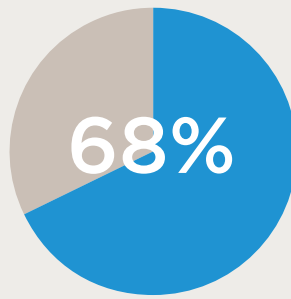
* Performance Indicators 5 on Audit and 8 on Gender-responsive performance management are jointly reported for all UN Secretariat entities by OIOS and DMSPC, respectively.

COMPARATIVE ANALYSIS FOR UN DESA

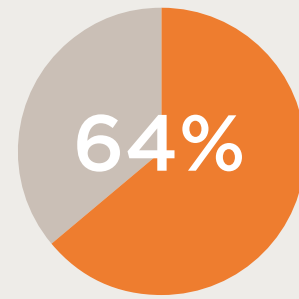
SHARE OF RATINGS MEETING/EXCEEDING REQUIREMENTS OF ALL RATINGS
NOT APPLICABLE RATINGS OMITTED



UN SECRETARIAT

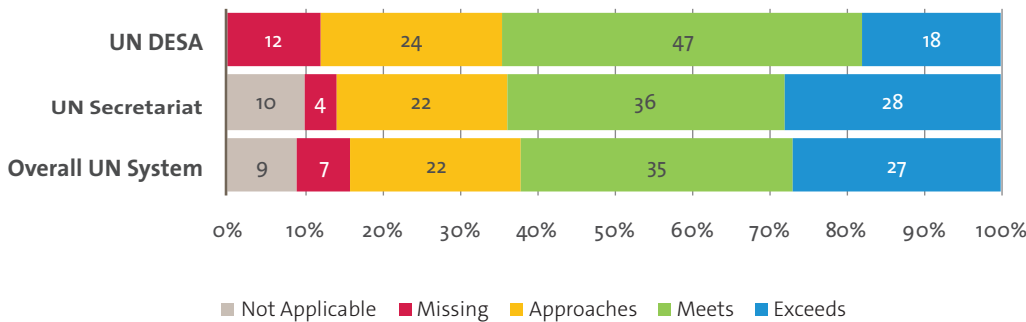


UN SYSTEM



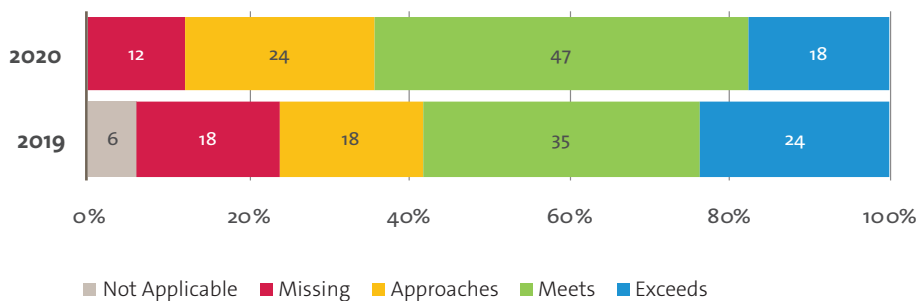
UN DESA

COMPARISON WITH THE SECRETARIAT AS A WHOLE AND THE OVERALL UN SYSTEM



- UN DESA's 2020 UN-SWAP 2.0 performance slightly trails that of the UN system and the UN Secretariat by 4 per cent and 7 per cent, respectively.
- Commendably, UN DESA assessed all indicators as applicable.

UN DESA, COMPARATIVE ANALYSIS OF RATINGS BY YEAR



- In 2020, UN DESA demonstrated progress: the number of indicators that met or exceeded requirements increased by one indicator and the number of indicators that missed requirements decreased by one indicator, as well.