

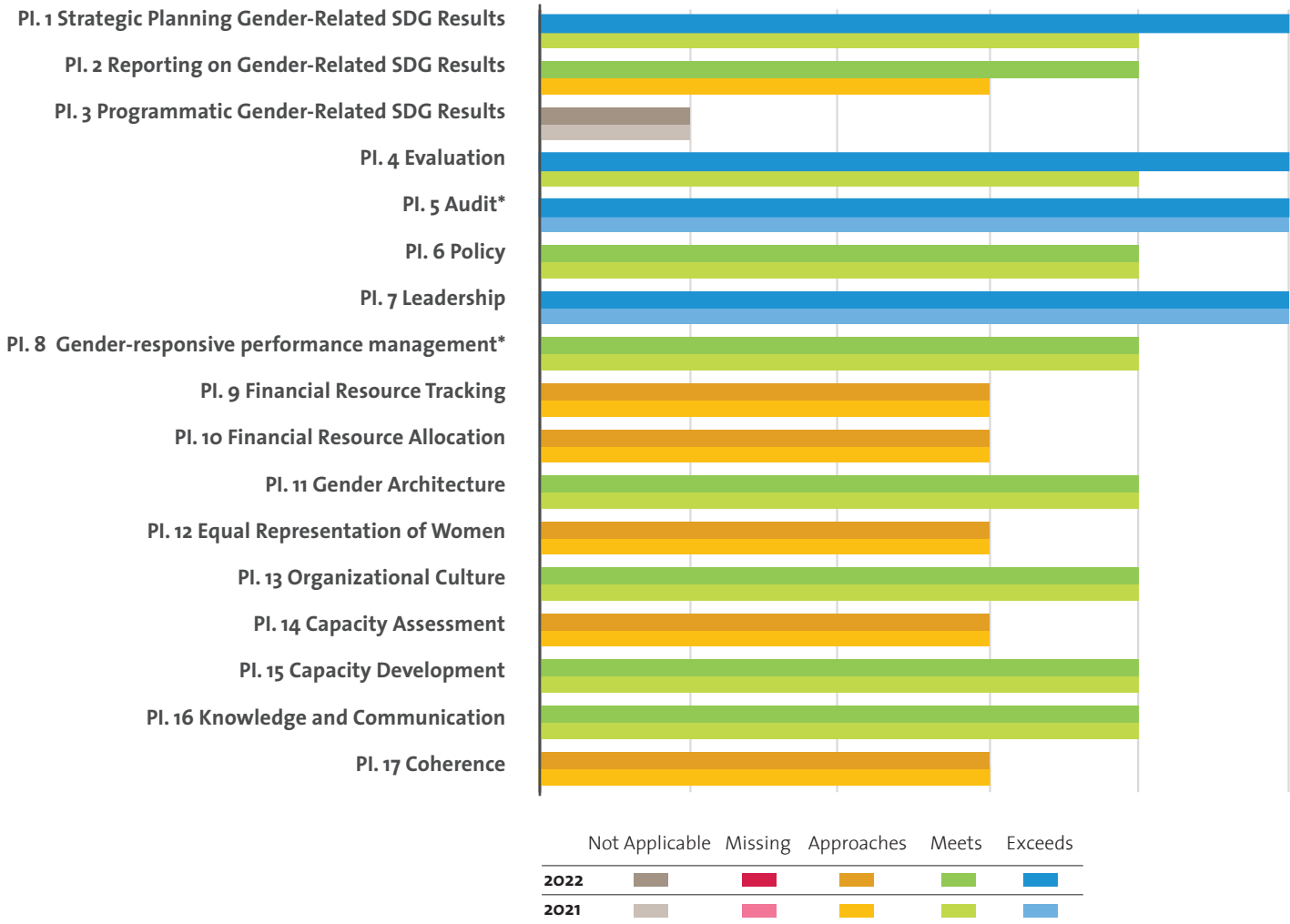
UNITED NATIONS OFFICE OF INTERNAL OVERSIGHT SERVICES (OIOS)

UN-SWAP 2.0 PERFORMANCE 2022

The following three pages capture OIOS's performance on UN-SWAP 2.0 indicators for 2022.

In 2022, OIOS met or exceeded the requirements for 11 performance indicators out of 16 applicable.

UN-SWAP 2.0 PERFORMANCE BY INDICATOR (2021-2022)



PERFORMANCE HIGHLIGHTS IN 2022

Most significant gains

- In 2022, OIOS exceeded the requirements for four indicators and met the requirements for another seven indicators.
- OIOS newly exceeded the indicators related to Strategic planning gender-related SDG results and Evaluation and met the requirements of the Reporting on gender-related SDG results for the first time.

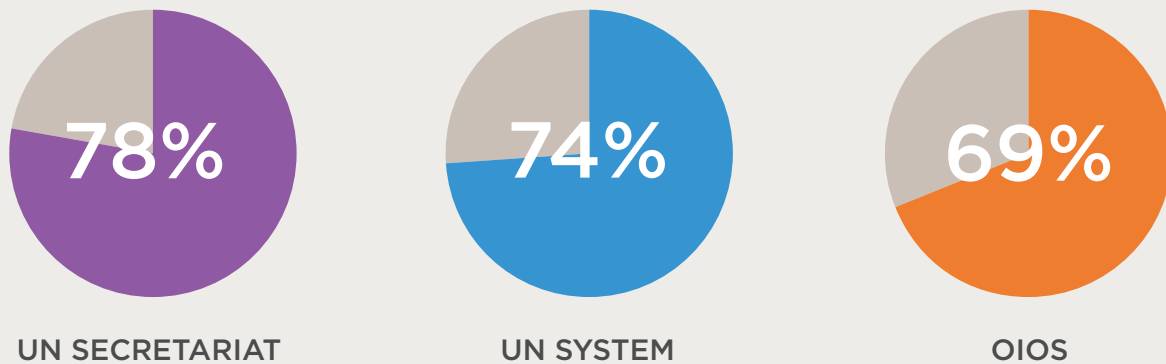
Areas for improvement

- UN Women encourages OIOS to focus on the five indicators marked as approaching requirements.

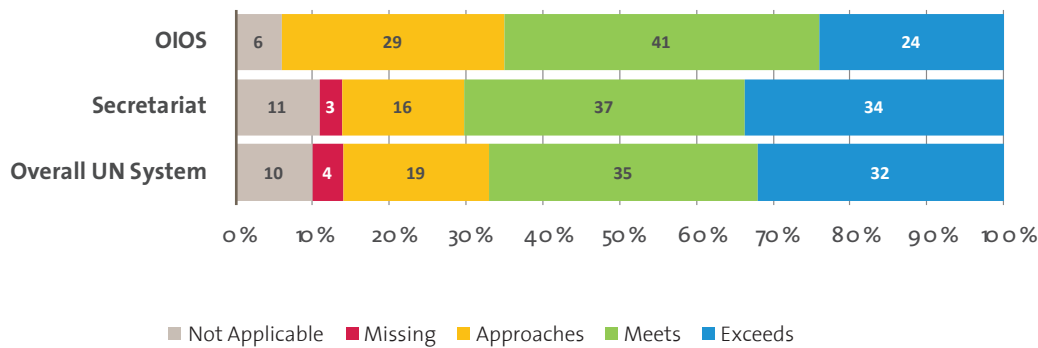
* Performance Indicators 5 on Audit and 8 on Gender-responsive performance management are jointly reported for all UN Secretariat entities by OIOS and DMSPC, respectively.

COMPARATIVE ANALYSIS FOR OIOS

SHARE OF RATINGS MEETING/EXCEEDING REQUIREMENTS OF ALL RATINGS
NOT APPLICABLE RATINGS OMITTED



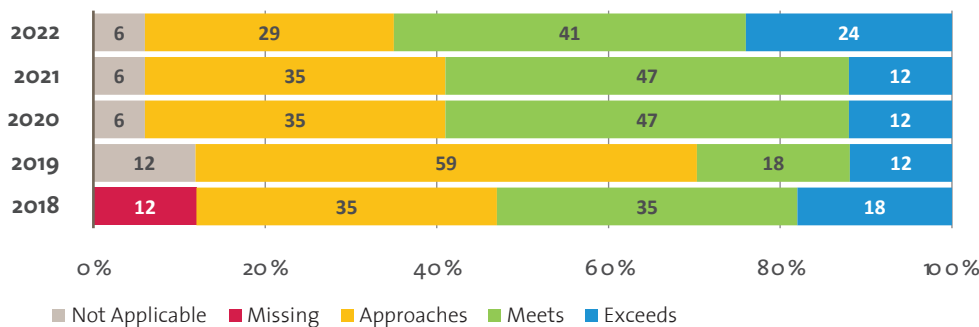
COMPARISON WITH THE SECRETARIAT AS A WHOLE AND THE OVERALL UN SYSTEM



In 2022, OIOS met or exceeded slightly fewer indicators than the average for the UN Secretariat and the UN System at large.

OIOS did not miss any indicator requirements.

OIOS, COMPARATIVE ANALYSIS OF RATINGS BY YEAR



In 2022, OIOS achieved its highest performance since the start of UN-SWAP 2.0 implementation in 2018.