

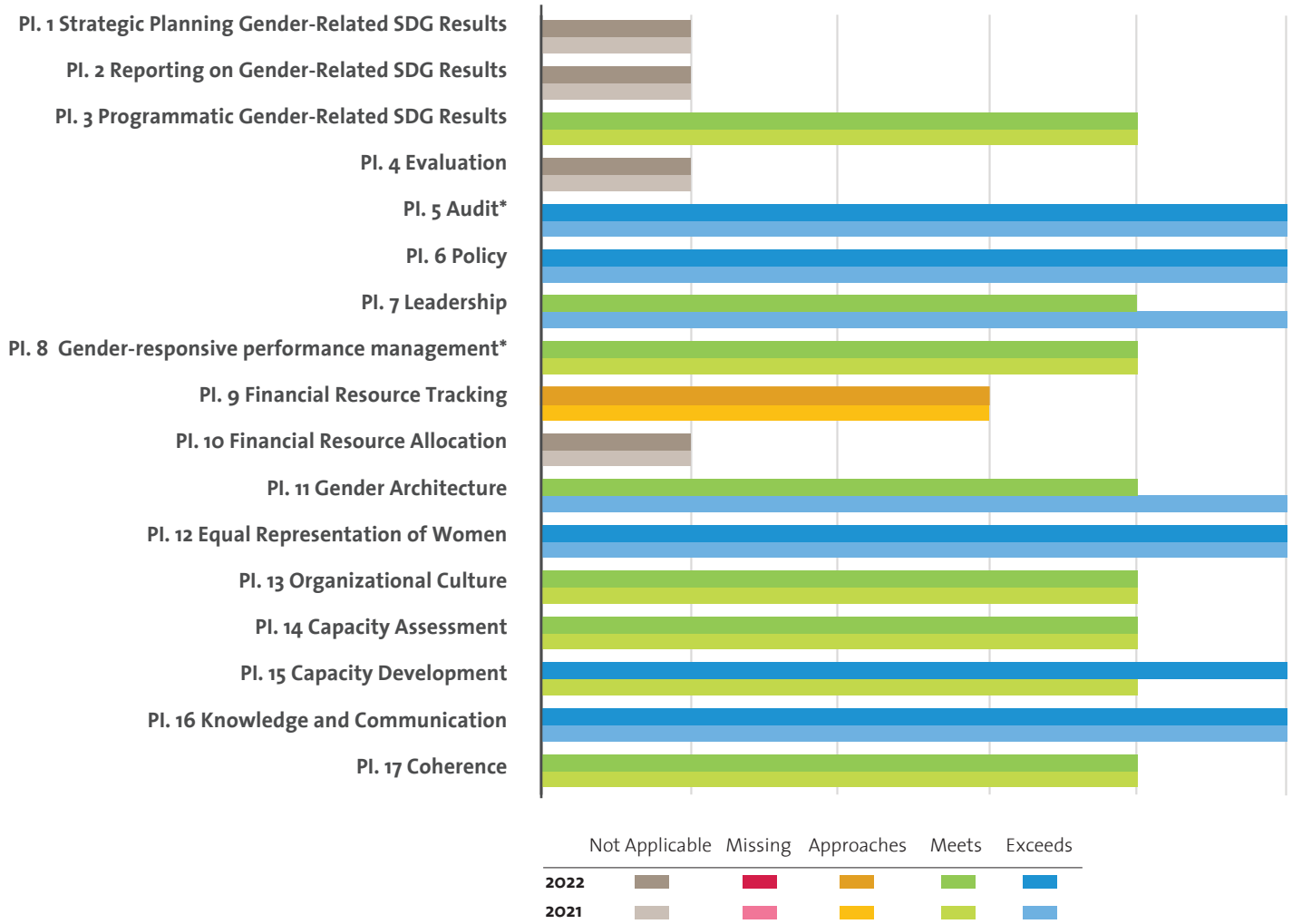
UNITED NATIONS OMBUDSMAN AND MEDIATION SERVICES (UNOMS)

UN-SWAP 2.0 PERFORMANCE 2022

The following three pages capture UNOMS performance on UN-SWAP 2.0 indicators for 2022.

In 2022, UNOMS met or exceeded the requirements for 12 out of 13 applicable performance indicators.

UN-SWAP 2.0 PERFORMANCE BY INDICATOR (2021-2022)



PERFORMANCE HIGHLIGHTS IN 2022

Most significant gains

- In 2022, UNOMS exceeded the requirements for five performance indicators and met them for another seven indicators.
- UNOMS newly exceeded the Capacity development indicator in 2022.

Areas for improvement

- UN Women encourages UNOMS to focus on the remaining indicator approaching requirements: Financial resource tracking.

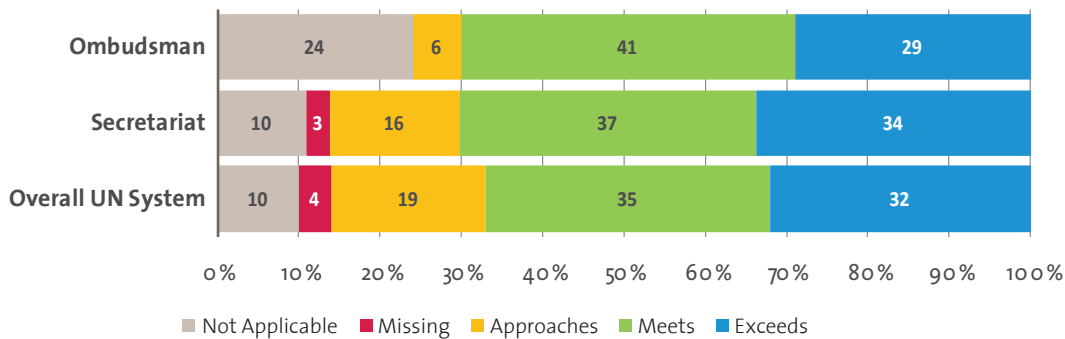
* Performance Indicators 5 on Audit and 8 on Gender-responsive performance management are jointly reported for all UN Secretariat entities by OIOS and DMSPC, respectively.

COMPARATIVE ANALYSIS FOR UNOMS

SHARE OF RATINGS MEETING/EXCEEDING REQUIREMENTS OF ALL RATINGS
NOT APPLICABLE RATINGS OMITTED



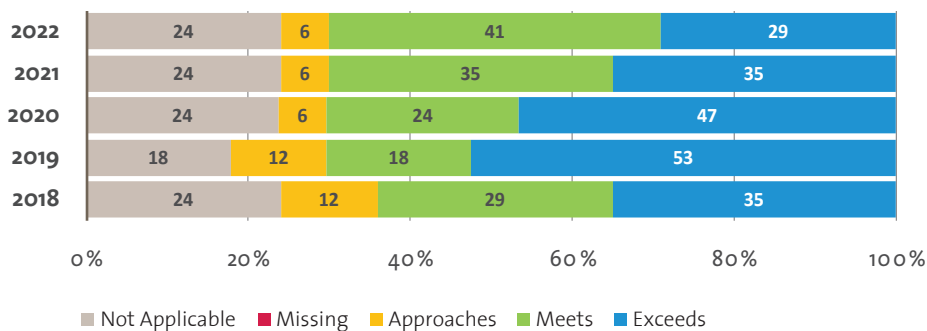
COMPARISON WITH THE SECRETARIAT AS A WHOLE AND THE OVERALL UN SYSTEM



In 2022, UNOMS met or exceeded a similar share of indicators as the combined results of the UN Secretariat and the overall UN system.

Comparatively, UNOMS rated fewer indicators as missing or approaching requirements.

UNOMS, COMPARATIVE ANALYSIS OF RATINGS BY YEAR



In 2022, UNOMS overall performance held consistent with previous years' results.

The ratings for two indicators decreased from meeting to exceeding requirements.