

UNITED NATIONS POPULATION FUND (UNFPA)

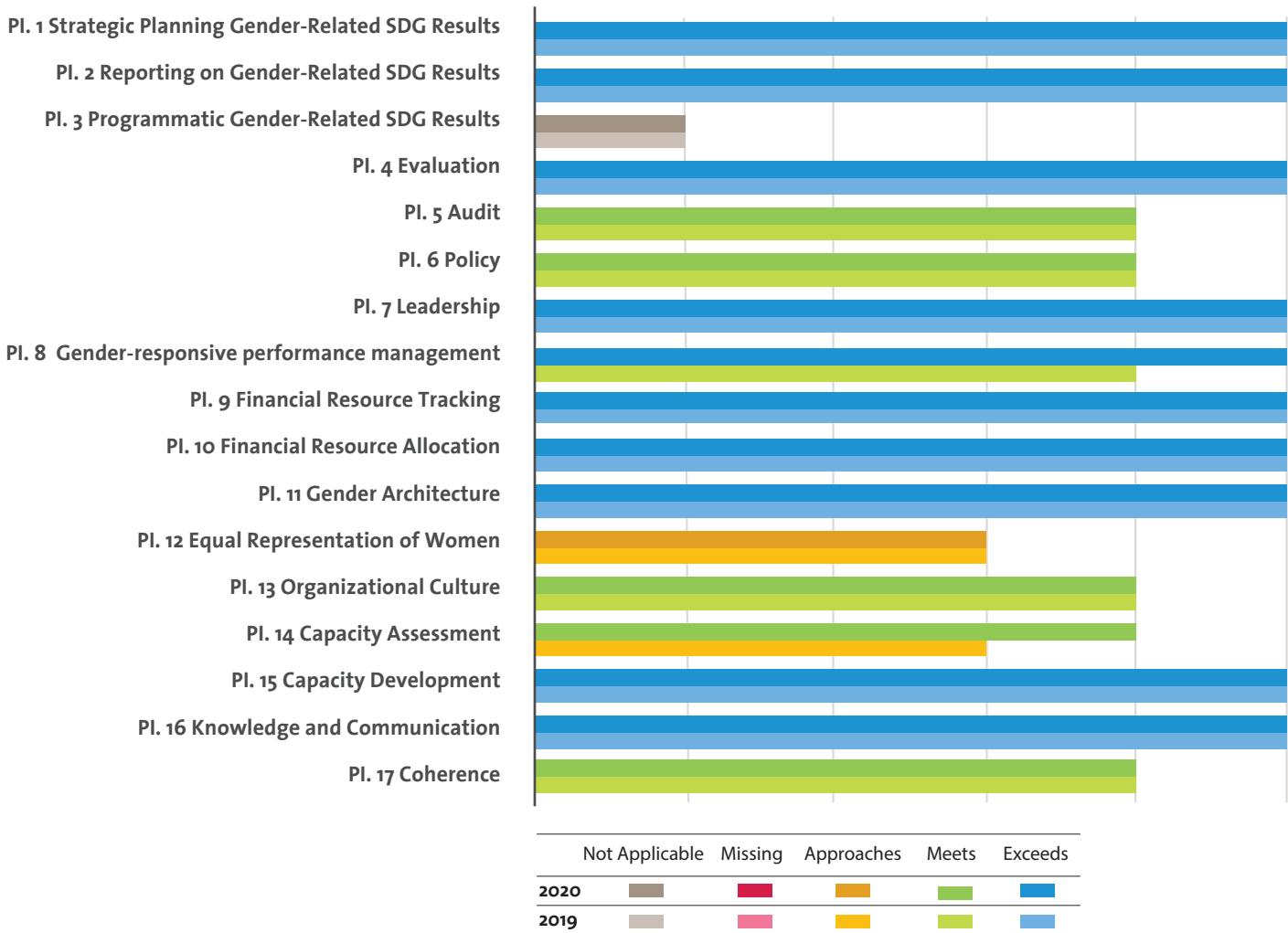
UN-SWAP 2.0 PERFORMANCE 2020

The following three pages capture UNFPA's performance on UN-SWAP 2.0 indicators for 2020.

In 2020, UNFPA met or exceeded the requirements for 15 performance indicators out of 16 applicable.

UNFPA's progress towards meeting UN-SWAP 2.0 requirements is significantly above average.

UN-SWAP 2.0 PERFORMANCE BY INDICATOR (2019-2020)



PERFORMANCE HIGHLIGHTS IN 2020

Most significant gains

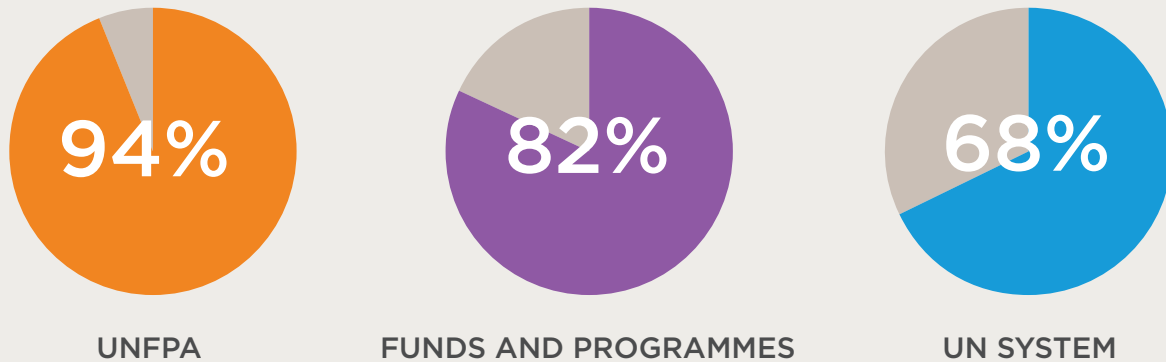
- In 2020, UNFPA newly exceeded requirements for Gender-responsive performance management, and met the requirements for Capacity assessment, which was previously approaching requirements.
- UNFPA has maintained excellent performance on the Financial resource tracking and allocation indicators, which remain an area of weak performance in the UN system.

Areas for improvement

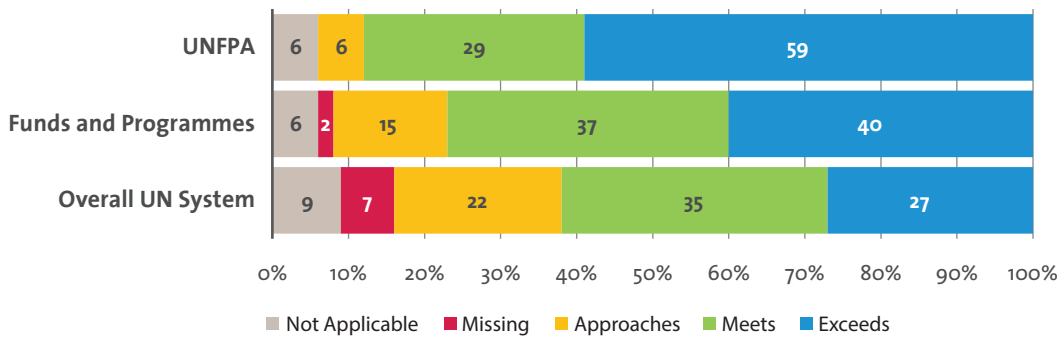
- UN Women encourages UNFPA to prioritize the Equal representation of women. Achieving gender parity at all levels will be a milestone of progress towards achieving gender equality.

COMPARATIVE ANALYSIS FOR UNFPA

SHARE OF RATINGS MEETING/EXCEEDING REQUIREMENTS OF ALL RATINGS
NOT APPLICABLE RATINGS OMITTED

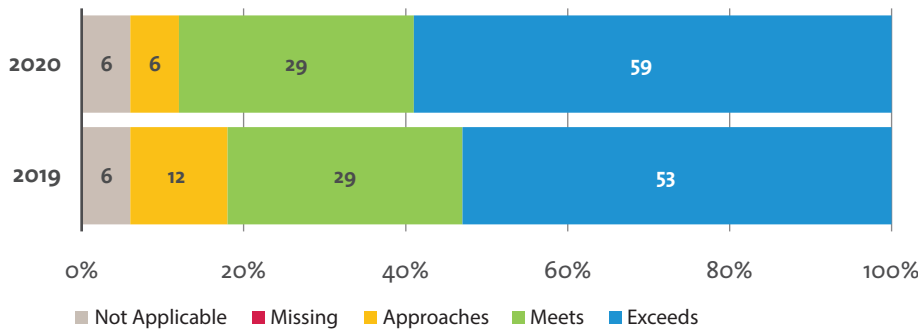


COMPARISON WITH FUNDS AND PROGRAMMES AND THE OVERALL UN SYSTEM



In 2020, UNFPA met or exceeded requirements for significantly more indicators than both the average for the Funds and Programmes and the overall UN System. In addition, UNFPA did not miss requirements for any indicators.

UNFPA, COMPARATIVE ANALYSIS OF RATINGS BY YEAR



In 2020, UNFPA met or exceeded the requirements for 88 per cent of all UN-SWAP indicators and 94 per cent of all applicable indicators, increasing performance by one indicator in comparison with 2019.

Reciprocally, the share of indicators approaching requirements decreased by one indicator.