

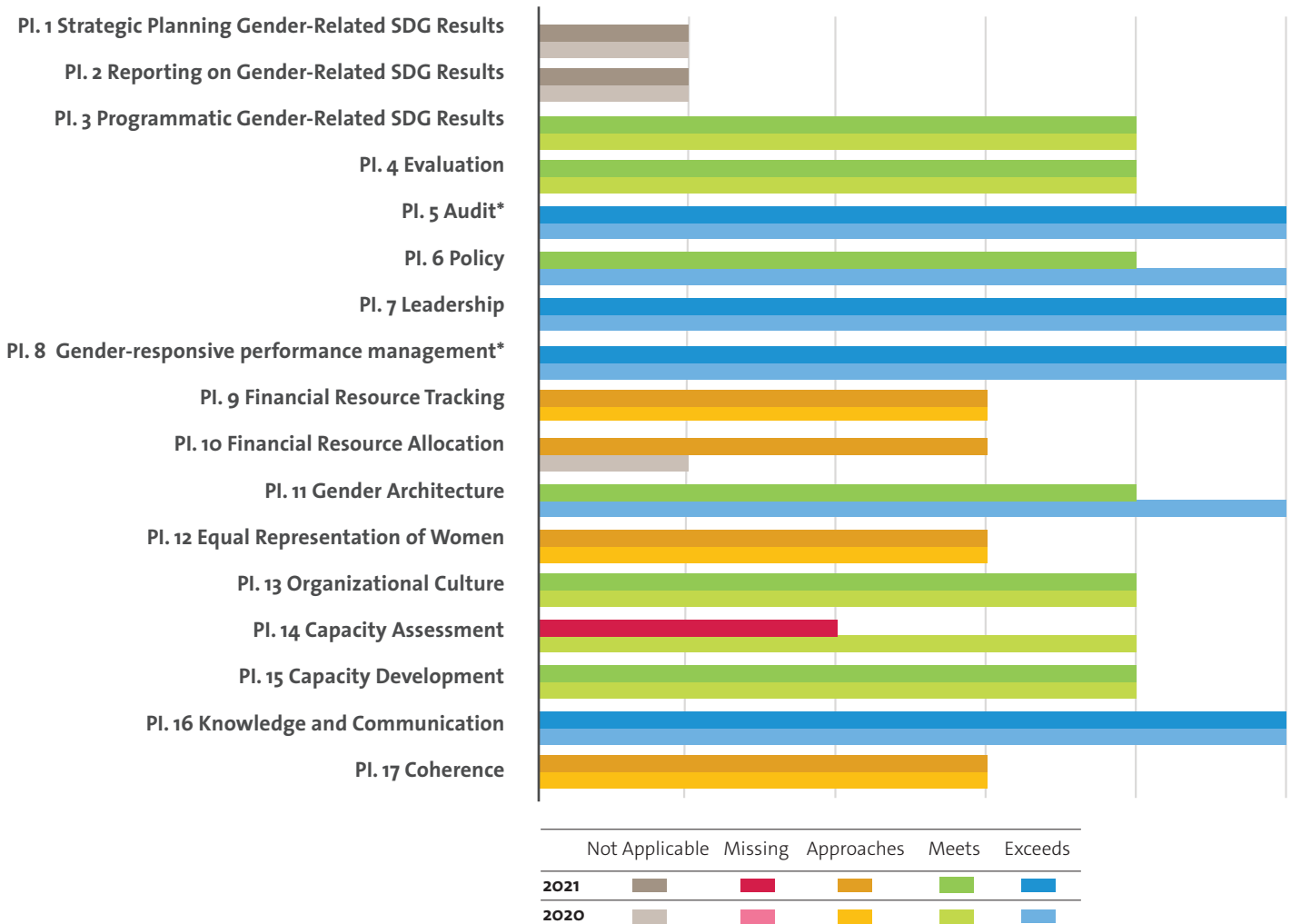
UNITED NATIONS DEPARTMENT FOR SAFETY AND SECURITY (DSS)

UN-SWAP 2.0 PERFORMANCE 2021

The following two pages capture DSS' performance on UN-SWAP 2.0 indicators for 2021.

In 2021, DSS met or exceeded the requirements for 10 performance indicators out of 15 applicable.

UN-SWAP 2.0 PERFORMANCE BY INDICATOR (2020-2021)



PERFORMANCE HIGHLIGHTS IN 2021

Most significant gains

- DSS exceeded the requirements for four indicators and met the requirements for an additional six.
- We commend DSS for reassessing the applicability of the indicator on financial resource allocation.

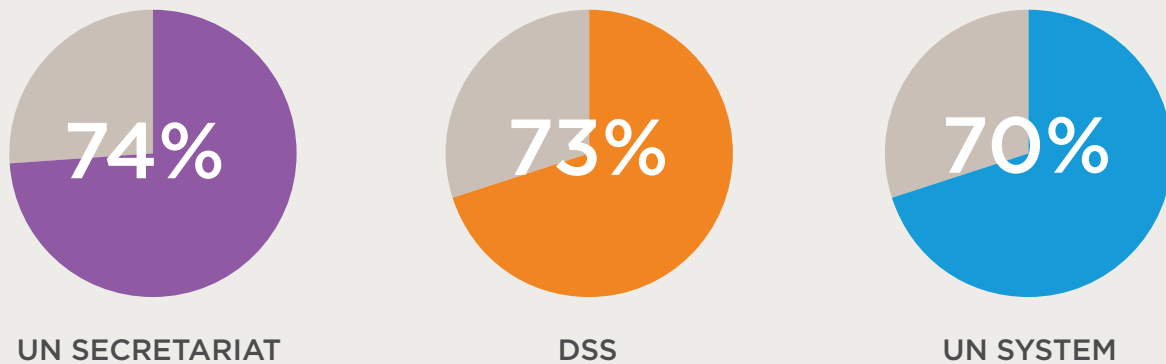
Areas for improvement

- UN Women encourages DSS to prioritize Capacity assessment, the only indicator that missed requirements in 2021.
- With focused effort on the five indicators falling short of requirements, DSS is poised to reach full compliance in the current UN-SWAP implementation period.

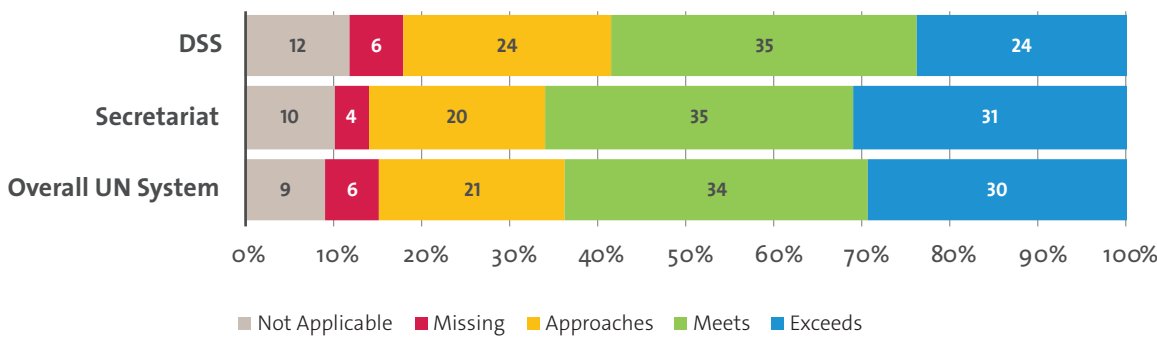
* Performance Indicators 5 on Audit and 8 on Gender-responsive performance management are jointly reported for all UN Secretariat entities by OIOS and DMSPC, respectively.

COMPARATIVE ANALYSIS FOR DSS

SHARE OF RATINGS MEETING/EXCEEDING REQUIREMENTS OF ALL RATINGS
NOT APPLICABLE RATINGS OMITTED

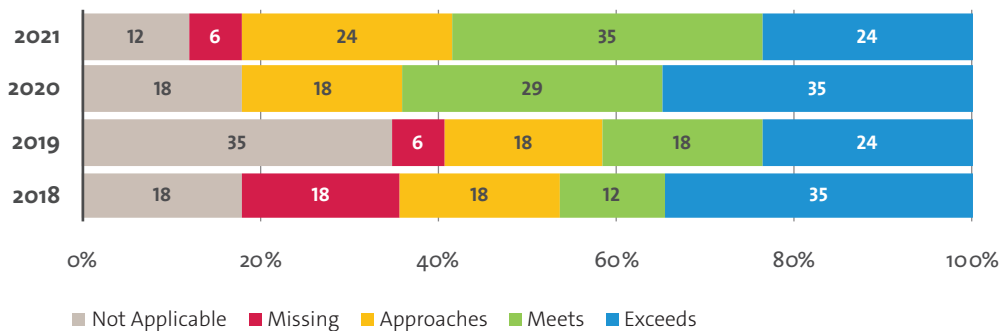


COMPARISON WITH SECRETARIAT ENTITIES AND THE OVERALL UN SYSTEM



In 2021, DSS performance is similar to the combined results for the UN Secretariat and for the overall UN system.

DSS, COMPARATIVE ANALYSIS OF RATINGS BY YEAR



While the share of indicators meeting or exceeding requirements slightly decreased since 2020, DSS continued to expand the number of indicators applicable to the entity's scope of work, reporting against the highest number of indicators since the beginning of UN.SWAP 2.0 implementation.