

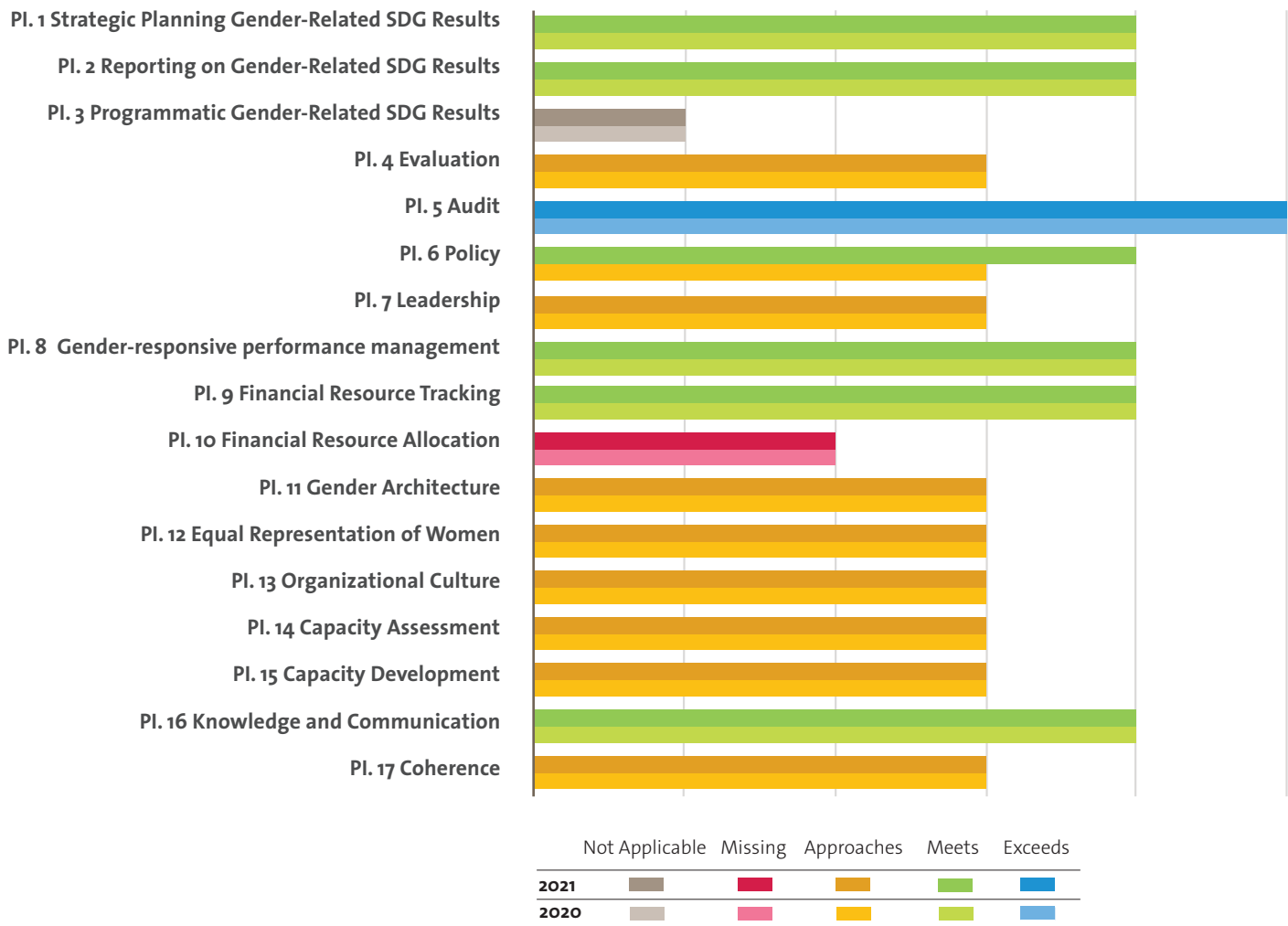
UNITED NATIONS ECONOMIC COMMISSION FOR AFRICA (ECA)

UN-SWAP 2.0 PERFORMANCE 2021

The following two pages capture ECA's performance on UN-SWAP 2.0 indicators for 2021.

In 2021, ECA met or exceeded the requirements for 7 performance indicators out of 16 applicable.

UN-SWAP 2.0 PERFORMANCE BY INDICATOR (2020-2021)



PERFORMANCE HIGHLIGHTS IN 2021

Most significant gains

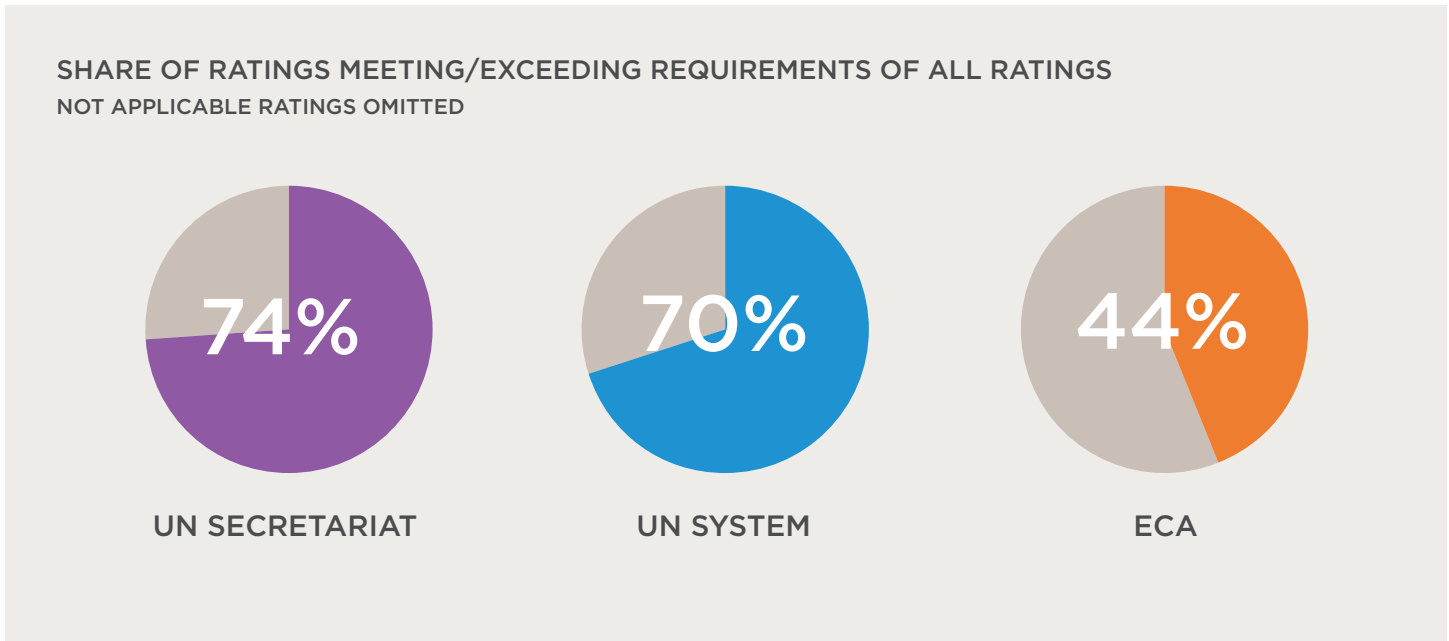
- In 2021, ECA exceeded the requirements for one performance indicator and met them for another six.
- Significantly, ECA newly met requirements for the Policy indicator. A robust gender equality and women’s empowerment policy is a proven driver of overall progress.

Areas for improvement

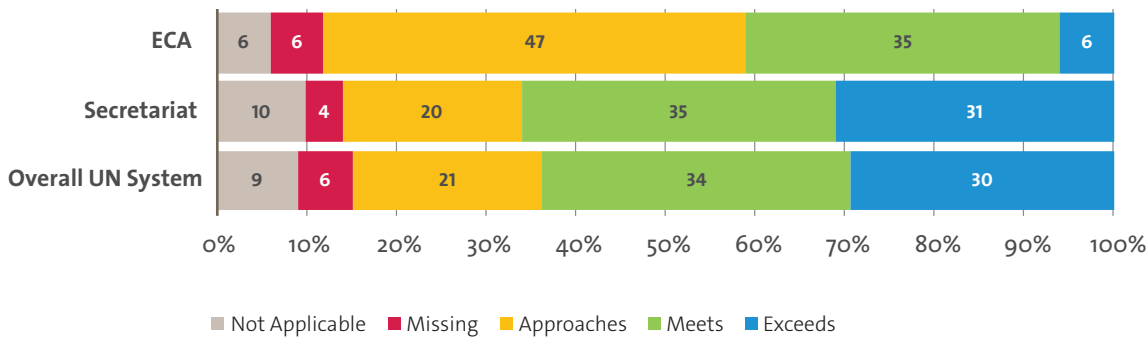
- UN Women encourages ECA to focus on the sole indicator missing requirements, Financial resource allocation.
- Additionally, focused effort on the eight remaining indicators approaching requirements will position ECA toward full compliance in the current UN-SWAP implementation period.

* Performance Indicators 5 on Audit and 8 on Gender-responsive performance management are jointly reported for all UN Secretariat entities by OIOS and DMSPC, respectively.

COMPARATIVE ANALYSIS FOR ECA

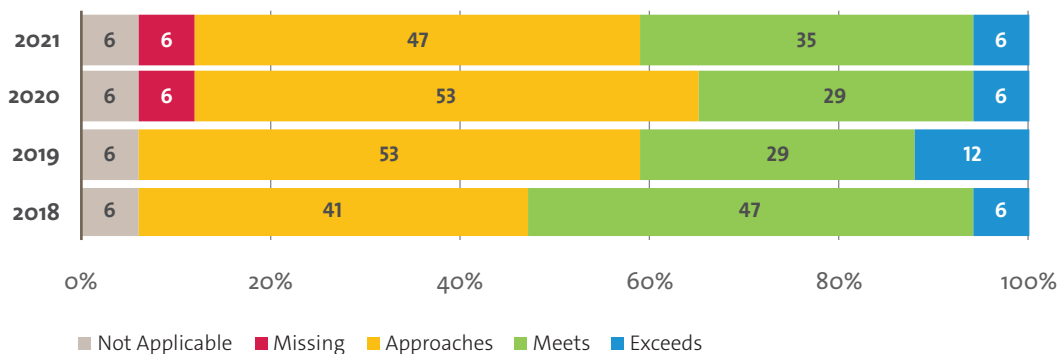


COMPARISON WITH THE SECRETARIAT AS A WHOLE AND THE OVERALL UN SYSTEM



In 2021, ECA met the requirements for a similar share of indicators as the average for the UN Secretariat and the UN System as a whole. ECA exceeded requirements for significantly fewer indicators.

ECA, COMPARATIVE ANALYSIS OF RATINGS BY YEAR



In 2021, ECA improved upon the 2020 compliance rate by meeting requirements for one additional indicator.

ECA registered its strongest performance in 2018, the first year of UN-SWAP 2.0 reporting.