

# INTERNATIONAL TRADE CENTRE (ITC)

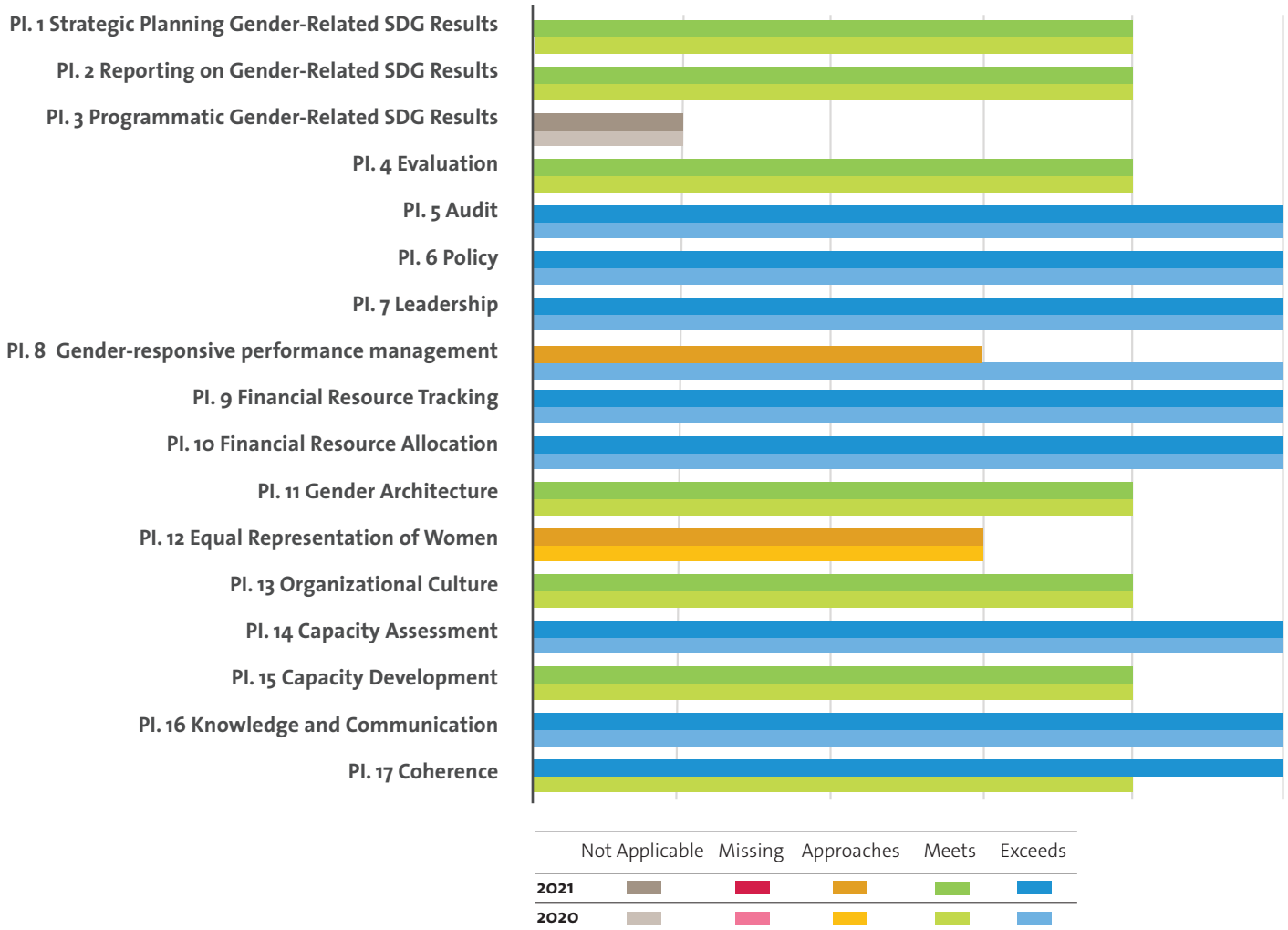
## UN-SWAP 2.0 PERFORMANCE 2021

The following two pages capture ITC's performance on UN-SWAP 2.0 indicators for 2021.

In 2021, ITC met or exceeded the requirements for 14 performance indicators out of 16 applicable, a slight decrease from 2021 results.

ITC's progress towards meeting UN-SWAP 2.0 requirements is above average.

UN-SWAP 2.0 PERFORMANCE BY INDICATOR (2020-2021)



PERFORMANCE HIGHLIGHTS IN 2021

Most significant gains

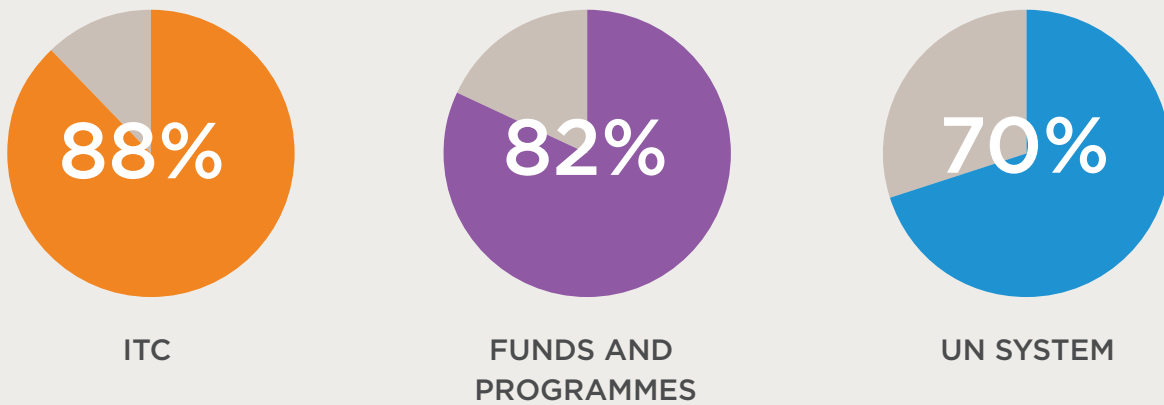
- In 2021, ITC exceeded requirements for eight indicators and met requirements for six indicators.
- Significantly, ITC exceeded requirements for the performance indicator on Coherence.

Areas for improvement

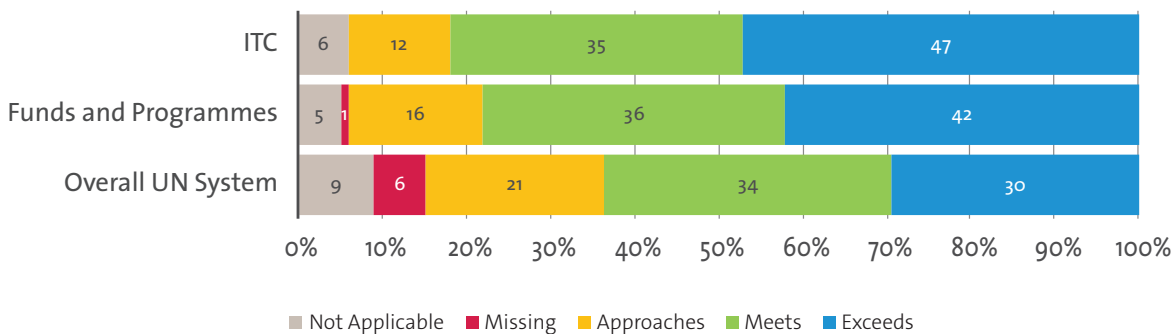
- In 2021, ITC approached requirements on Gender-responsive performance management, whereas in 2020, the entity exceeded requirements.
- ITC is within reach of full compliance in the current UN-SWAP 2.0 implementation period. Concerted efforts are needed in the areas of equal representation of women and gender-responsive performance management.

COMPARATIVE ANALYSIS FOR ITC

SHARE OF RATINGS MEETING/EXCEEDING REQUIREMENTS OF ALL RATINGS  
NOT APPLICABLE RATINGS OMITTED

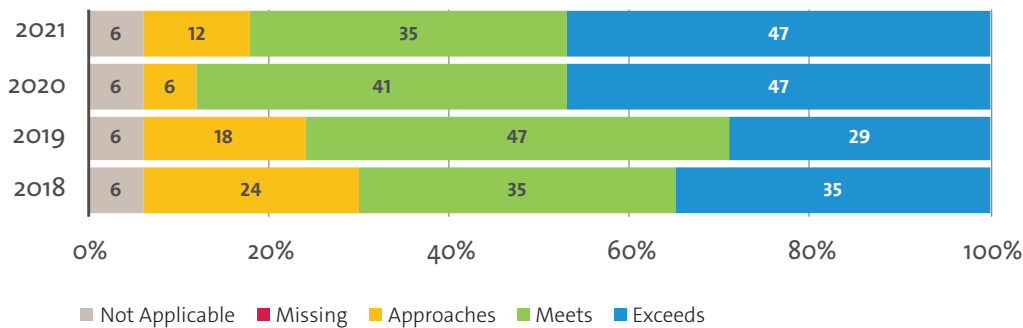


COMPARISON WITH THE FUNDS AND PROGRAMMES AND THE OVERALL UN SYSTEM



In 2021, ITC met or exceeded a larger share of indicators than the overall Funds and Programmes, and the UN system.  
In addition, ITC did not miss requirements for any indicator.

ITC, COMPARATIVE ANALYSIS OF RATINGS BY YEAR



In 2021, ITC met or exceeded requirements for 88 per cent of indicators, a slight decrease from 2020.  
Most significantly, ITC's overall UN-SWAP compliance has improved by three indicators since 2018, the first year of UN-SWAP 2.0 implementation.