

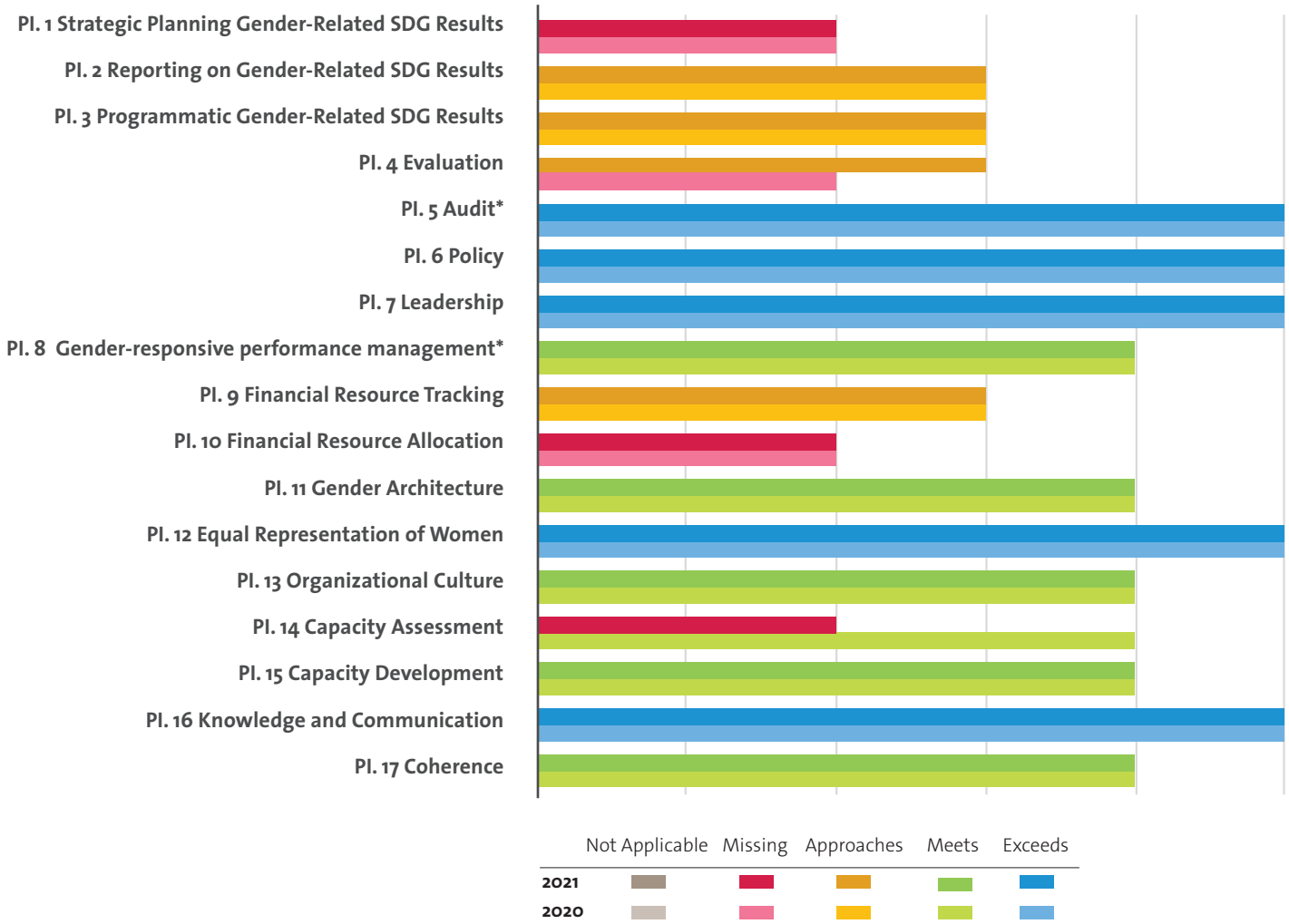
# OFFICE OF THE HIGH REPRESENTATIVE FOR LEAST DEVELOPED COUNTRIES, LANDLOCKED DEVELOPING COUNTRIES AND SMALL ISLAND DEVELOPING STATES (OHRLLS)

## UN-SWAP 2.0 PERFORMANCE 2021

The following two pages capture OHRLLS' performance on UN-SWAP 2.0 indicators for 2021.

In 2021, OHRLLS met or exceeded the requirements for 10 performance indicators out of 17 applicable.

UN-SWAP 2.0 PERFORMANCE BY INDICATOR (2020-2021)



**PERFORMANCE HIGHLIGHTS IN 2021**

**Most significant gains**

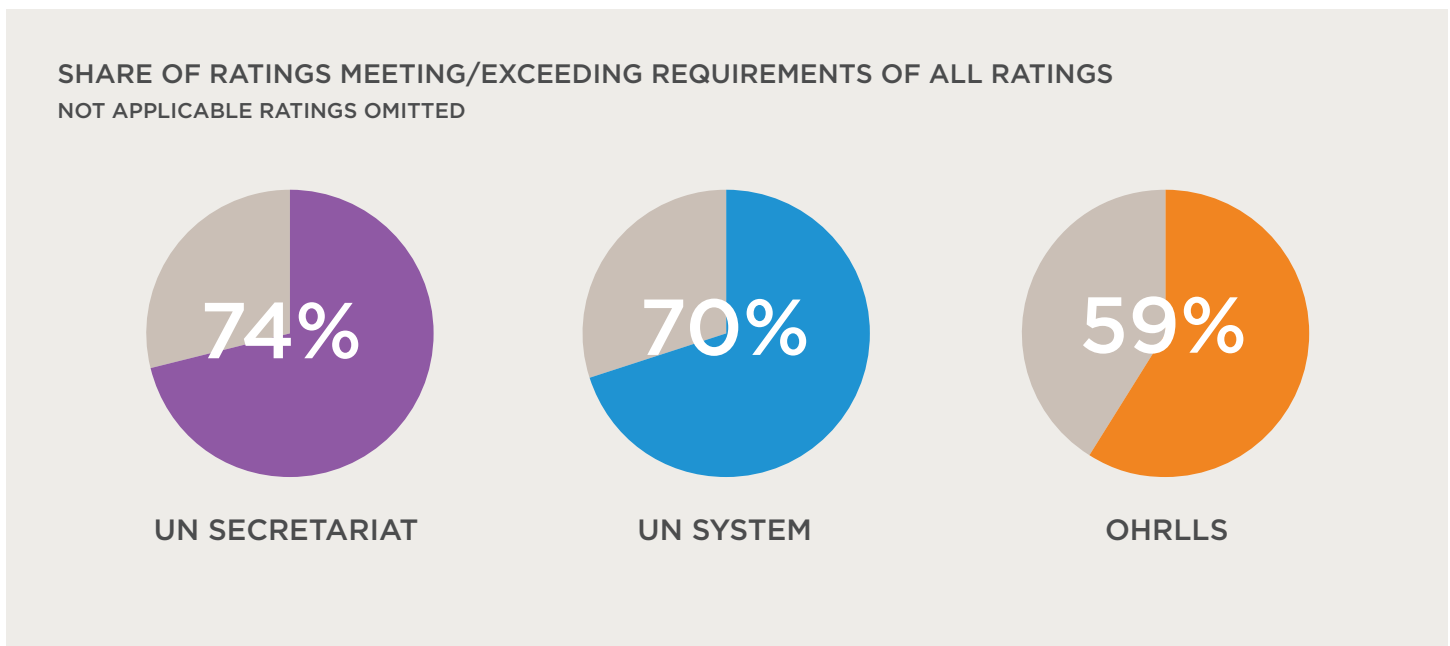
- In 2021, OHRLLS exceeded the requirements for five indicators and met the requirements for another five indicators.
- OHRLLS registered progress against the Evaluation indicator, improving from missing to approaching requirements in 2021.

**Areas for improvement**

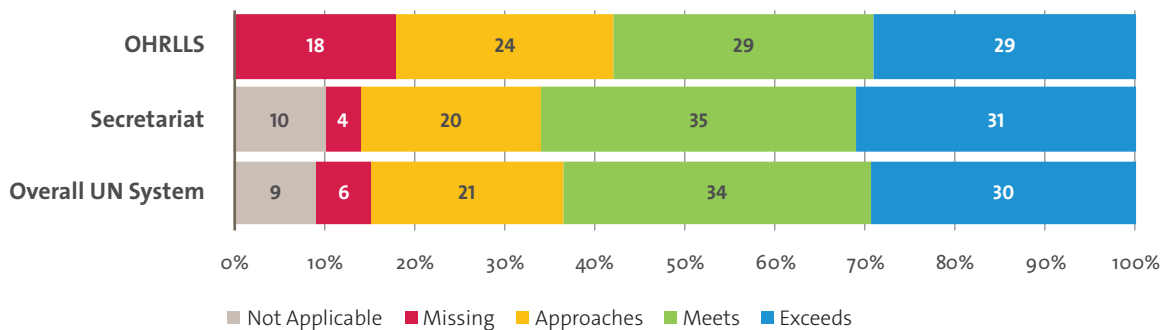
- UN Women encourages OHRLLS to focus on the three areas missing requirements and on the four indicators approaching requirements.
- In particular, we emphasize the importance of adequate financial and human resources and capacity for promoting gender equality and the empowerment of women.

\* Performance Indicators 5 on Audit and 8 on Gender-responsive performance management are jointly reported for all UN Secretariat entities by OIOS and DMSPC, respectively.

COMPARATIVE ANALYSIS FOR OHRLLS



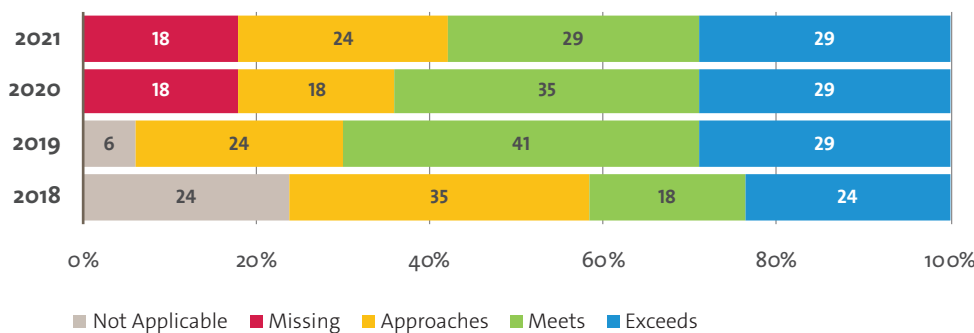
COMPARISON WITH THE SECRETARIAT AS A WHOLE AND THE OVERALL UN SYSTEM



In 2021, OHRLLS met or exceeded less indicators than the combined results for UN Secretariat entities and for the UN system as a whole.

Notably, OHRLLS assessed all indicators as applicable to the entity’s scope of work.

OHRLLS, COMPARATIVE ANALYSIS OF RATINGS BY YEAR



In 2021, OHRLLS met or exceeded the requirements for less indicators than in 2020 or 2019.

Despite the decline, 2021 performance is stronger than in 2018, the first year of UN-SWAP 2.0 implementation.