

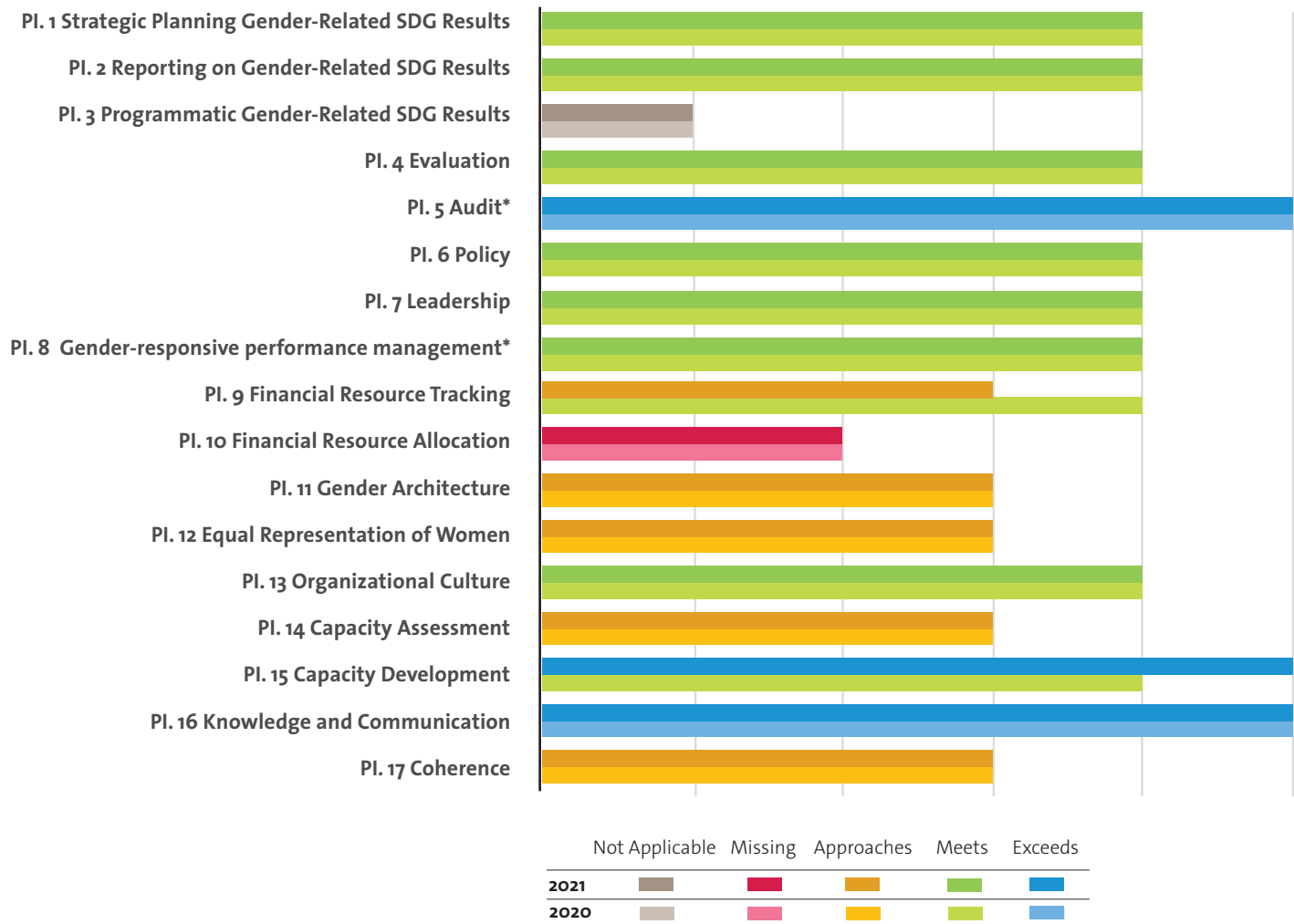
UNITED NATIONS CONFERENCE ON TRADE AND DEVELOPMENT (UNCTAD)

UN-SWAP 2.0 PERFORMANCE 2021

The following two pages capture UNCTAD's performance on UN-SWAP 2.0 indicators for 2021.

In 2021, UNCTAD met or exceeded the requirements for 10 performance indicators out of 16 applicable indicators.

UN-SWAP 2.0 PERFORMANCE BY INDICATOR (2020-2021)



PERFORMANCE HIGHLIGHTS IN 2021

Most significant gains

- In 2021, UNCTAD exceeded requirements for three indicators and met them for another seven indicators.
- UNCTAD improved performance by exceeding requirements for the Capacity development indicator.

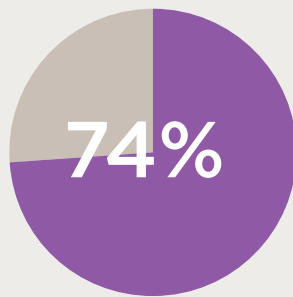
Areas for improvement

- UN Women encourages UNCTAD to focus on the only indicator rated as missing requirements: Financial resource allocation, and the five areas approaching requirements: Financial resource tracking, Gender architecture, Equal representation of women, Capacity assessment and Coherence.
- Conducting a peer review in 2022 may provide insight to compliance in ways, thus positioning UNCTAD towards stronger compliance in the current UN-SWAP implementation period.

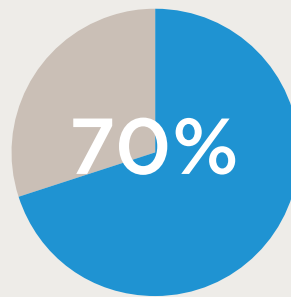
* Performance Indicators 5 on Audit and 8 on Gender-responsive performance management are jointly reported for all UN Secretariat entities by OIOS and DMSPC, respectively.

COMPARATIVE ANALYSIS FOR UNCTAD

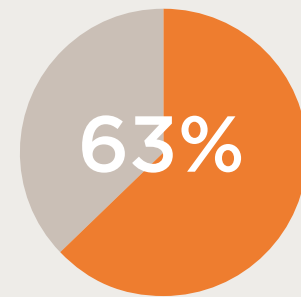
SHARE OF RATINGS MEETING/EXCEEDING REQUIREMENTS OF ALL RATINGS
NOT APPLICABLE RATINGS OMITTED



UN SECRETARIAT

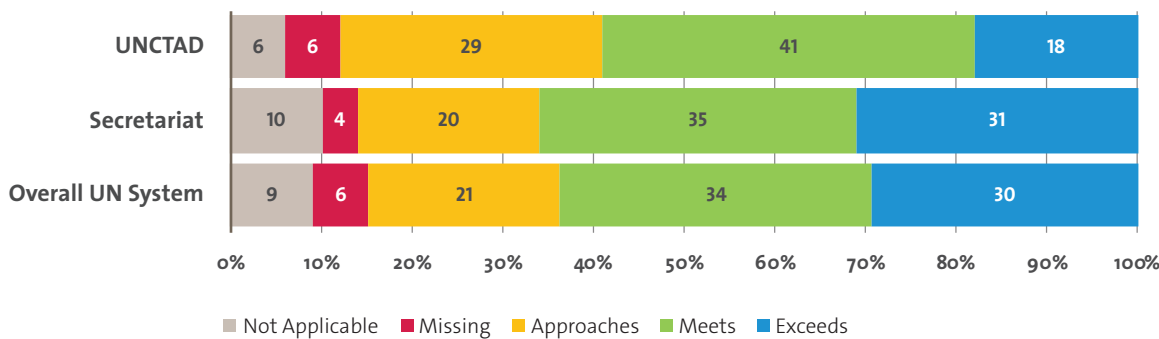


UN SYSTEM



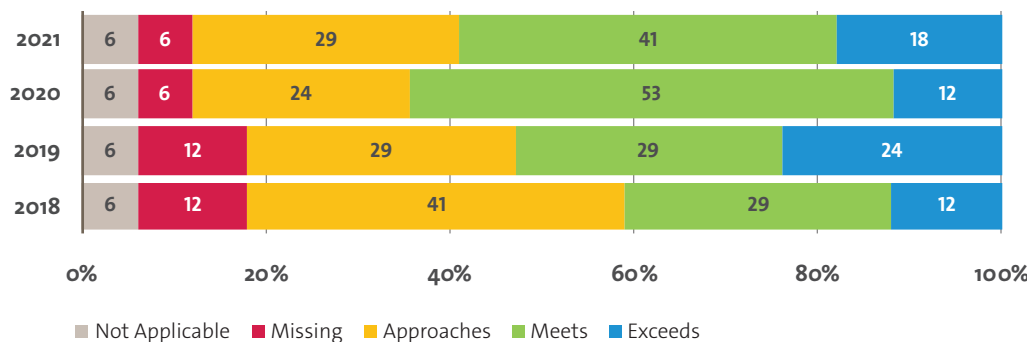
UNCTAD

COMPARISON WITH THE UN SECRETARIAT AS A WHOLE AND THE OVERALL UN SYSTEM



In 2021, UNCTAD met and exceeded slightly fewer indicators than the average for Secretariat entities and the UN System as a whole.

UNCTAD, COMPARATIVE ANALYSIS OF RATINGS BY YEAR



In 2021, UNCTAD UN-SWAP progress retracted. Requirements were met or exceeded for one indicator less than in 2020.

Despite the slight decline, overall UN-SWAP progress remains near peak performance which occurred in 2020.