

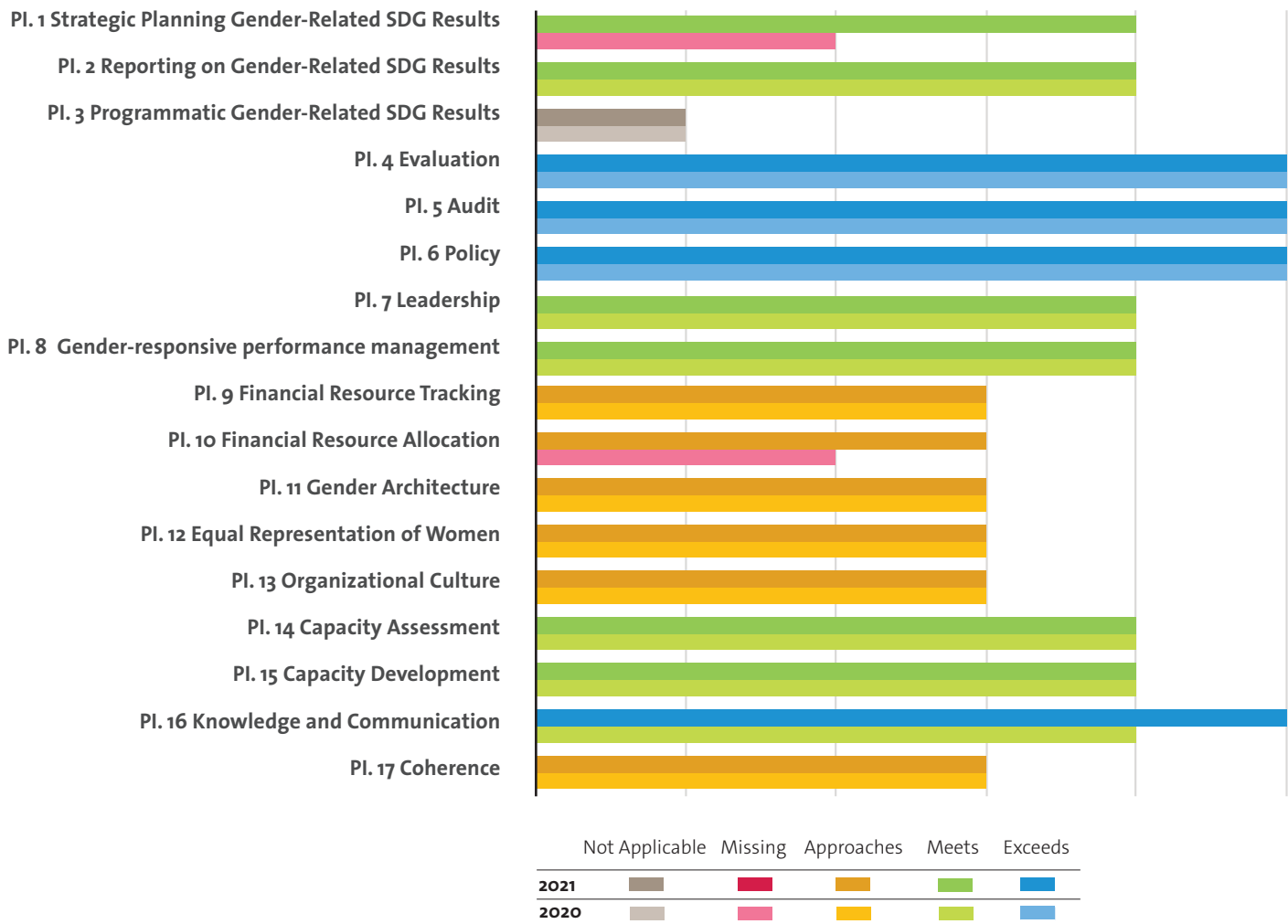
# UNITED NATIONS ECONOMIC COMMISSION FOR EUROPE (UNECE)

## UN-SWAP 2.0 PERFORMANCE 2021

The following two pages capture UNECE's performance on UN-SWAP 2.0 indicators for 2021.

In 2021, UNECE met or exceeded the requirements for 10 performance indicators out of 16 applicable.

UN-SWAP 2.0 PERFORMANCE BY INDICATOR (2020-2021)



PERFORMANCE HIGHLIGHTS IN 2021

Most significant gains

- In 2021, UNECE exceeded the requirements for four performance indicators and met them for another six.
- Impressively, UNECE improved performance of three indicators: Strategic planning, Financial resource allocation and Knowledge and communication.

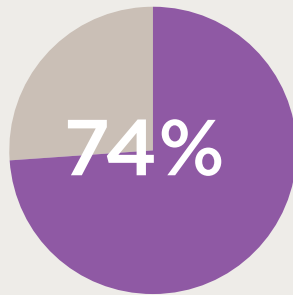
Areas for improvement

- UN Women encourages UNECE to focus on the six indicators rated as approaching requirements.
- Adequate human and financial resources for mainstreaming gender equality principles across all areas of work will increase momentum and help position UNECE toward full compliance in the current UN-SWAP 2.0 implementation period.

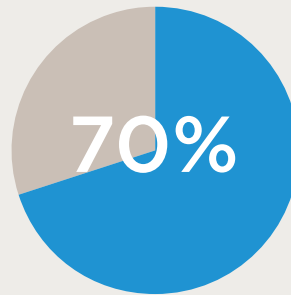
\* Performance Indicators 5 on Audit and 8 on Gender-responsive performance management are jointly reported for all UN Secretariat entities by OIOS and DMSPC, respectively.

**COMPARATIVE ANALYSIS FOR UNECE**

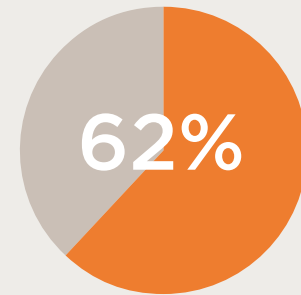
SHARE OF RATINGS MEETING/EXCEEDING REQUIREMENTS OF ALL RATINGS  
NOT APPLICABLE RATINGS OMITTED



UN SECRETARIAT

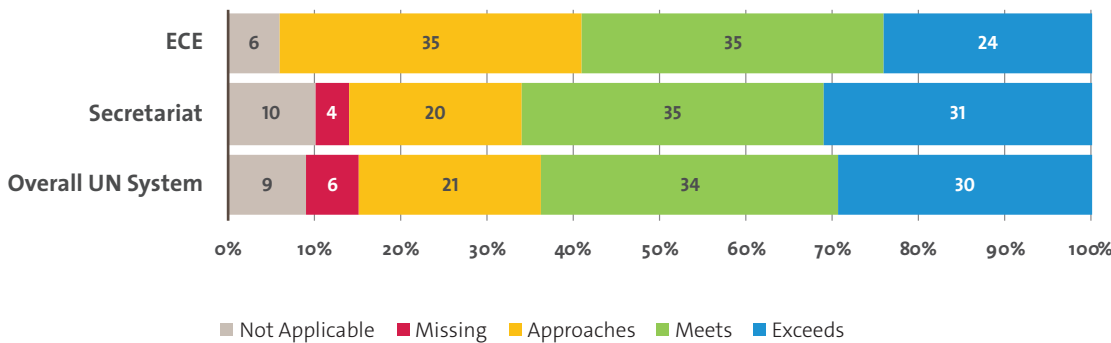


UN SYSTEM



UNECE

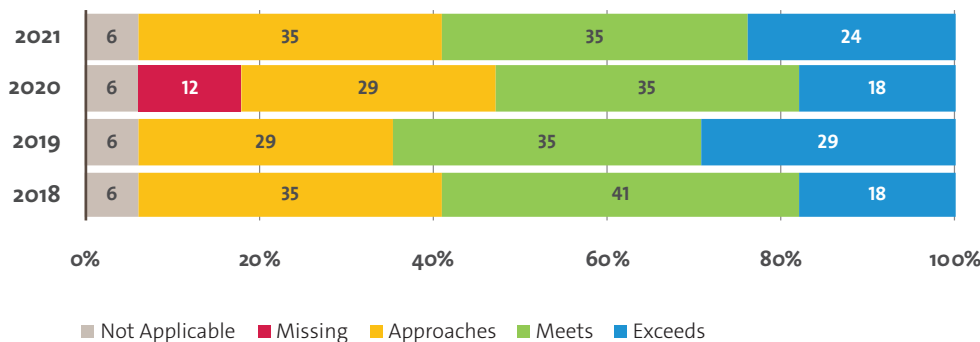
**COMPARISON WITH THE SECRETARIAT AS A WHOLE AND THE OVERALL UN SYSTEM**



In 2021, UNECE performance fell slightly behind both the overall performance of the UN system and that of Secretariat entities.

Positively, UNECE deems more indicators applicable to their scope of work than the average of the UN System and of the Secretariat.

**UNECE, COMPARATIVE ANALYSIS OF RATINGS BY YEAR**



UNECE compliance increased since 2020, exceeding an additional indicator in comparison to 2020.

However, 2021 compliance remained slightly behind UNECE peak compliance, registered in 2019.