

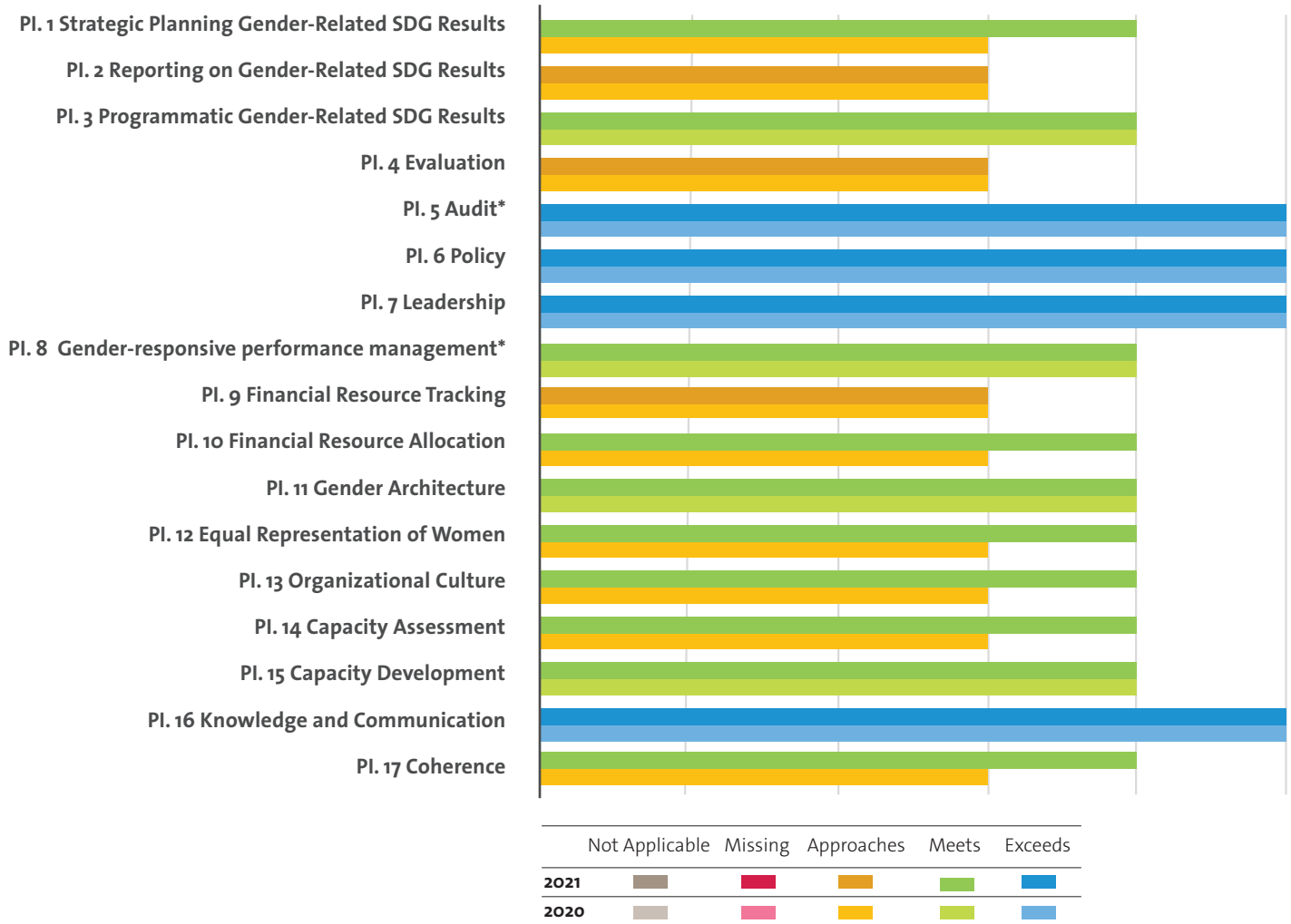
UNITED NATIONS ENVIRONMENT PROGRAMME (UNEP)

UN-SWAP 2.0 PERFORMANCE 2021

The following two pages capture UNEP's performance on UN-SWAP 2.0 indicators for 2021.

In 2021, UNEP met or exceeded the requirements for 14 performance indicators out of 17 applicable., a significant improvement from 2020 results.

UN-SWAP 2.0 PERFORMANCE BY INDICATOR (2020-2021)



PERFORMANCE HIGHLIGHTS IN 2021

Most significant gains

- In 2021, UNEP exceeded the requirements for four indicators and met them for another 10 indicators.
- Significantly, UNEP newly met the requirements for Strategic planning gender-related SDG results, Financial resource allocation, Equal representation of women, Organizational culture, Capacity assessment and Coherence.

Areas for improvement

- UN Women encourages UNEP to prioritize the the three remaining indicators approaching requirements to reach full compliance in the current UN-SWAP implementation period.
- In particular, UN Women urges UNEP to finalize the update of the Policy and Strategy for Gender Equality and the Environment.

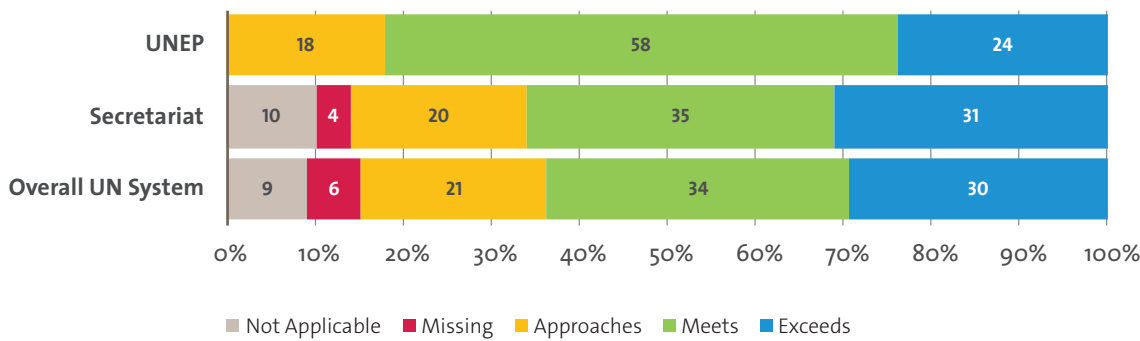
* Performance Indicators 5 on Audit and 8 on Gender-responsive performance management are jointly reported for all UN Secretariat entities by OIOS and DMSPC, respectively.

COMPARATIVE ANALYSIS FOR UNEP

SHARE OF RATINGS MEETING/EXCEEDING REQUIREMENTS OF ALL RATINGS
NOT APPLICABLE RATINGS OMITTED

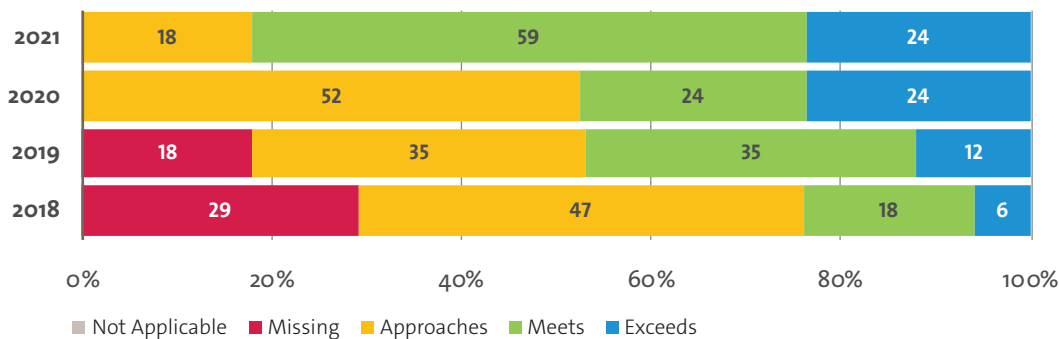


COMPARISON WITH THE UN SECRETARIAT AND THE OVERALL UN SYSTEM



In 2021, UNEP outperformed the combined results for the UN Secretariat and for the UN system as a whole. Commendably, UNEP did not rate any indicators as missing or not applicable.

UNEP, COMPARATIVE ANALYSIS OF RATINGS BY YEAR



In 2021, UNEP reported its highest UN-SWAP 2.0 compliance to date. For the second year in a row, UNEP did not rate any indicators as missing and deemed all indicators as applicable to its work.