

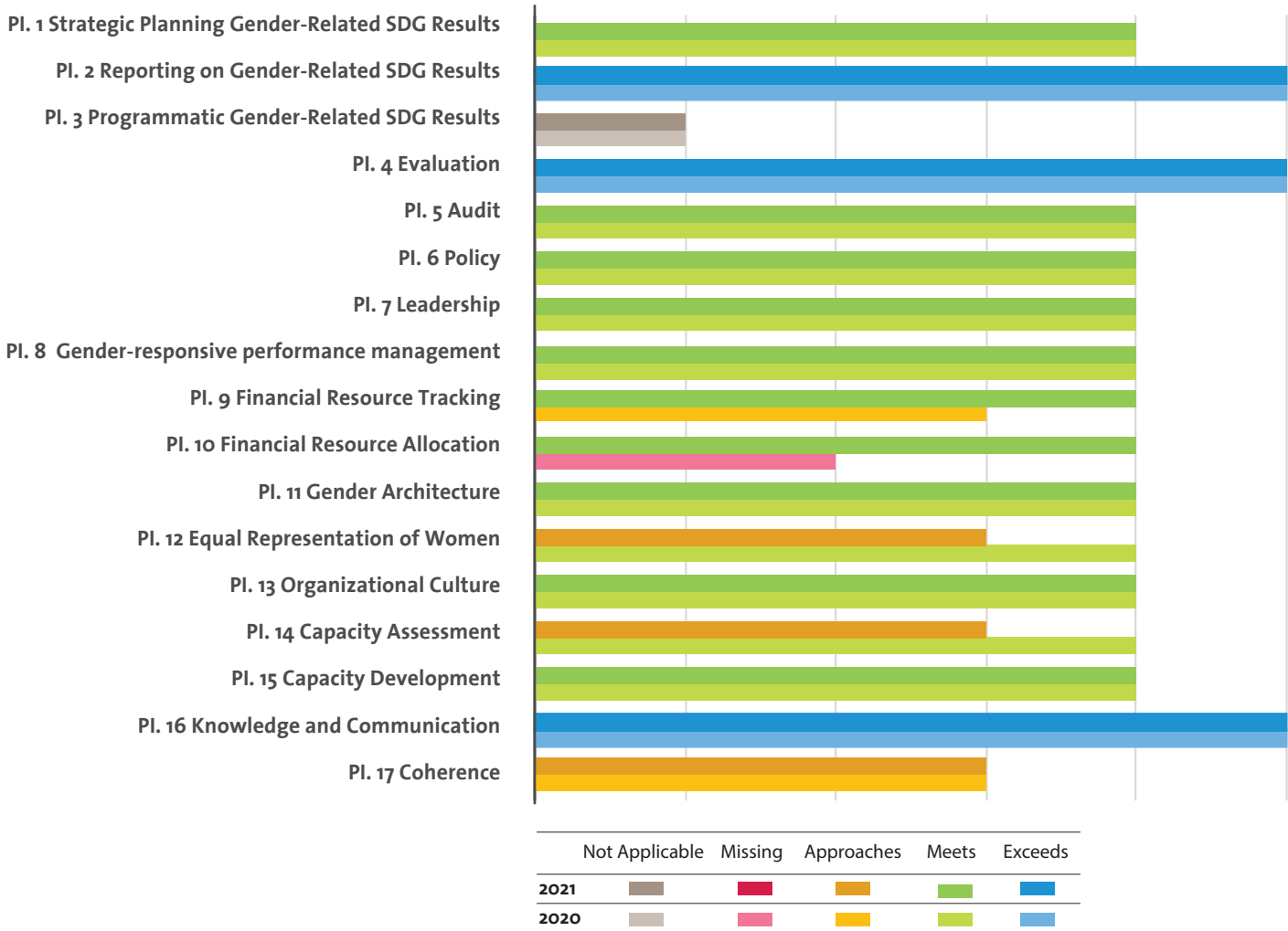
UNITED NATIONS EDUCATIONAL SCIENTIFIC AND CULTURAL ORGANIZATION (UNESCO)

UN-SWAP 2.0 PERFORMANCE 2021

The following two pages capture UNESCO's performance on UN-SWAP 2.0 indicators for 2021.

In 2021, UNESCO met or exceeded the requirements for 13 performance indicators out of 16 applicable.

UN-SWAP 2.0 PERFORMANCE BY INDICATOR (2020-2021)



PERFORMANCE HIGHLIGHTS IN 2021

Most significant gain

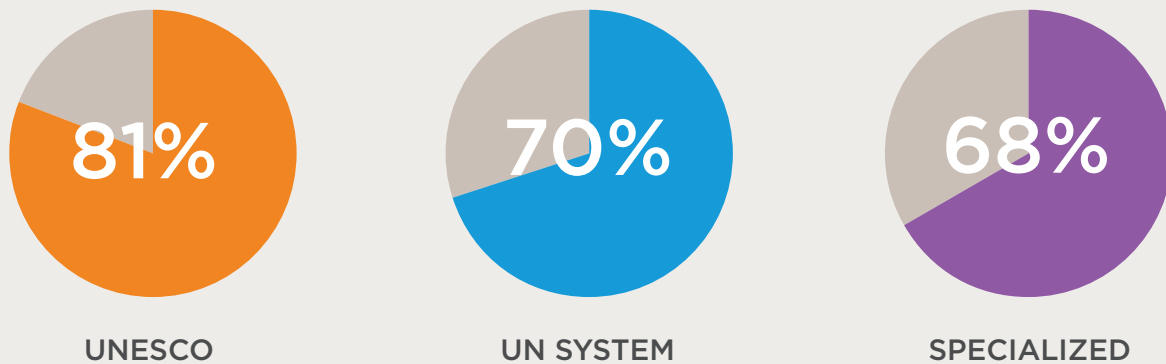
- In 2021, UNESCO exceeded the requirements for three indicators and met them for another 10 indicators.
- UNESCO newly met requirements for the two indicators centered on financial resources: Financial resource tracking and allocation.

Areas for improvement

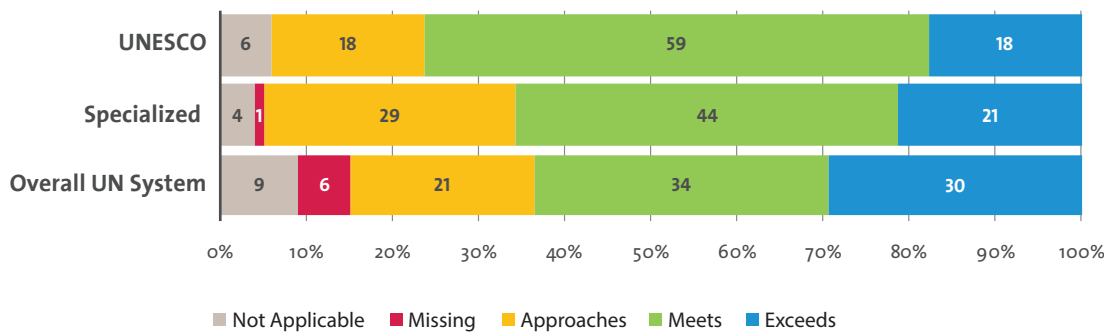
- UN Women recommends focusing renewed attention on Capacity assessment that decreased in 2021 and to continue its efforts towards equal representation of women at all staff levels.
- In addition to the above, conducting a peer review in 2022 will enable UNESCO to meet the indicator on Coherence, further solidifying its position as a top UN-SWAP 2.0 performer poised for full compliance in the current UN-SWAP.

COMPARATIVE ANALYSIS FOR UNESCO

SHARE OF RATINGS MEETING/EXCEEDING REQUIREMENTS OF ALL RATINGS
NOT APPLICABLE RATINGS OMITTED

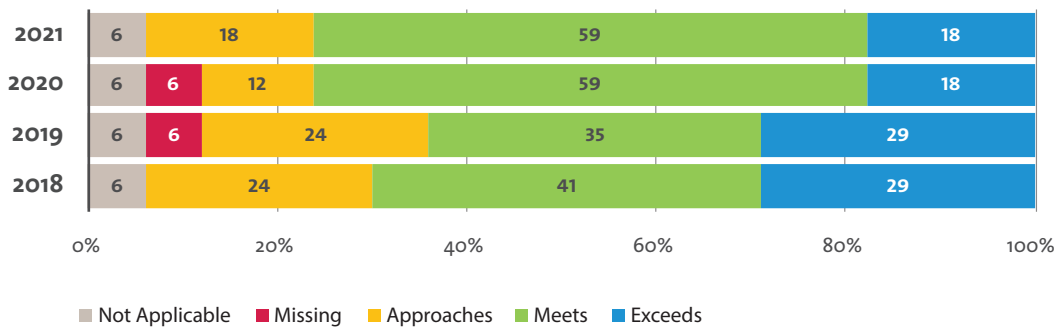


COMPARISON WITH SPECIALIZED ENTITIES AND THE OVERALL UN SYSTEM



In 2021, UNESCO met or exceeded requirements for more indicators than both the average of the Specialized entities and of the overall UN system. Commendably, UNESCO did not miss the requirements of any indicator.

UNESCO, COMPARATIVE ANALYSIS OF RATINGS BY YEAR



In 2021, UNESCO commendably attained their highest overall UN-SWAP 2.0 compliance rate to date.