

# UNITED NATIONS INTERNATIONAL CHILDREN'S FUND (UNICEF)

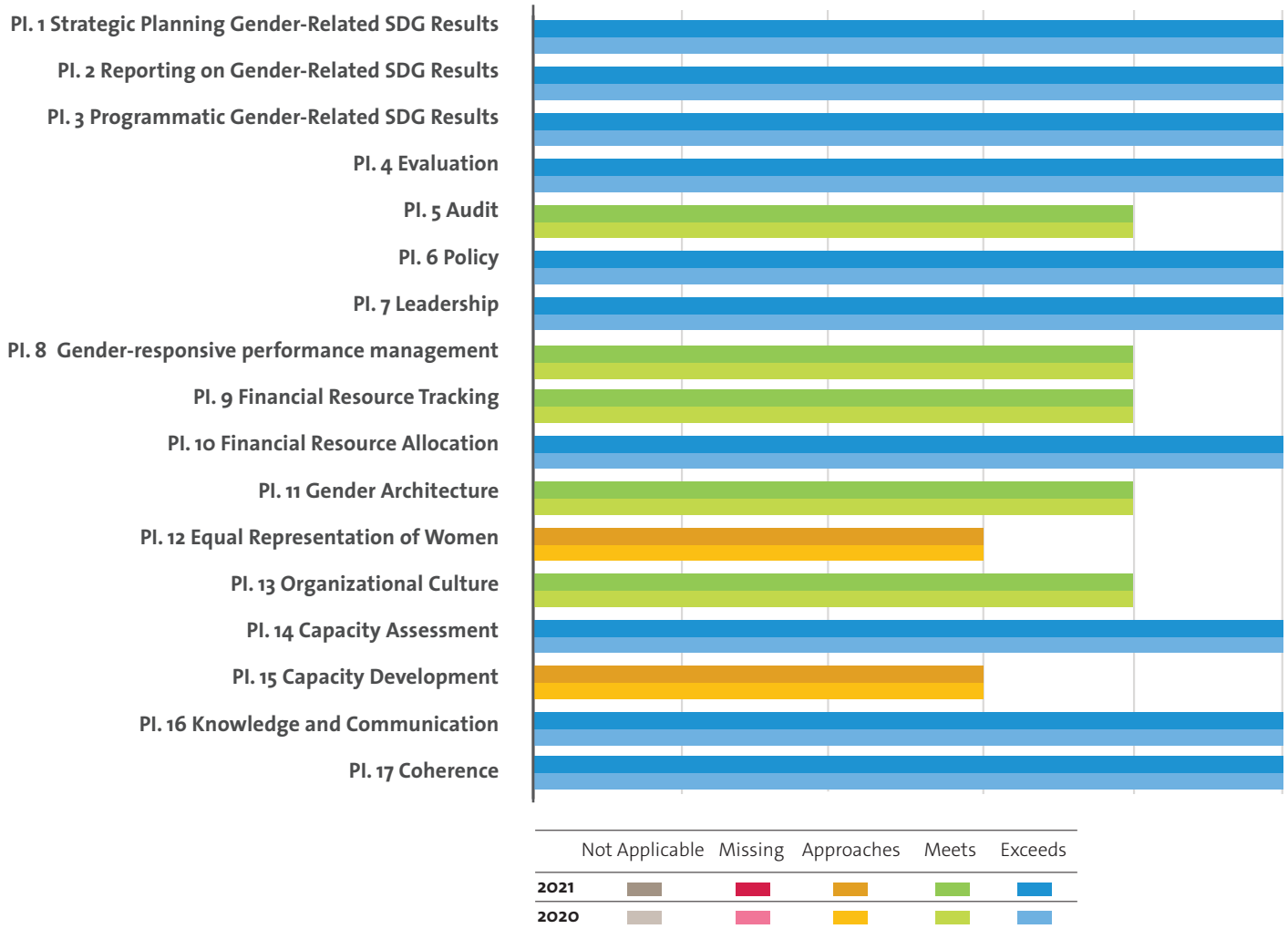
## UN-SWAP 2.0 PERFORMANCE 2021

The following two pages capture UNICEF's performance on UN-SWAP 2.0 indicators for 2021.

In 2021, UNICEF met or exceeded the requirements for 15 performance indicators out of 17 applicable.

UNICEF's progress towards meeting UN-SWAP 2.0 requirements is significantly above average.

UN-SWAP 2.0 PERFORMANCE BY INDICATOR (2020-2021)



PERFORMANCE HIGHLIGHTS IN 2021

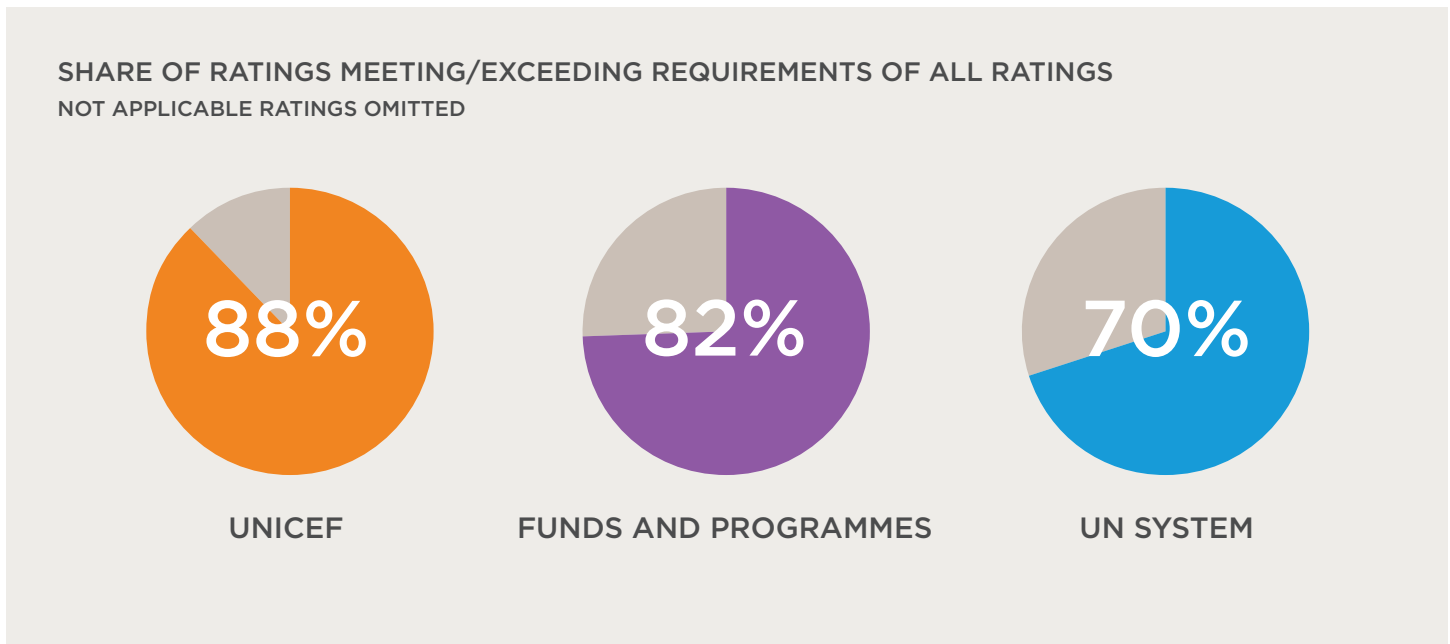
Most significant gains

- In 2021, UNICEF exceeded the requirements for 10 indicators and met them for another five indicators.
- UNICEF maintained all progress initially achieved in 2020 .

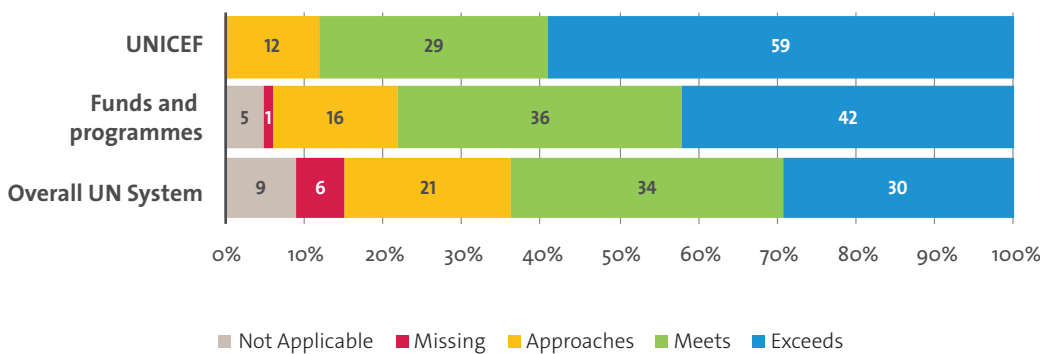
Areas for improvement

- UN Women encourages UNICEF to focus on the two remaining indicators rated as approaching requirements: Equal representation of women and Capacity development.
- With targeted effort UNICEF is well positioned to meet full compliance in the current UN-SWAP implementation period.

COMPARATIVE ANALYSIS FOR UNICEF



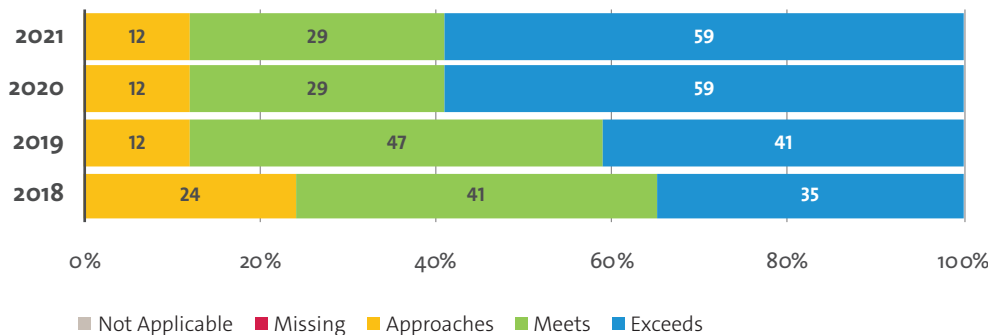
COMPARISON WITH FUNDS AND PROGRAMMES AND THE OVERALL UN SYSTEM



In 2021, UNICEF outperformed the combined results for the Funds and programmes and for the UN System as a whole.

In addition, UNICEF did not miss requirements for any indicators and rated all 17 indicators applicable to the entity's work.

UNICEF, COMPARATIVE ANALYSIS OF RATINGS BY YEAR



In 2021, UNICEF matched its highest UN-SWAP 2.0 compliance rate, a significant improvement from 2018, the first year of implementation.