

UNITED NATIONS INDUSTRIAL DEVELOPMENT ORGANIZATION (UNIDO)

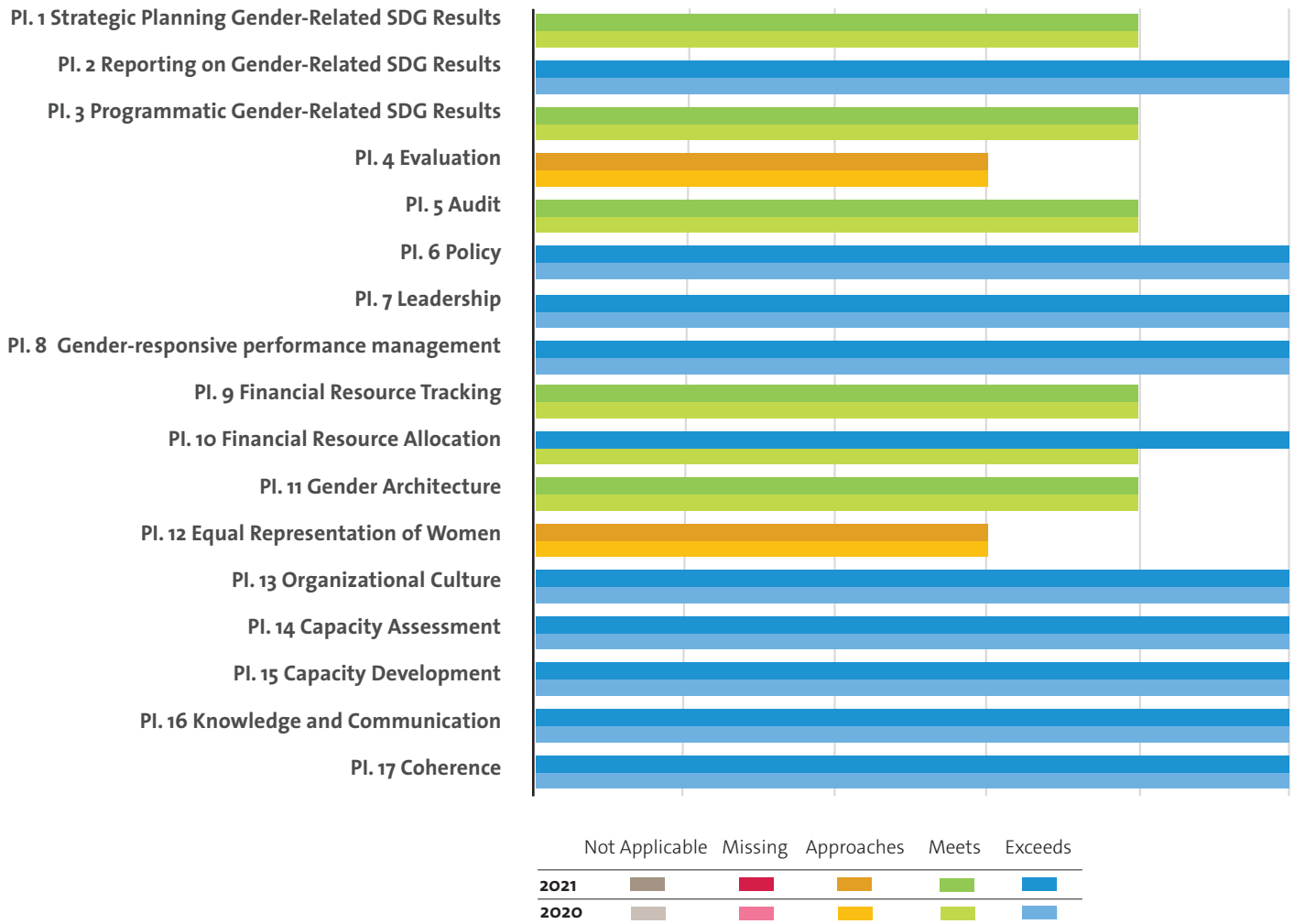
UN-SWAP 2.0 PERFORMANCE 2021

The following two pages capture UNIDO's performance on UN-SWAP 2.0 indicators for 2021.

In 2021, UNIDO met or exceeded the requirements for 15 performance indicators out of 17 applicable.

UNIDO's progress towards meeting UN-SWAP 2.0 requirements is significantly above average.

UN-SWAP 2.0 PERFORMANCE BY INDICATOR (2020-2021)



PERFORMANCE HIGHLIGHTS IN 2021

Most significant gains

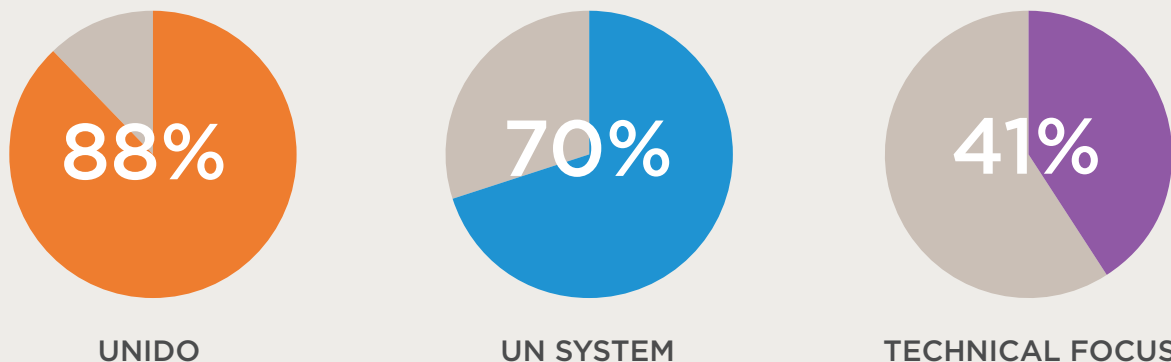
- In 2021, UNIDO exceeded requirements for 10 indicators and met them for another five indicators.
- Significantly, UNIDO newly exceeded requirements for the Financial resource allocation indicator, an improvement from 2020 results.

Areas for improvement

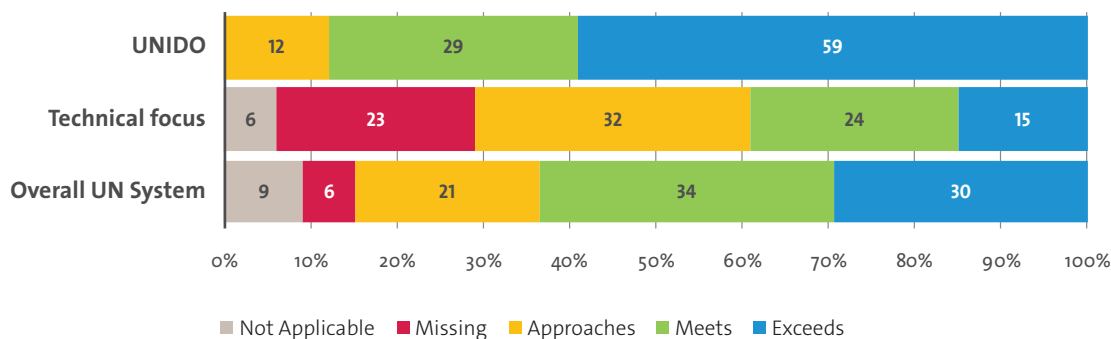
- UN Women encourages UNIDO to focus on the two remaining indicators rated as approaching requirements, Evaluation and Equal representation of women, to achieve full compliance in the current UN-SWAP 2.0 implementation period.

COMPARATIVE ANALYSIS FOR UNIDO

SHARE OF RATINGS MEETING/EXCEEDING REQUIREMENTS OF ALL RATINGS
NOT APPLICABLE RATINGS OMITTED



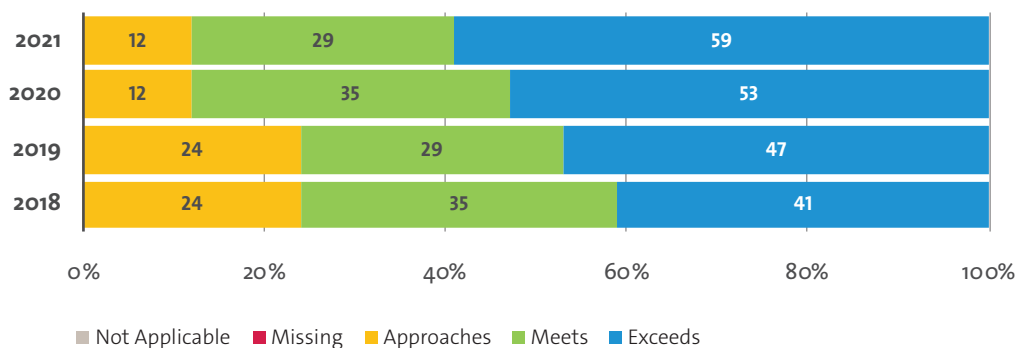
COMPARISON WITH SPECIALIZED ENTITIES AND THE OVERALL UN SYSTEM



In 2021, UNIDO met or exceeded significantly more indicators than the average for Technical entities and the UN System as a whole.

UNIDO did not miss any indicator requirements and evaluated all indicators as applicable, an achievement not attained by the majority of the entities in the UN system.

UNIDO, COMPARATIVE ANALYSIS OF RATINGS BY YEAR



In 2021, UNIDO exceeded the requirements for 59 per cent of the indicators, continuing a steady improvement registered throughout the previous four UN-SWAP 2.0 implementation cycles.