

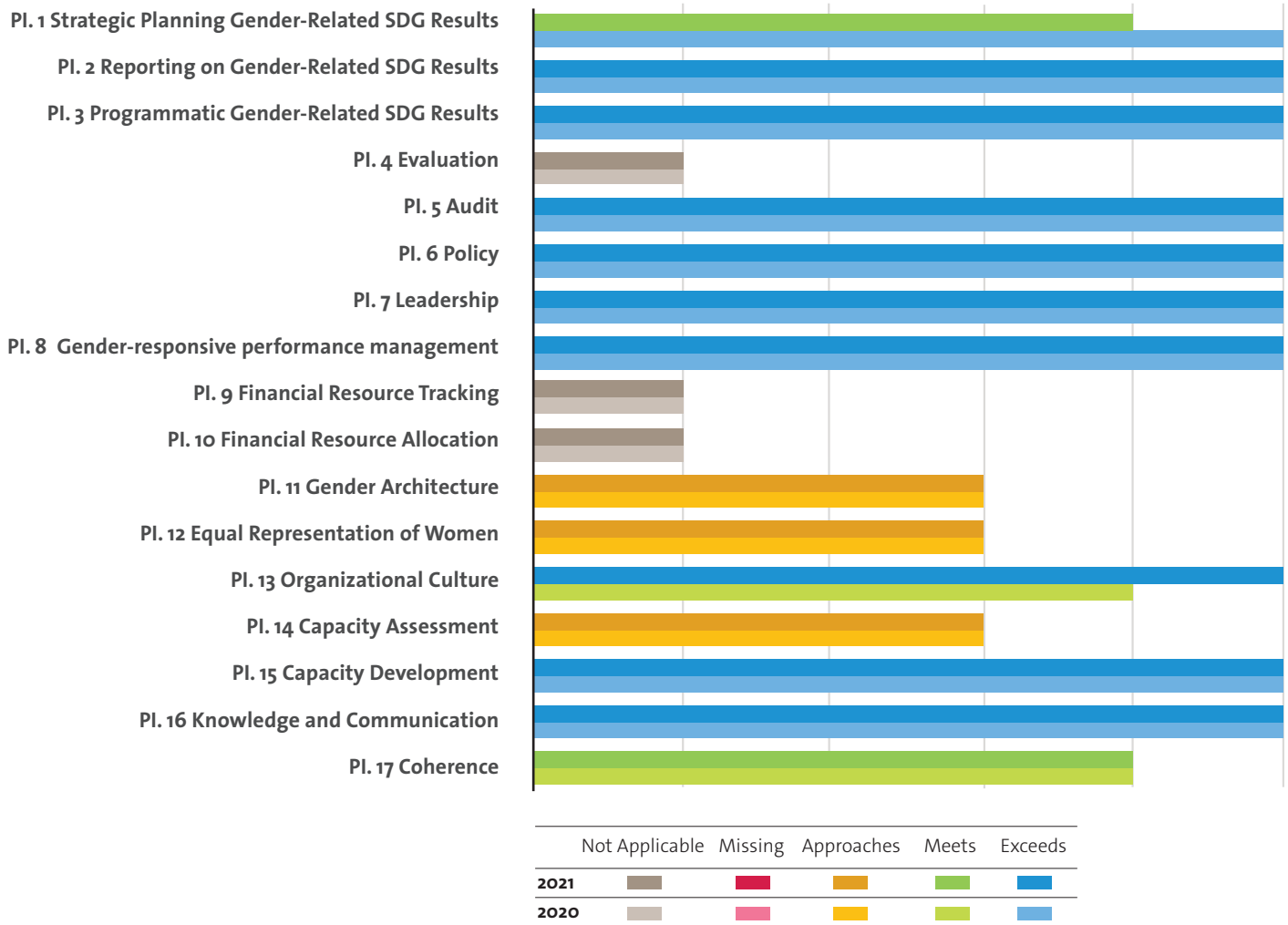
UNITED NATIONS OFFICE FOR PROJECT SERVICES (UNOPS)

UN-SWAP 2.0 PERFORMANCE 2021

The following two pages capture UNOPS' performance on UN-SWAP 2.0 indicators for 2021.

In 2021, UNOPS met or exceeded the requirements for 11 performance indicators out of 14 applicable, maintaining the strong performance registered in 2020.

UN-SWAP 2.0 PERFORMANCE BY INDICATOR (2020-2021)



PERFORMANCE HIGHLIGHTS IN 2021

Most significant gains

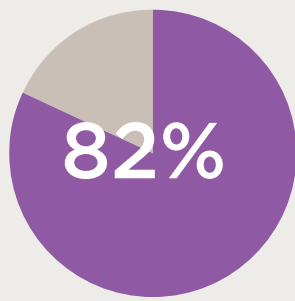
- In 2021, UNOPS exceeded the requirements for nine indicators and met them for another two indicators, maintaining a strong overall performance.
- Significantly, UNOPS exceeded requirements in the area of Organizational culture, an improvement from 2020 results.

Areas for improvement

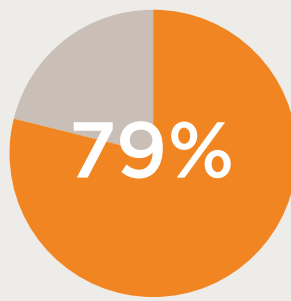
- UN Women encourages UNOPS to focus efforts on the three areas rated as approaching requirements, Gender architecture, Equal representation of women and Capacity assessment, to ensure the full compliance in the current UN-SWAP 2.0 implementation period.

COMPARATIVE ANALYSIS FOR UNOPS

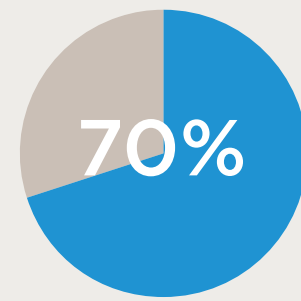
SHARE OF RATINGS MEETING/EXCEEDING REQUIREMENTS OF ALL RATINGS
NOT APPLICABLE RATINGS OMITTED



FUNDS AND PROGRAMMES

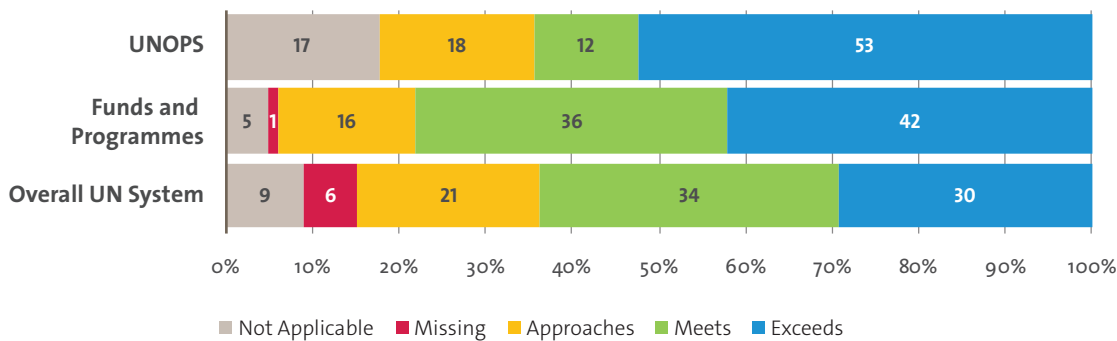


UNOPS



UN SYSTEM

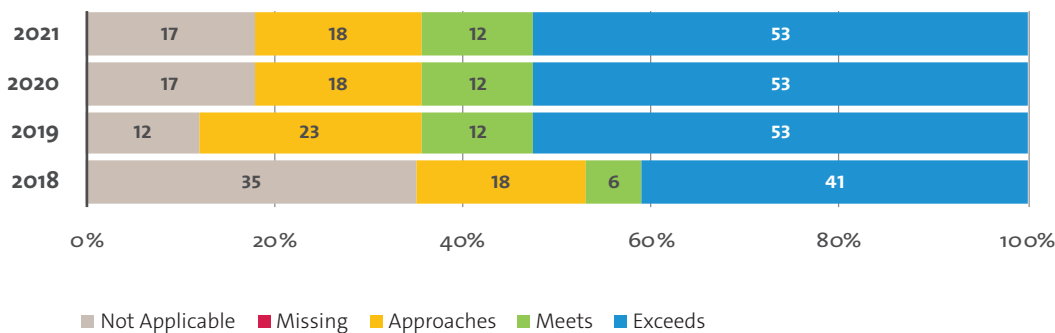
COMPARISON WITH THE FUNDS AND PROGRAMMES AND THE OVERALL UN SYSTEM



In 2021, UNOPS exceeded the requirements for significantly more indicators than the average of the Funds and Programmes and the overall UN system.

UNOPS approached requirements for three indicators, in line with similar entities and the overall UN system.

UNOPS, COMPARATIVE ANALYSIS OF RATINGS BY YEAR



In 2021, UNOPS maintained the overall progress made in 2020, which is a significant improvement when compared with 2018 results, the first year of the UN-SWAP 2.0 framework.