

UNIVERSAL POSTAL UNION (UPU)

UN-SWAP 2.0 PERFORMANCE 2021

The following two pages capture UPU's performance on UN-SWAP 2.0 indicators for 2021.

In 2021, UPU met the requirements for 1 indicator of the 17 applicable, an improvement upon 2020 results.

UN-SWAP 2.0 PERFORMANCE BY INDICATOR (2020-2021)



PERFORMANCE HIGHLIGHTS IN 2021

Most significant gains

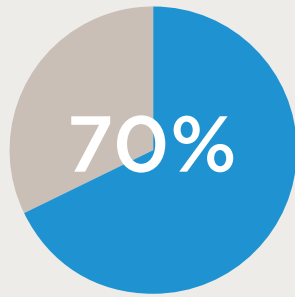
- In 2021, UPU met the requirements on the Coherence performance indicator and improved performance on five other indicators: Programmatic gender-related SDG results, Audit, Policy, Leadership and Knowledge and communication

Areas for improvement

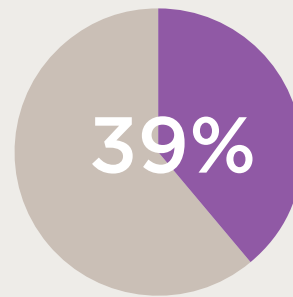
- UN Women encourages UPU to focus on the eight indicators marked as missing. Incorporating these indicators into UPU’s work will bring a stronger compliance rate in the current implementation period and elevate overall gender equality and women’s empowerment progress within the organization.

COMPARATIVE ANALYSIS

SHARE OF RATINGS MEETING/EXCEEDING REQUIREMENTS OF ALL RATINGS
NOT APPLICABLE RATINGS OMITTED

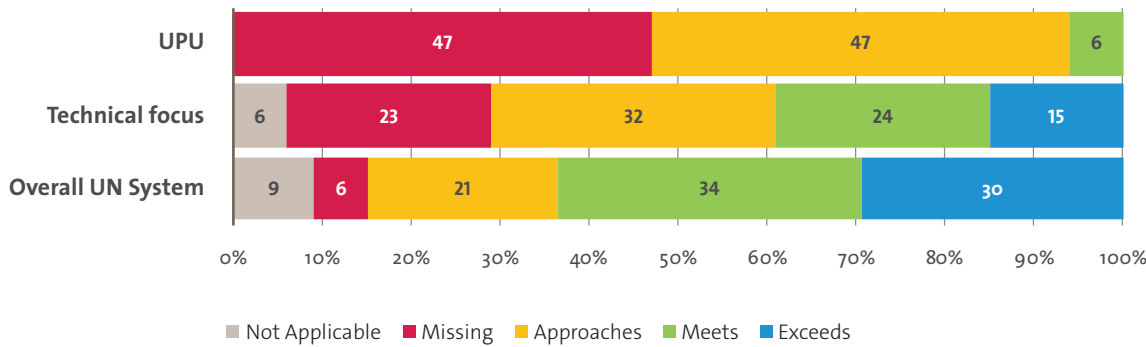


UN SYSTEM



TECHNICAL FOCUS

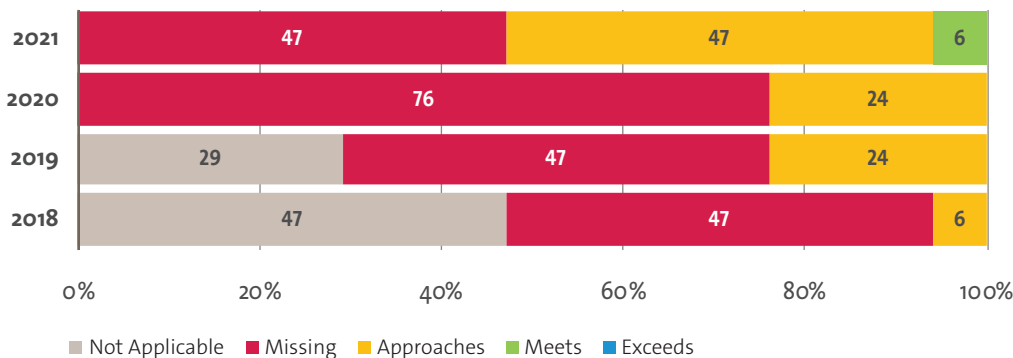
COMPARISON WITH ENTITIES WITH A TECHNICAL FOCUS AND THE OVERALL UN SYSTEM



In 2021, UPU rated more indicators as missing than both the average for entities with a Technical focus and the overall UN System.

UPU rated all indicators as applicable to the scope of work.

UPU, COMPARATIVE ANALYSIS OF RATINGS BY YEAR



In 2021, UPU achieved its strongest UN-SWAP 2.0 performance to date.

UPU made significant progress across six indicator areas over the 2021 reporting year.