



# **FINANCING UN WOMEN'S GENDER EQUALITY AND WOMEN'S EMPOWERMENT MANDATE**

**EXECUTIVE BOARD INFORMAL BRIEFING  
STRUCTURED DIALOGUE ON FINANCING  
NEW YORK 24 AUGUST 2023**





# TABLE OF CONTENTS

- 1. UNDS FINANCING CONTEXT**
- 2. INVESTMENTS IN RESULTS**
- 3. REVENUE AND EXPENDITURE 2022**
- 4. FUNDING GAPS 2022**
- 5. FINANCING PRIORITIES**

# UN DEVELOPMENT SYSTEM FINANCING CONTEXT

## STRENGTHS

Adequately funded, the UNDS is an unparalleled multilateral platform to advance reform and the SDGs.



S

## WEAKNESSES

Growing pressure on ODA and increased earmarked funding compounds an already challenging funding landscape for UNDS.



W

Funding Compact 2.0 offers an opportunity for ambitious, measurable indicators and stronger accountability and commitment from Member States and UNDS

## OPPORTUNITIES



O

Creeping financing emergency with declining core and over reliance on project-based funding that risks fundamentally changing organizational character of UNDS entities.

## THREATS



T



# INVESTMENTS IN RESULTS

# 2022 STRATEGIC PLAN INVESTMENT RESULTS

## Ending VAW

**868** public and private partners supported across **41 countries** to strengthen the provision of ERAW essential goods and services, with UN-Women supported platforms providing **2.8+ million** women and girls access to ERAW services in **20 countries**.



## Economic Empowerment

**26 countries** tackled financing for care infrastructure and services, facilitating women's paid employment; **15 national social protection systems** built that are gender-responsive and reduce gender gaps.



**5** GENDER EQUALITY



## Governance & Participation

**157 laws & policies** were amended, adopted or implemented to advance gender equality in **6 regions**; and **+86,000** women and girls strengthened leadership capacities to participate in public life.



## Peace & Security, Humanitarian

**+800,000** women and girls in crisis settings received services and information; **1,330 women's organizations** supported to participate in refugee and humanitarian coordination; disaster resilience work in **61 countries**.








# 2022 REVENUE AND EXPENDITURE


# UN WOMEN FINANCING FEATURES IN 2022



## Stable Revenue

### Overall Revenue Stability


Entity experienced an overall stable revenue environment, with a less than 2% decline in total revenue compared to 2021 (decline impacted by FX rates).



## Financing Influence

### GE Financing Influence

UN Women influenced GEWE financing, with PBF gender financing targets exceeded and a GE marker part of UN-CEB minimum data set for IATI and OECD reporting.




## RR Imbalance

### Widening RR/OR Ratio

Lower RR levels in 2022 set against stable OR led to a growing gap in RR to OR ratio, falling below FC 30% threshold for first time since 2019, affecting ability to carry out triple mandate.

# PROGRESS ON FUNDING COMPACT COMMITMENTS 2022

- 2019-2022 UN Women **met or exceeded** all 15 assessable indicator targets across the eight commitments that require entity-specific reporting
- Member State **stalled or slow** progress on commitments to UN Women:
  - Increase in # of RR contributors
  - Increase in # of contributors to pooled/thematic funds
  - Funding gaps in SP IRRF
  - Fraction of RR multiyear contributions



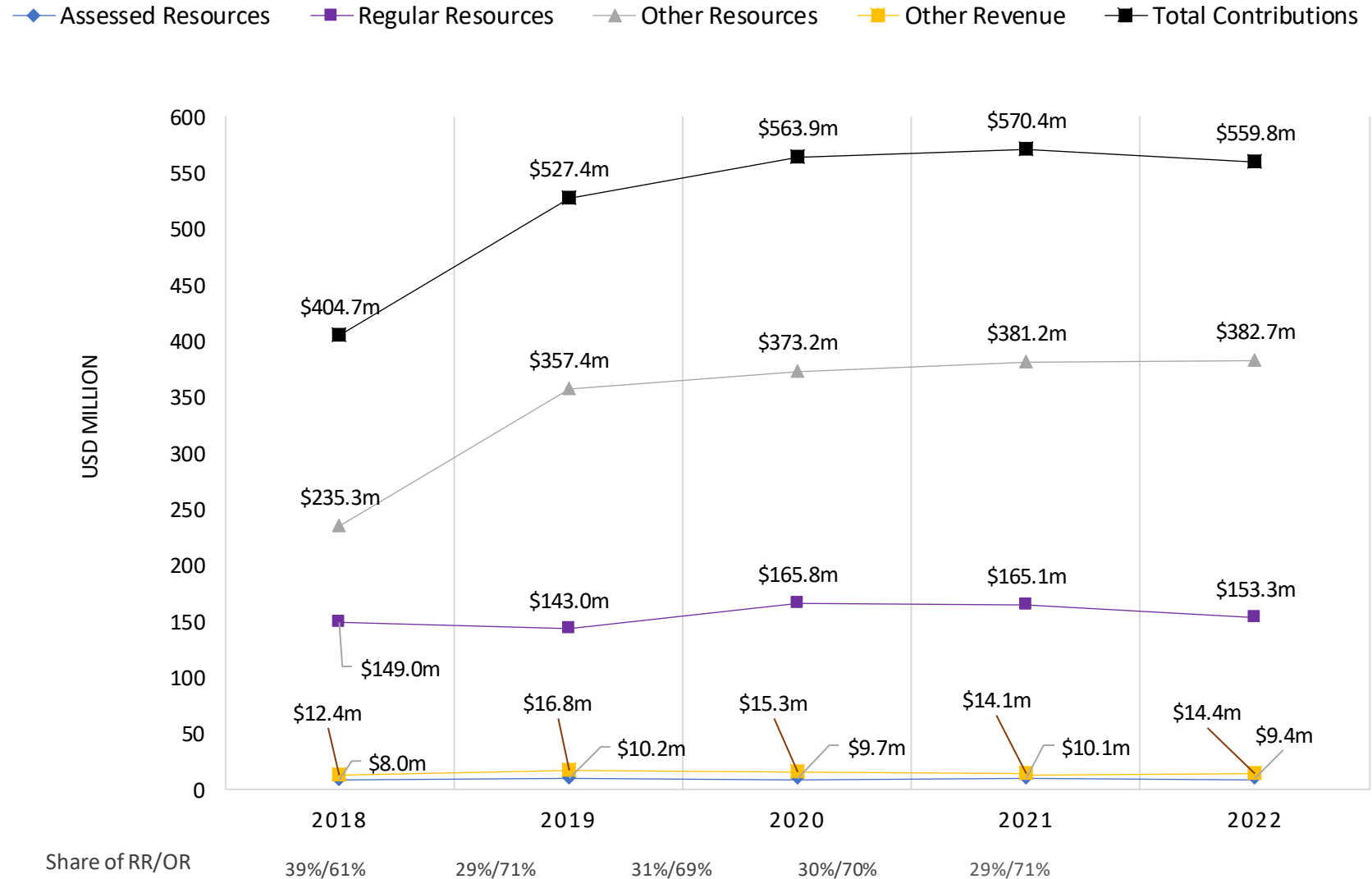
- Stalled/slow progress
- In progress
- Full/rapid progress



# 2022 REVENUE

- Total revenue of **\$559.8 M**, down by 1.8% from 2021
- RR down by **7%**, impacted by FX losses and a late year payment; OR up slightly by **0.4%** over 2021
- **40% of RR** and **65% of OR** in multi-year commitments, up from 26% and 52% respectively in 2021
- Average agreement value down to **\$1.8 M for RR** and up to **\$1.25 M for OR** (versus \$1.9 M and \$1.2 M respectively in 2021)

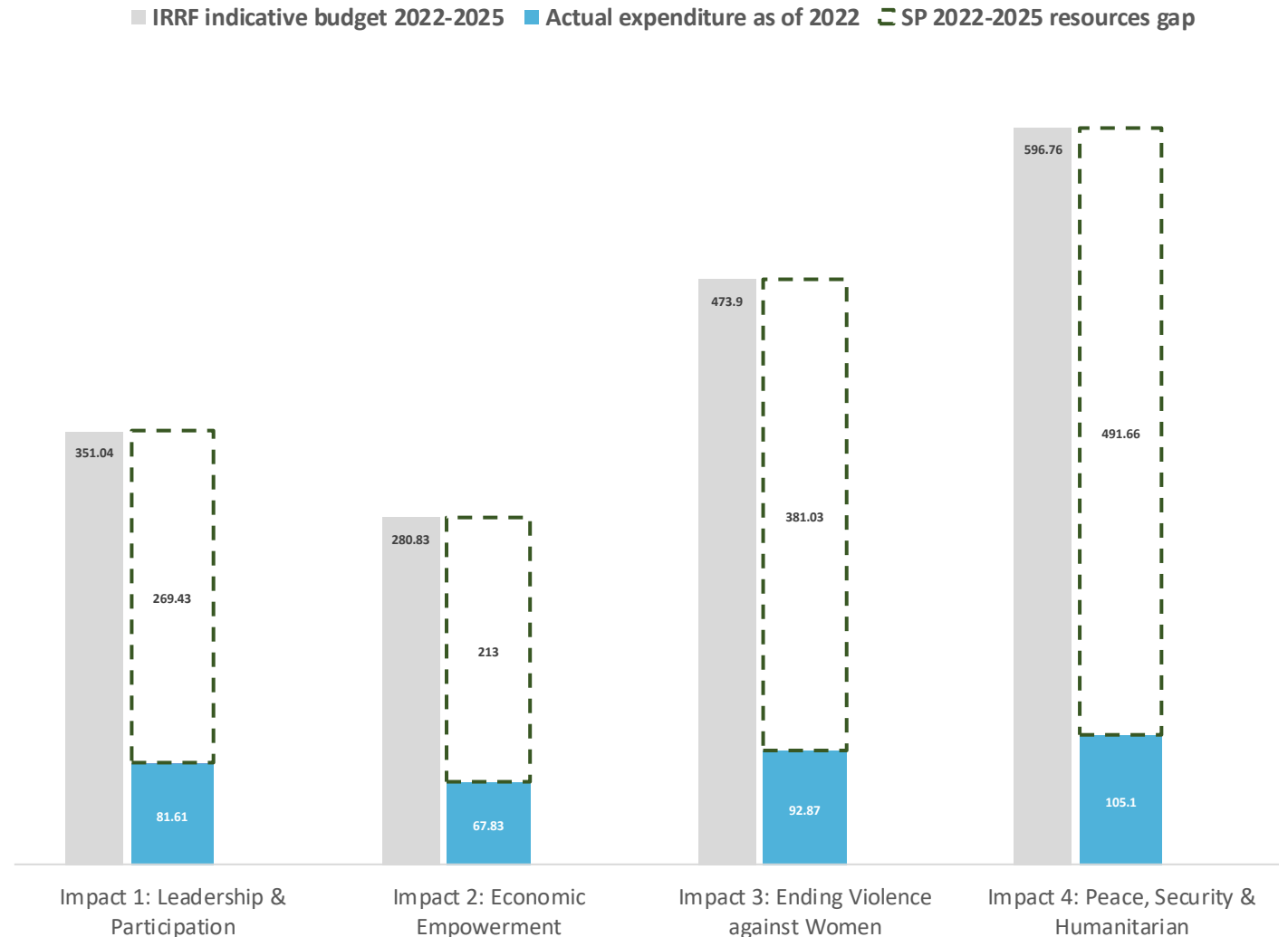
Revenue by type, 2018-2022



# 2022 EXPENDITURE

- Total programme expenditure reached a record **\$441.3 M** or **82%** of all expenditure (\$431.8 M in 2021).
- Country and regional programme expenditure reached a record high of **\$341 M**, 77% of total programme expenditure (\$337 M in 2021).
- A \$1.35 billion resource gap remains to be mobilized from 2023 to 2025.
- Highest expenditure levels on SP **Impact 4** (WPS, HA) followed by SP **Impact 3** (EVAW), reaching 18% and 20% of the 4Y target.
- Expenditure on SP Impacts 1 and 2 on track reaching 23% of 4Y indicative budget.

2022 expenditure against IRRF planned 4Y budget





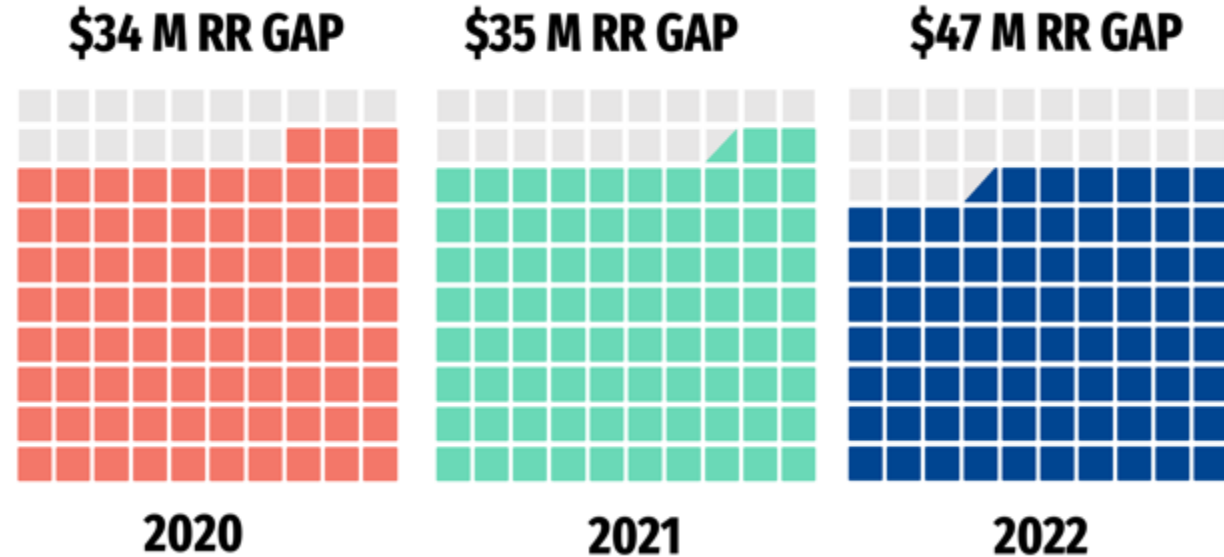
# FUNDING GAPS 2022



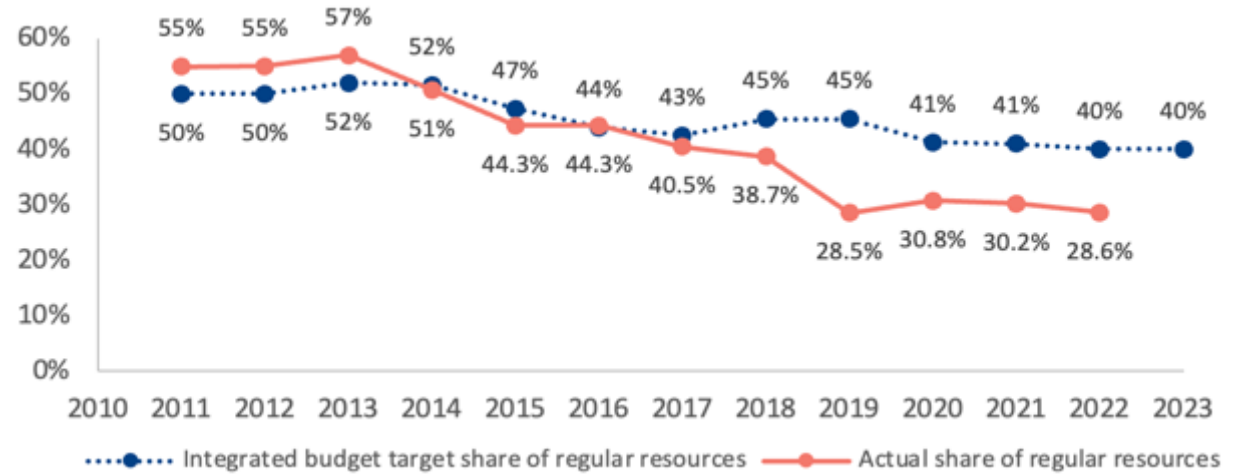
# FUNDING GAPS IN 2022

- 2022 RR funding gap grew to \$46.7 M (\$34.9 M in 2021)
- No OR funding gap in 2022; OR funding gap closed in 2019
- RR to OR ratio declined in 2022 to 28.6% (30.2% in 2021); was 55% at inception in 2011

RR funding gap against IB 200M target, 2020-2022



Actual RR vs. target RR proportion, 2011-2023



# HOW RR SUPPORTED A GENDER-BASED EMERGENCY RESPONSE

## UKRAINE CRISES RESPONSE

For every **\$1** in regular resource expenditure in Ukraine, UN Women leveraged an additional **\$12** in other resources in 2022 to address the gendered dynamics in the humanitarian crisis resulting from the war.



### NORMATIVE

Women's needs integrated in the revised **National Action Plan on UNSCR 1325 on Women, Peace and Security** and the **National Strategy on Decreasing the Gender Pay Gap**

### COORDINATION

Gender priorities integrated in the **UN Flash appeal** and Ukraine's **National Recovery Plan**

### OPERATIONAL

**37,400+** women and girls received humanitarian support, including survivors of sexual and gender-based violence



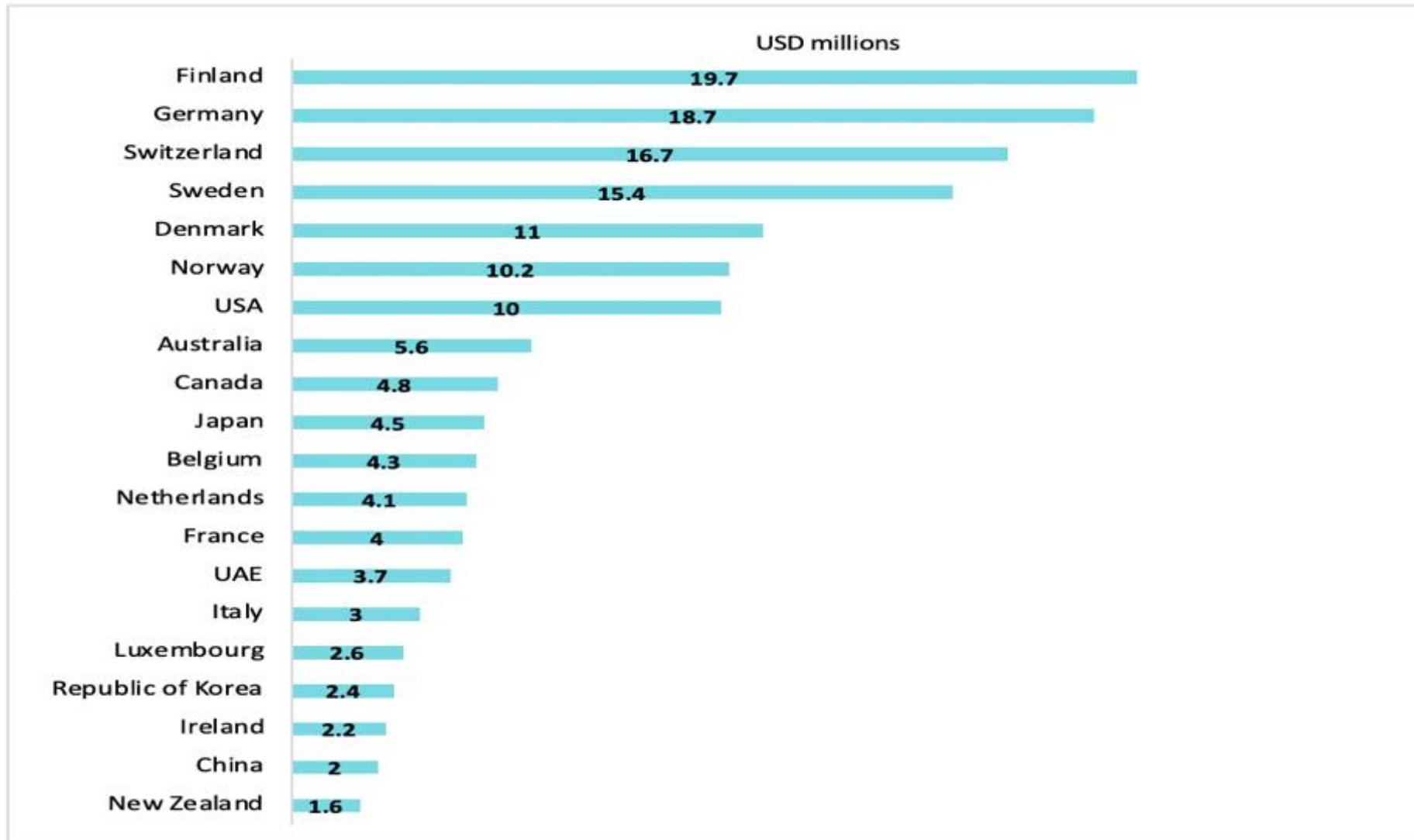


# FINANCING PRIORITIES



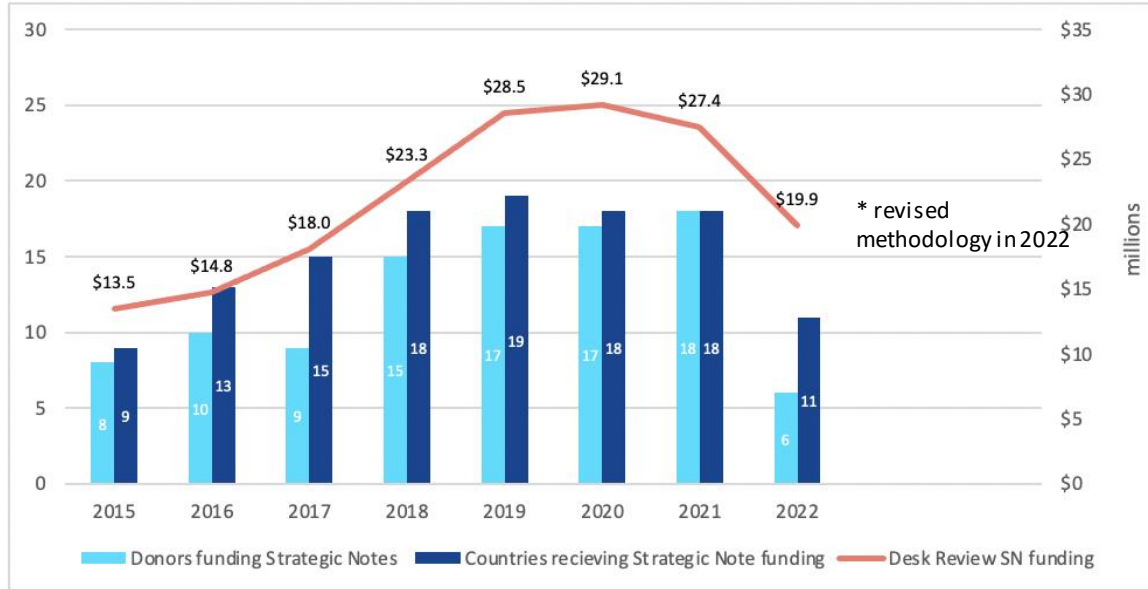
# 2022 RR FUNDING PARTNERSHIPS

Top 20 RR Partners, 2022



# STRATEGIC NOTES AND INTERAGENCY FUNDING

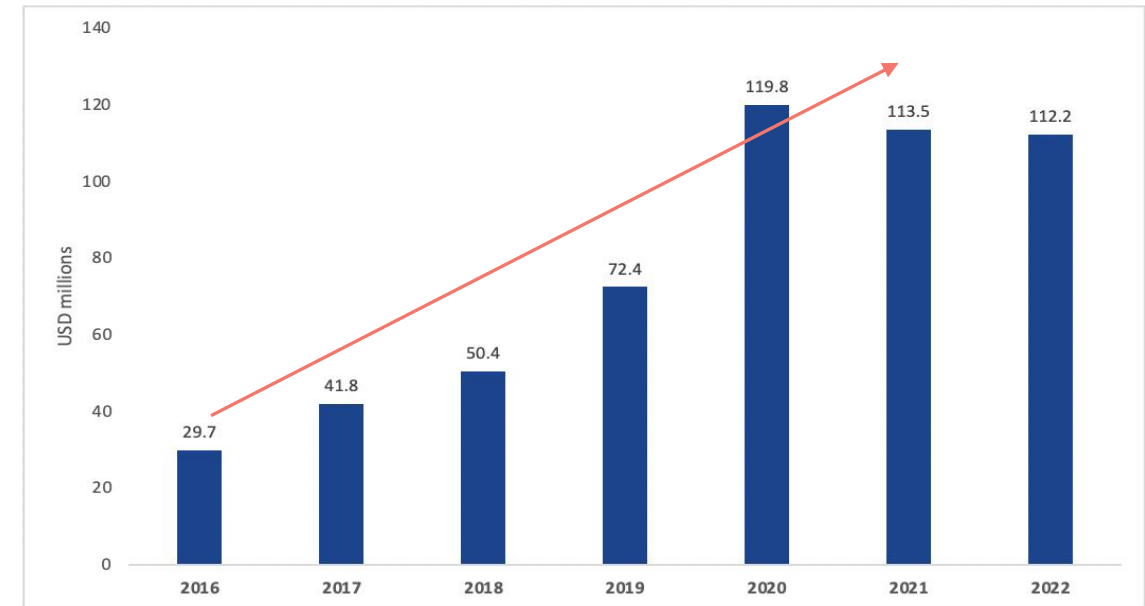
## Strategic Note funding 2015-2022



\*Source: manual Donor Agreement Management System (DAMS) key word search, total agreement value annualized 2015-2021; DAMS tagging 2022 Desk Review per SP\_O\_5A

- SNs are UN Women’s **preferred OR funding vehicle**
- **Increasing long-term trend but underutilized** (\*decline in 2022 attributed to revised methodological approach)

## Pooled funding 2016-2022



- Growth of over **270%** since 2016
- **29%** of total OR contribution revenue was received as pooled funds and **25.5%** of total programme expenditure on joint programmes.

# NATIONAL COMMITTEES & INDIVIDUAL GIVERS 2022



**17,428**

# monthly individual  
givers in 2022



**\$7.3 million**

contributions from National  
Committees in 2022



**13**

# of UN Women  
National Committees



**\$2 million**

received as regular resources  
in 2022





**THANK YOU**