

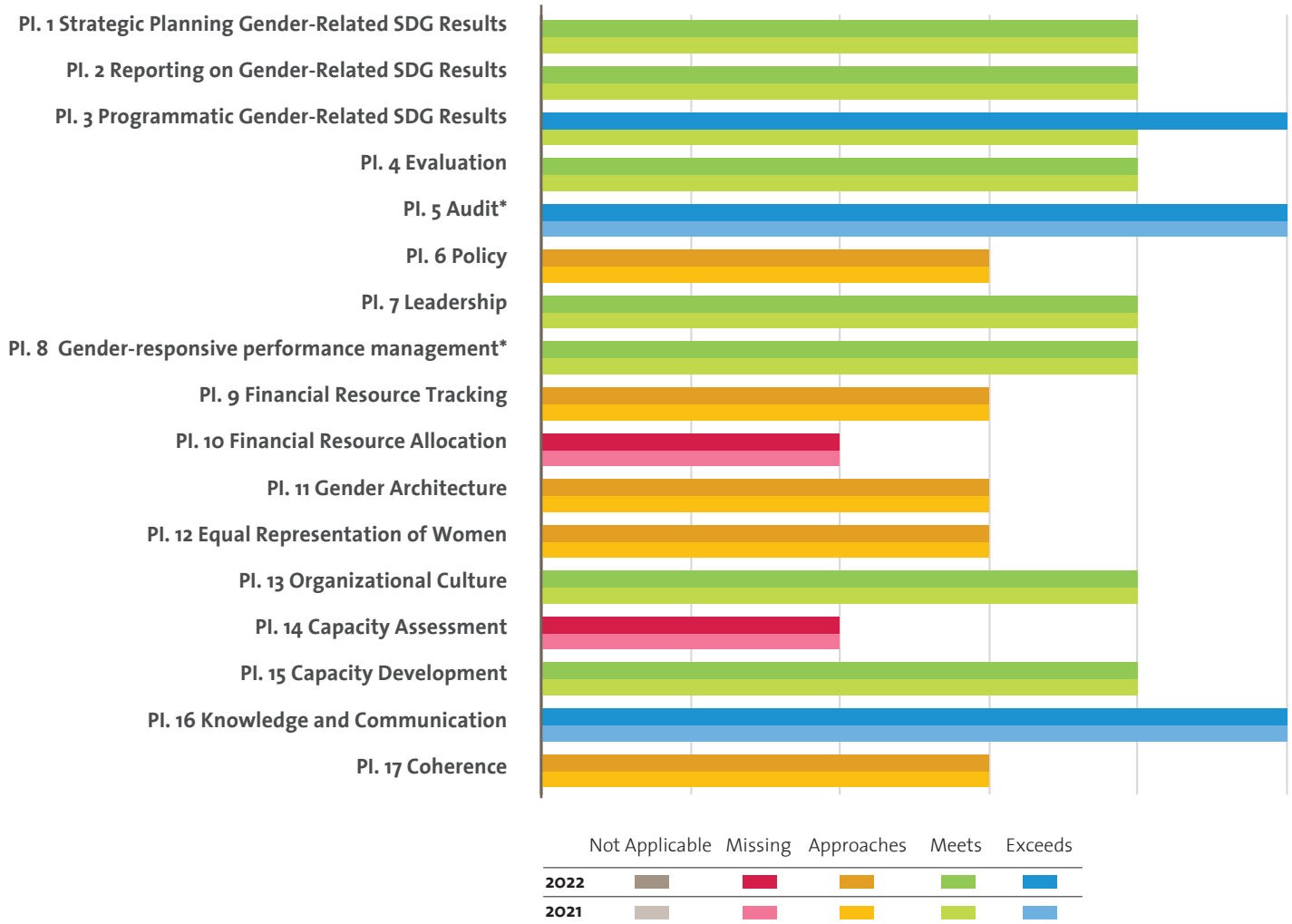
UNITED NATIONS DEPARTMENT OF ECONOMIC AND SOCIAL AFFAIRS (UN DESA)

UN-SWAP 2.0 PERFORMANCE 2022

The following three pages captures UN DESA's performance on UN SWAP 2.0 indicators for 2022.

In 2022, UN DESA met or exceeded the requirements for 10 out of 17 applicable performance indicators.

UN-SWAP 2.0 PERFORMANCE BY INDICATOR (2021-2022)



PERFORMANCE HIGHLIGHTS IN 2022

Most significant gains

- In 2022, UN DESA exceeded the requirements for three indicators and met them for another seven indicators.
- Significantly, UN DESA newly exceeded the requirements for one performance indicator: Programmatic gender-related SDG results.

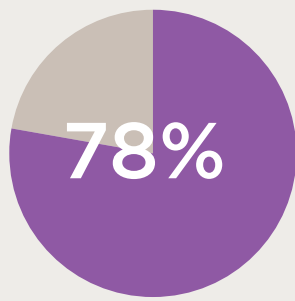
Areas for improvement

- UN Women encourages UN DESA to focus on the two indicators rated as missing requirements and the five indicators rated as approaching requirements.

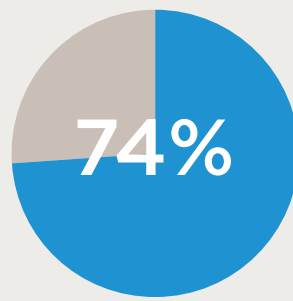
* Performance Indicators 5 on Audit and 8 on Gender-responsive performance management are jointly reported for all UN Secretariat entities by OIOS and DMSPC, respectively.

COMPARATIVE ANALYSIS FOR UN DESA

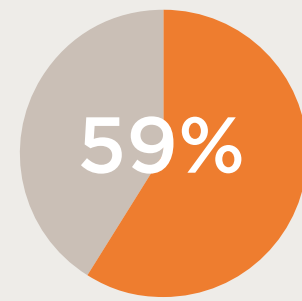
SHARE OF RATINGS MEETING/EXCEEDING REQUIREMENTS OF ALL RATINGS
NOT APPLICABLE RATINGS OMITTED



UN SECRETARIAT

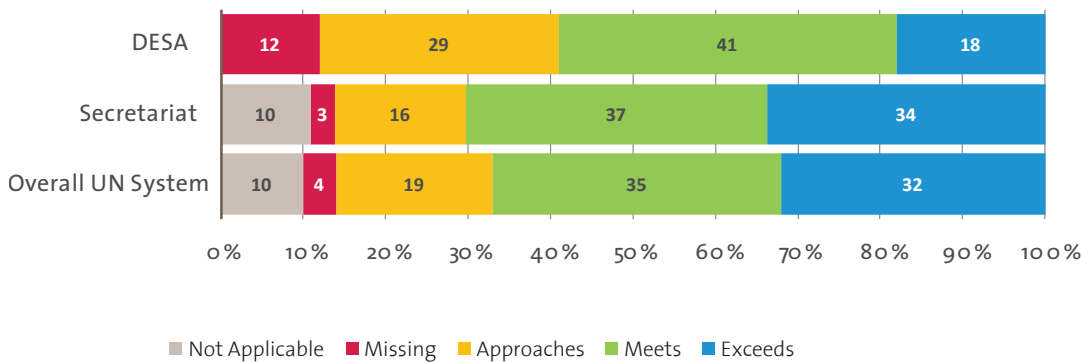


UN SYSTEM



UN DESA

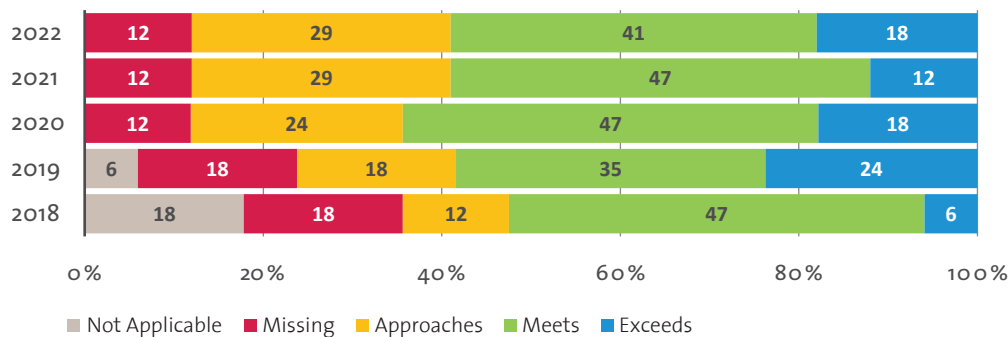
COMPARISON WITH THE SECRETARIAT AS A WHOLE AND THE OVERALL UN SYSTEM



In 2022, UN-DESA trailed the average UN-SWAP 2.0 performance of the overall UN system and the UN Secretariat.

UN DESA reported “missing” indicator requirements at a higher rate comparatively. However, the entity assessed all indicators as applicable.

UN DESA, COMPARATIVE ANALYSIS OF RATINGS BY YEAR



In 2022, UN DESA improved upon one performance indicator and maintained the overall achievements made in the previous two years.