

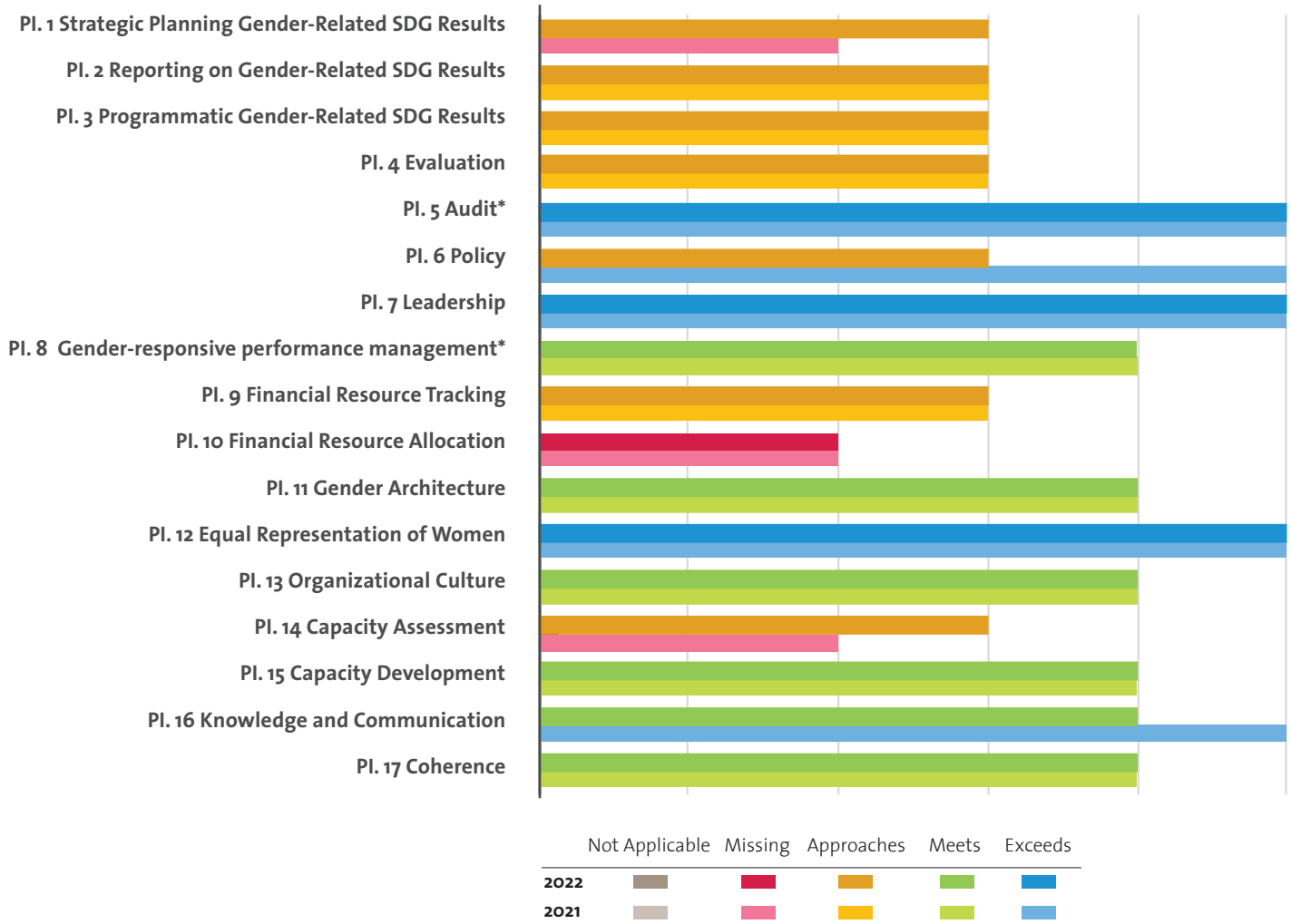
# OFFICE OF THE HIGH REPRESENTATIVE FOR LEAST DEVELOPED COUNTRIES, LANDLOCKED DEVELOPING COUNTRIES AND SMALL ISLAND DEVELOPING STATES (OHRLLS)

## UN-SWAP 2.0 PERFORMANCE 2022

The following three pages capture OHRLLS' performance on UN-SWAP 2.0 indicators for 2022.

In 2022, OHRLLS met or exceeded the requirements for 9 performance indicators out of 17 applicable.

UN-SWAP 2.0 PERFORMANCE BY INDICATOR (2021-2022)



**PERFORMANCE HIGHLIGHTS IN 2022**

**Most significant gains**

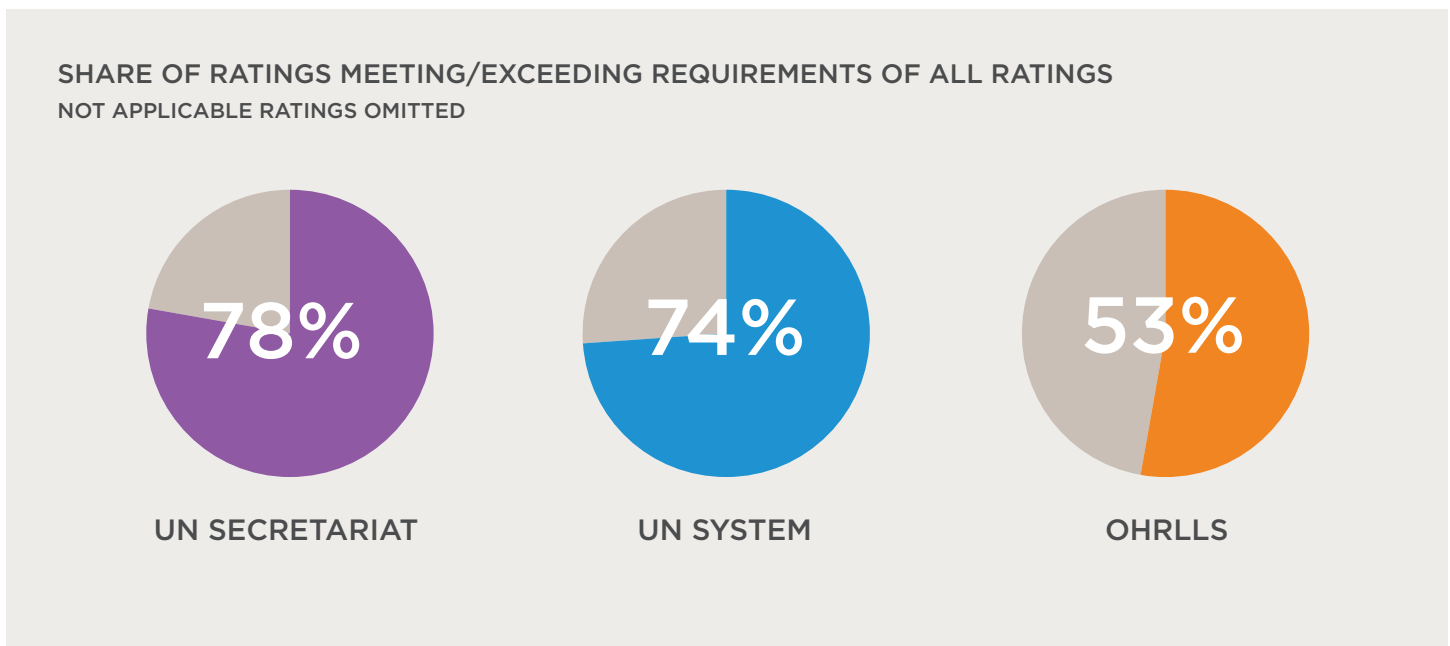
- In 2022, OHRLLS exceeded the requirements for three indicators and met the requirements for another six indicators

**Areas for improvement**

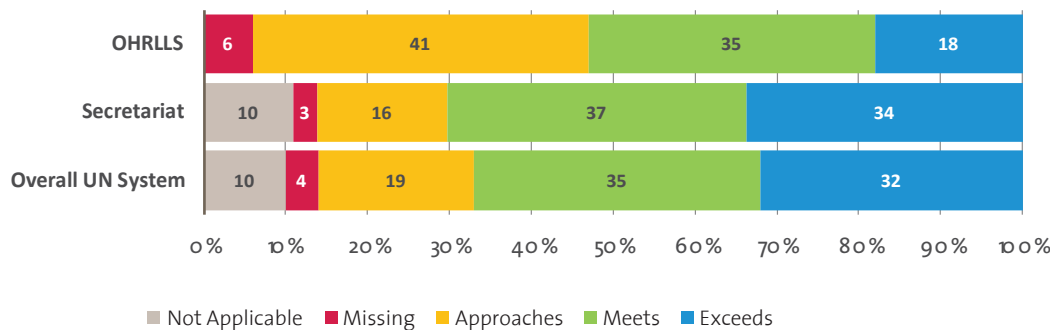
- UN Women encourages OHRLLS to focus on the indicator missing requirements: Financial resource allocation.
- Additionally, OHRLLS may wish to focus on the seven indicators approaching requirements. In particular, the Policy indicator has proven to be a catalyst for overall UN-SWAP 2.0 progress.

\* Performance Indicators 5 on Audit and 8 on Gender-responsive performance management are jointly reported for all UN Secretariat entities by OIOS and DMSPC, respectively.

COMPARATIVE ANALYSIS FOR OHRLLS



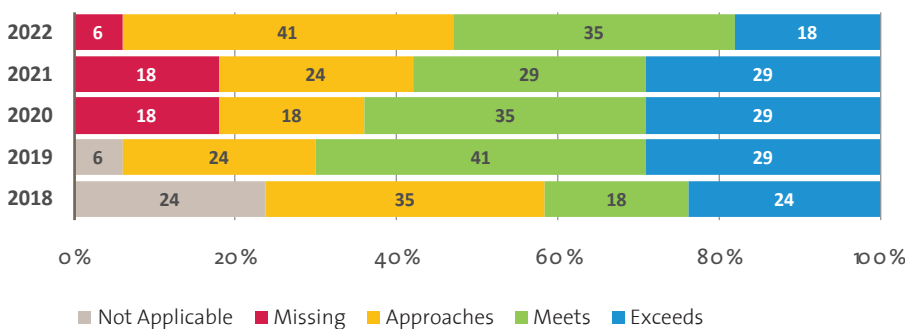
COMPARISON WITH THE SECRETARIAT AS A WHOLE AND THE OVERALL UN SYSTEM



In 2022, OHRLLS UN-SWAP performance trailed the combined performances of the overall UN system and the UN Secretariat.

Notably, OHRLLS assessed all indicators as applicable to the entity’s scope of work.

OHRLLS, COMPARATIVE ANALYSIS OF RATINGS BY YEAR



In 2022, OHRLLS met or exceeded the requirements for less indicators than during the previous three years.

OHRLLS is missing the requirements for less indicators than in 2020 and 2021.