

UNITED NATIONS INDUSTRIAL DEVELOPMENT ORGANIZATION (UNIDO)

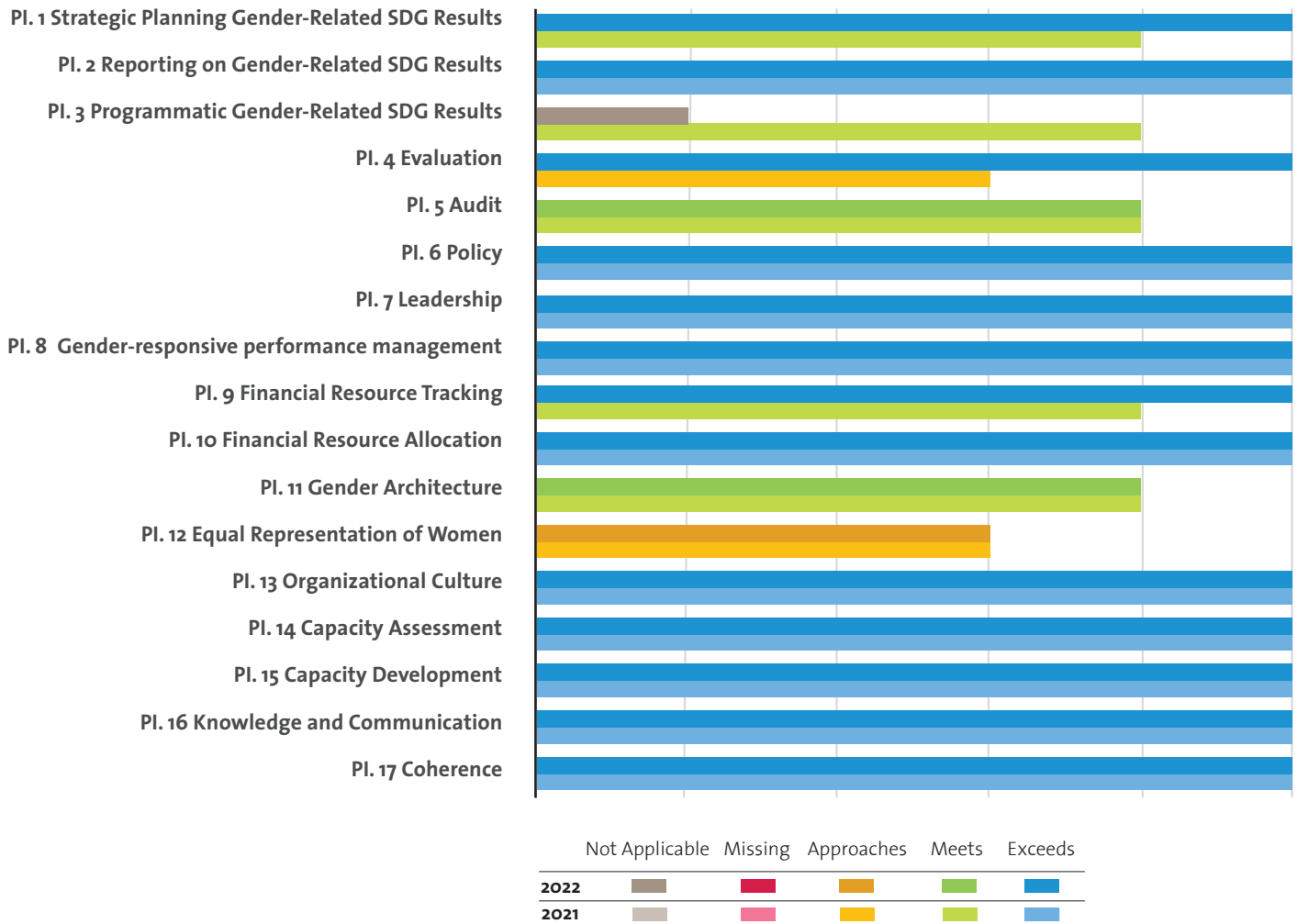
UN-SWAP 2.0 PERFORMANCE 2022

The following three pages capture UNIDO's performance on UN-SWAP 2.0 indicators for 2022.

In 2022, UNIDO met or exceeded the requirements for 15 out of 16 applicable performance indicators.

UNIDO's progress towards meeting UN-SWAP 2.0 requirements is significantly above average.

UN-SWAP 2.0 PERFORMANCE BY INDICATOR (2021-2022)



PERFORMANCE HIGHLIGHTS IN 2022

Most significant gains

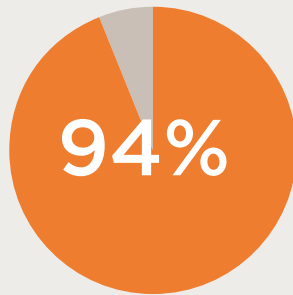
- In 2022, UNIDO exceeded requirements for 13 indicators and met them for another two indicators.
- Significantly, UNIDO newly exceeded requirements for three indicators: Strategic planning gender-related results, Evaluation, and Financial resource tracking.

Areas for improvement

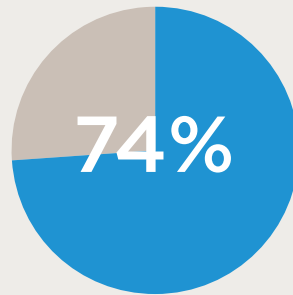
- UN Women encourages UNIDO to focus on the remaining indicator rated as approaching requirements, Equal representation of women, to achieve full compliance.

COMPARATIVE ANALYSIS FOR UNIDO

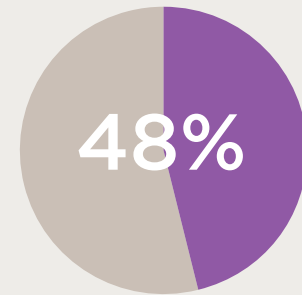
SHARE OF RATINGS MEETING/EXCEEDING REQUIREMENTS OF ALL RATINGS
NOT APPLICABLE RATINGS OMITTED



UNIDO

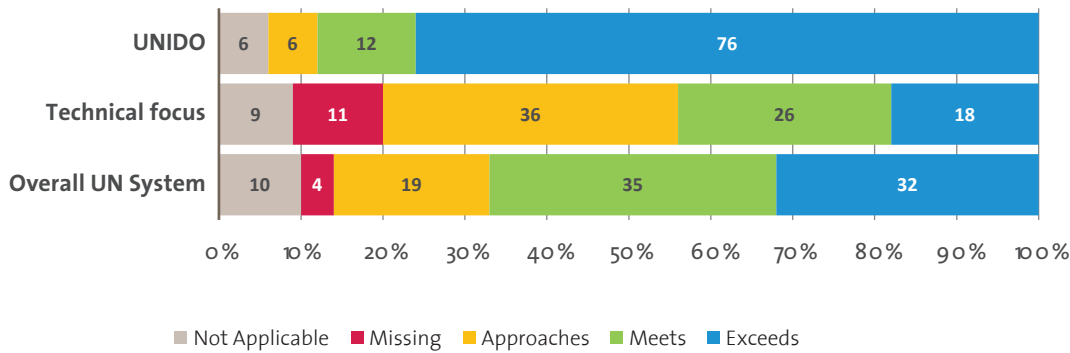


UN SYSTEM



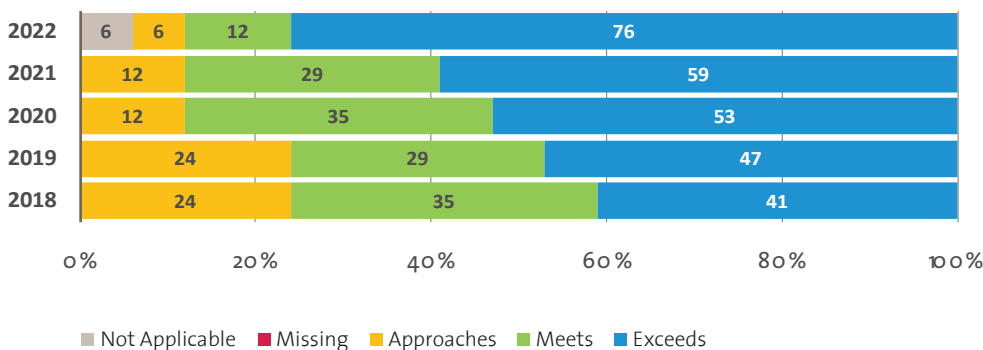
TECHNICAL FOCUS

COMPARISON WITH SPECIALIZED ENTITIES AND THE OVERALL UN SYSTEM



In 2022, UNIDO remained a top performing entity by having met or exceeded significantly more indicators than the average for Technical entities and the UN System as a whole.

UNIDO, COMPARATIVE ANALYSIS OF RATINGS BY YEAR



In 2022, UNIDO exceeded the requirements for 76 per cent of the indicators, continuing a steady improvement registered throughout the previous five UN-SWAP 2.0 implementation cycles.