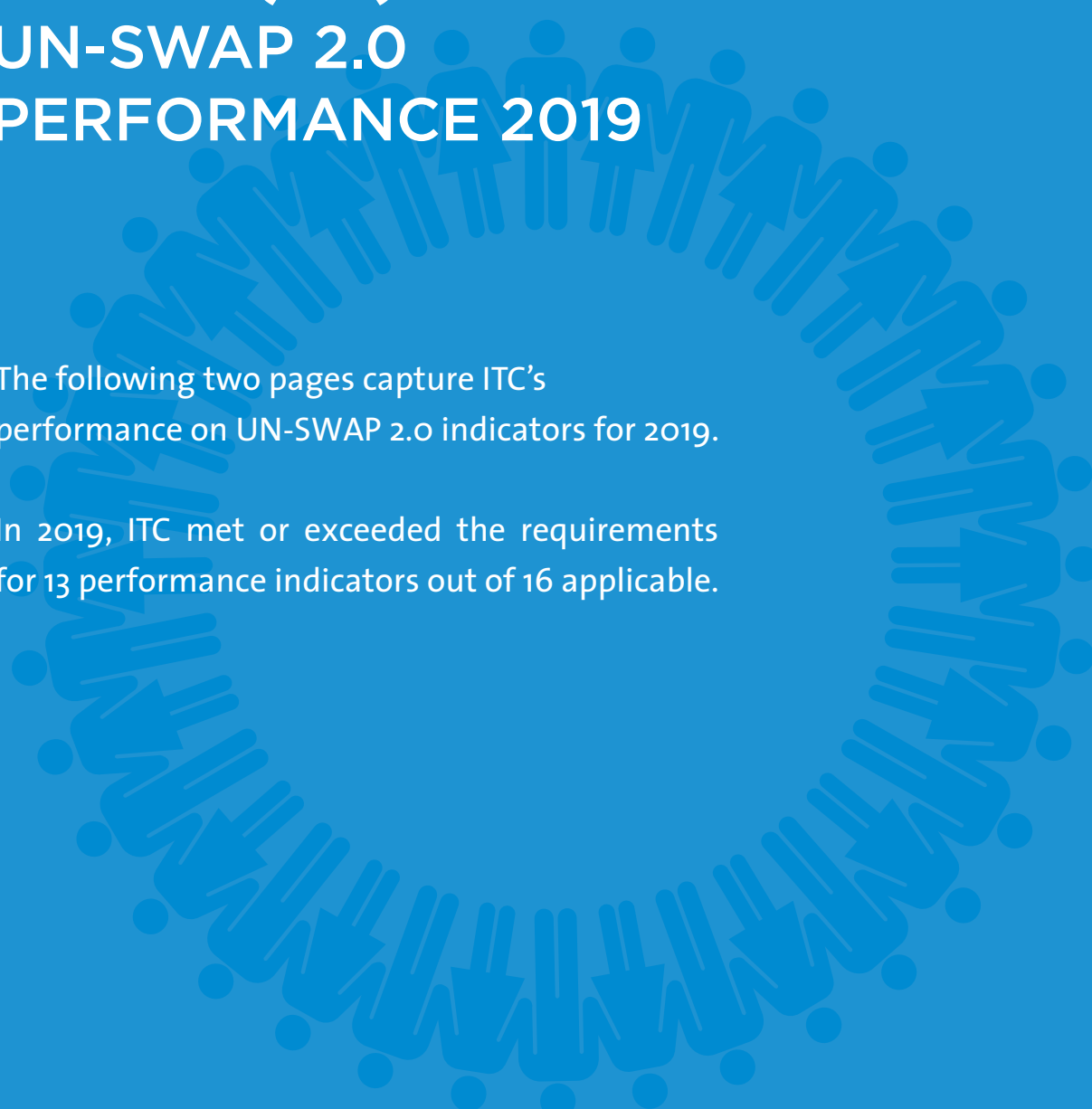


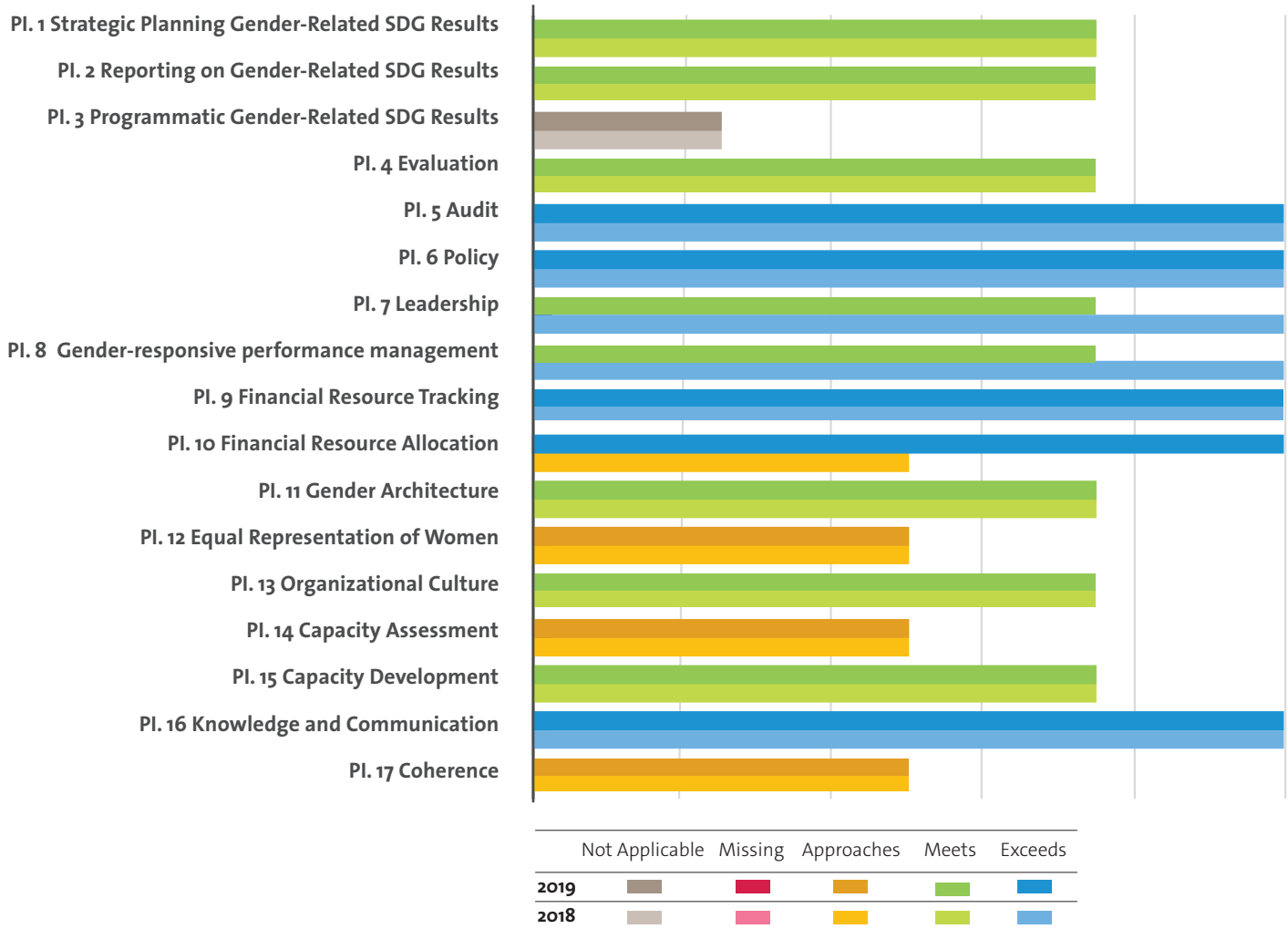
# INTERNATIONAL TRADE CENTER (ITC) UN-SWAP 2.0 PERFORMANCE 2019

The following two pages capture ITC's performance on UN-SWAP 2.0 indicators for 2019.

In 2019, ITC met or exceeded the requirements for 13 performance indicators out of 16 applicable.



UN-SWAP 2.0 PERFORMANCE BY INDICATOR (2018-2019)



PERFORMANCE HIGHLIGHTS IN 2019

Most significant gains

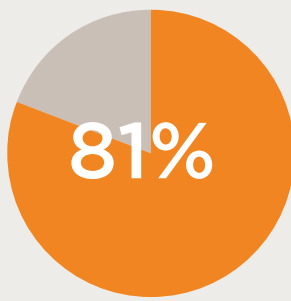
- 2019 has been a good year for ITC, exceeding requirements for 5 indicators and meeting requirements for 8 indicators.
- Significantly, ITC newly exceeded requirements for Financial Resource Allocation, previously approaching requirements, and which remains the greatest challenge for most entities.

Areas for improvement

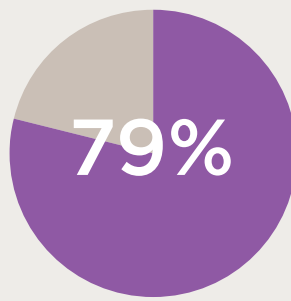
- UN Women encourages ITC to focus on the 3 indicators rated as approaching requirements. In particular, updating the 2015 policy on gender parity will be a great opportunity for ITC to improve performance on the Equal Representation of Women and achieve the goal of parity by 2023.

COMPARATIVE ANALYSIS FOR ITC

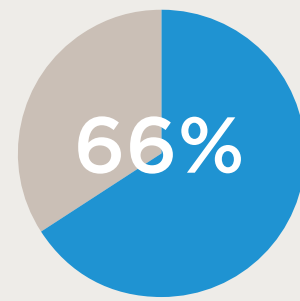
SHARE OF RATINGS MEETING/EXCEEDING REQUIREMENTS OF ALL RATINGS  
NOT APPLICABLE RATINGS OMITTED



ITC

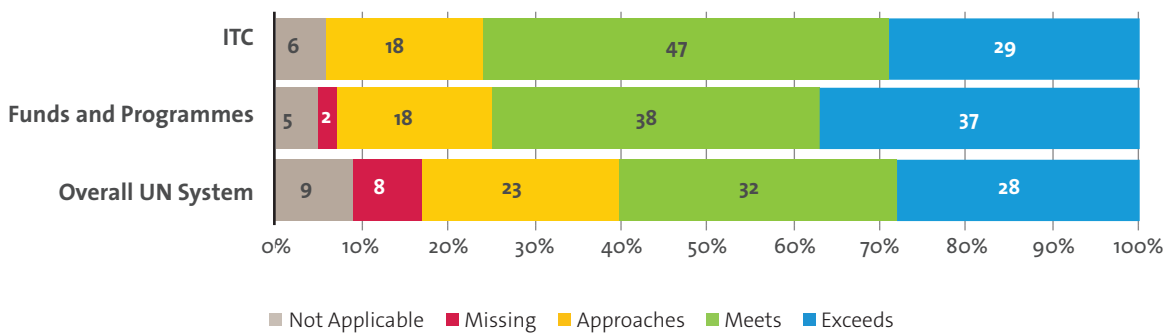


FUNDS AND PROGRAMMES



UN SYSTEM

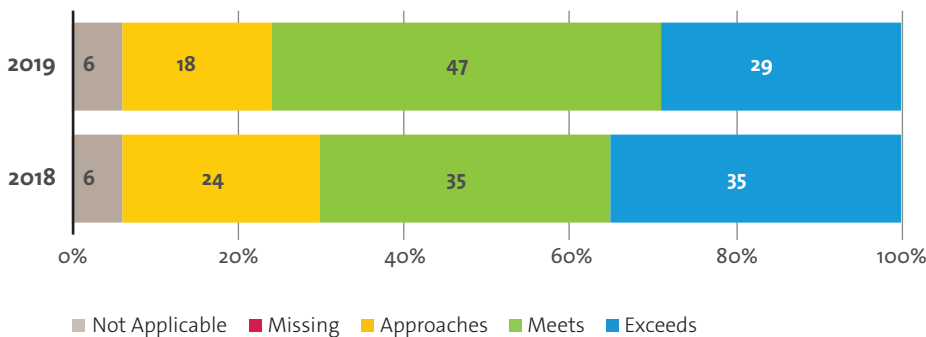
COMPARISON WITH THE FUNDS AND PROGRAMMES AND THE OVERALL UN SYSTEM  
NOT APPLICABLE RATINGS INCLUDED



- In 2019, ITC met or exceeded requirements for more indicators than both the average for the Funds and Programmes and for the UN system at large.

- ITC did not miss the requirements for any indicators.

ITC, COMPARATIVE ANALYSIS OF RATINGS BY YEAR



- In 2019, ITC met or exceeded requirements for 76 per cent of indicators, an increase of 6 percentage points from 2018. Two indicators that were previously exceeding requirements are now meeting them.

- Commendably, one indicator has improved from approaching requirements to exceeding them.