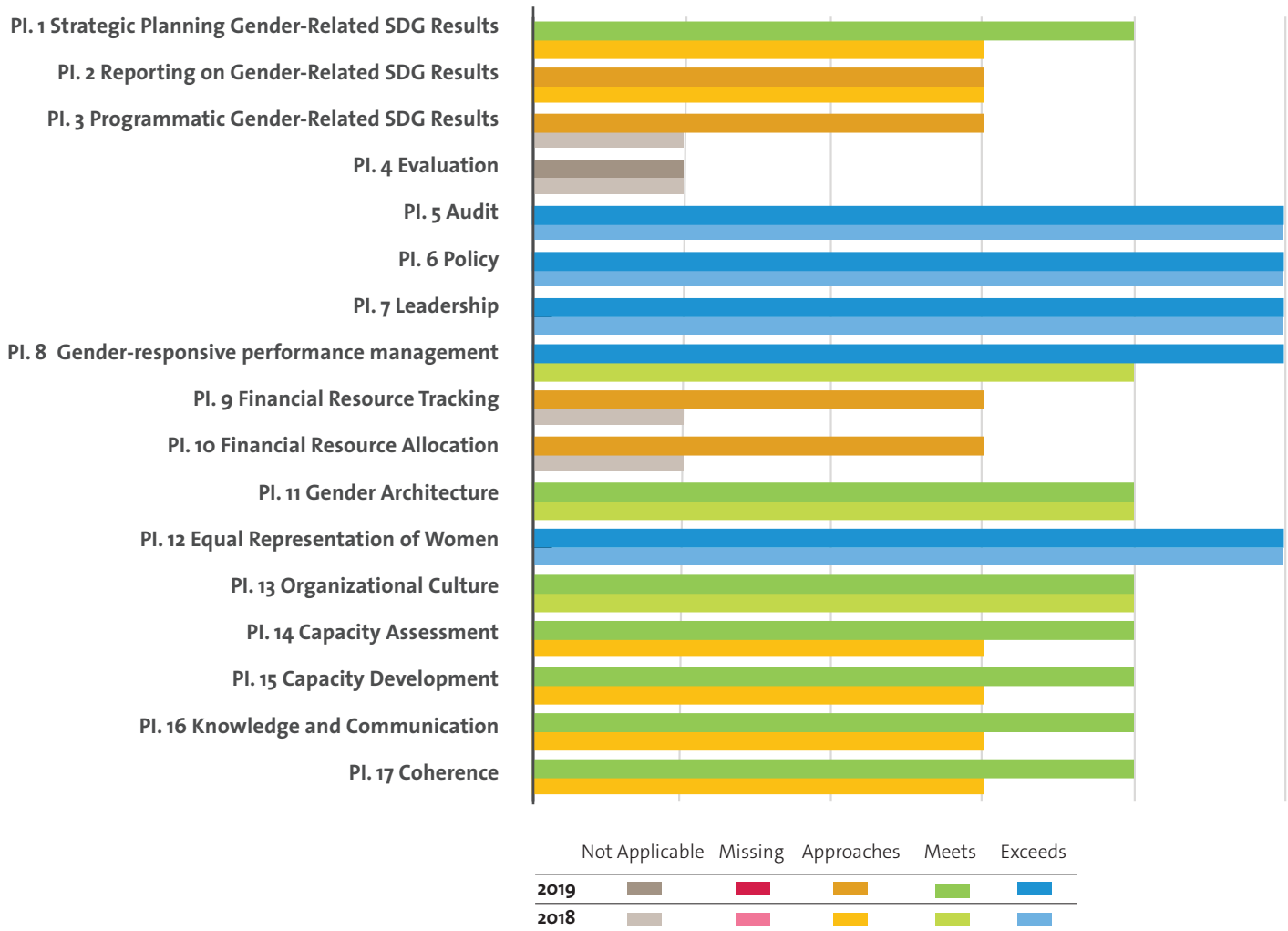


OFFICE OF THE HIGH REPRESENTATIVE FOR LEAST DEVELOPED COUNTRIES, LANDLOCKED DEVELOPING COUNTRIES AND SMALL ISLAND DEVELOPING STATES (OHRLLS) UN-SWAP 2.0 PERFORMANCE 2019

The following two pages capture OHRLLS' performance on UN-SWAP 2.0 indicators for 2019.

In 2019, OHRLLS met or exceeded the requirements for 12 performance indicators out of 16 applicable, a significant improvement from 2018 results.

UN-SWAP 2.0 PERFORMANCE BY INDICATOR (2018-2019)



PERFORMANCE HIGHLIGHTS IN 2019

Most significant gains

- 2019 was a year of commendable progress for OHRLLS.
- The entity met requirements for five new indicators.
- Significantly, OHRLLS also continued to exceed requirements on Policy and the Equal Representation of Women.

Areas for improvement

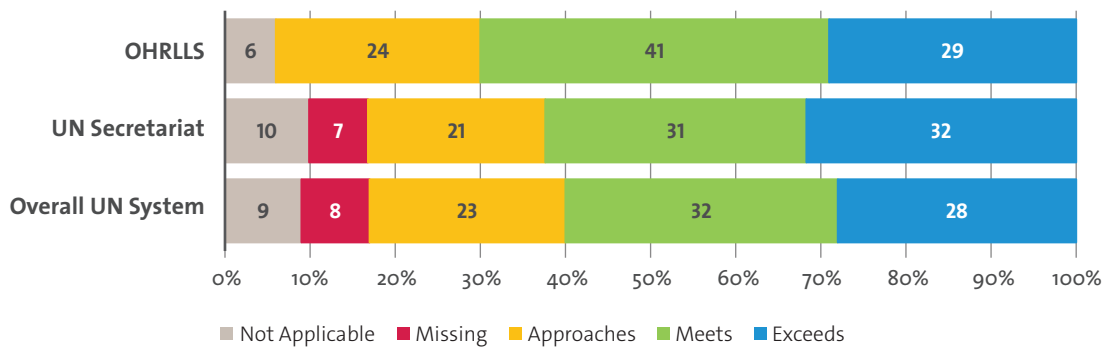
- UN Women encourages OHRLLS to work towards further progress on the Financial Resource Tracking and Allocation indicators, as well as on the other two indicators marked as approaching requirements: Reporting on Gender-Related SDG Results and Programmatic Gender-Related SDG Results not Directly Captured in the Strategic Plan.

COMPARATIVE ANALYSIS FOR OHRLLS

SHARE OF RATINGS MEETING/EXCEEDING REQUIREMENTS OF ALL RATINGS
NOT APPLICABLE RATINGS OMITTED

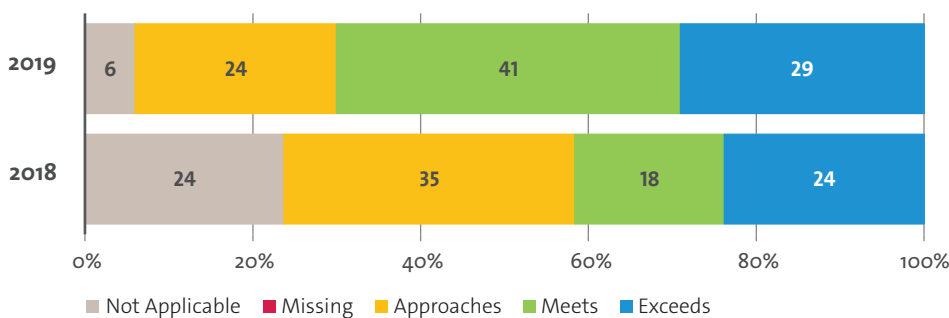


COMPARISON WITH THE SECRETARIAT AS A WHOLE AND THE OVERALL UN SYSTEM
NOT APPLICABLE RATINGS INCLUDED



- OHRLLS' 2019 UN-SWAP 2.0 performance is above average.
- In 2019, OHRLLS performed better than both the average for the UN Secretariat and the UN System at large.

OHRLLS, COMPARATIVE ANALYSIS OF RATINGS BY YEAR



- OHRLLS' performance shows great progress in comparison with 2018.
- In 2019, OHRLLS met or exceeded requirements for 70 per cent of the performance indicators, a remarkable 28-percentage point increase in from results in 2018.
- The share of indicators rated as not applicable declined by 18 percentage points.