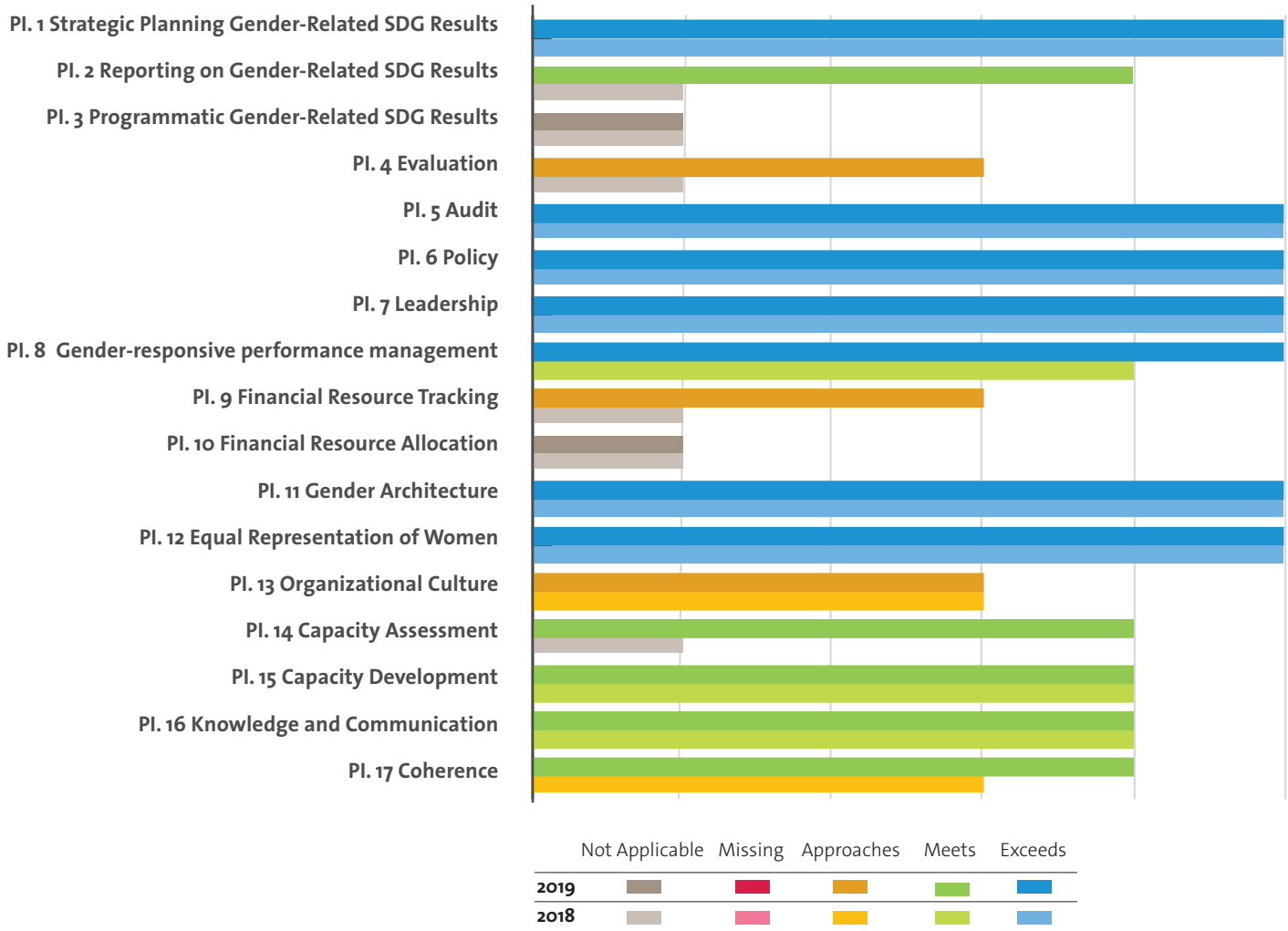


UNITED NATIONS OFFICE FOR LEGAL AFFAIRS (OLA) UN-SWAP 2.0 PERFORMANCE 2019

The following two pages capture OLA's performance on UN-SWAP 2.0 indicators for 2019.

In 2019, OLA met or exceeded the requirements for 12 performance indicators out of 15 applicable, a significant improvement from 2018 results.

UN-SWAP 2.0 PERFORMANCE BY INDICATOR (2018-2019)



PERFORMANCE HIGHLIGHTS IN 2019

Most significant gains

- In 2019, OLA met or exceeded the requirements for 12 indicators.
- Significantly, OLA incorporated four new indicators into its reporting, which were previously rated not applicable. UN Women commends these efforts toward a comprehensive implementation of the UN-SWAP 2.0.

Areas for improvement

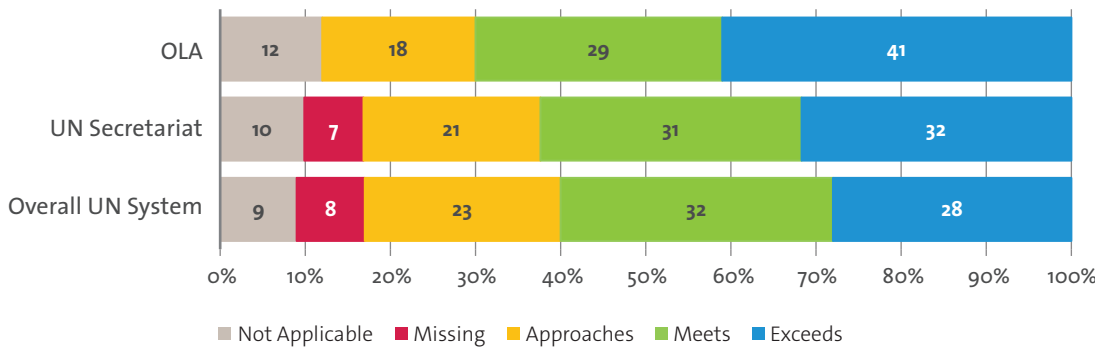
- UN Women encourages OLA to focus on the three indicators rated as approaching requirements.

COMPARATIVE ANALYSIS FOR OLA

SHARE OF RATINGS MEETING/EXCEEDING REQUIREMENTS OF ALL RATINGS
NOT APPLICABLE RATINGS OMITTED

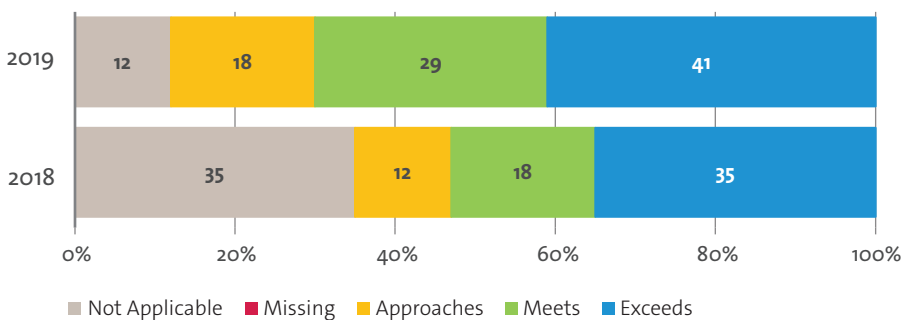


COMPARISON WITH THE SECRETARIAT AS A WHOLE AND THE OVERALL UN SYSTEM
NOT APPLICABLE RATINGS INCLUDED



- OLA’s 2019 UN-SWAP 2.0 performance is above average.
- In 2019, OLA met or exceeded more indicators than both the average for the UN Secretariat and the UN System at large.

OLA, COMPARATIVE ANALYSIS OF RATINGS BY YEAR



- OLA’s performance shows great progress in comparison with 2018.
- In 2019, OLA exceeded requirements for 7 indicators and met requirements for another 5, thereby meeting and exceeding requirements on 70 per cent of the performance indicators, a 17-percentage point increase from 2018.
- The share of indicators rated as not applicable has declined by 23-percentage points.