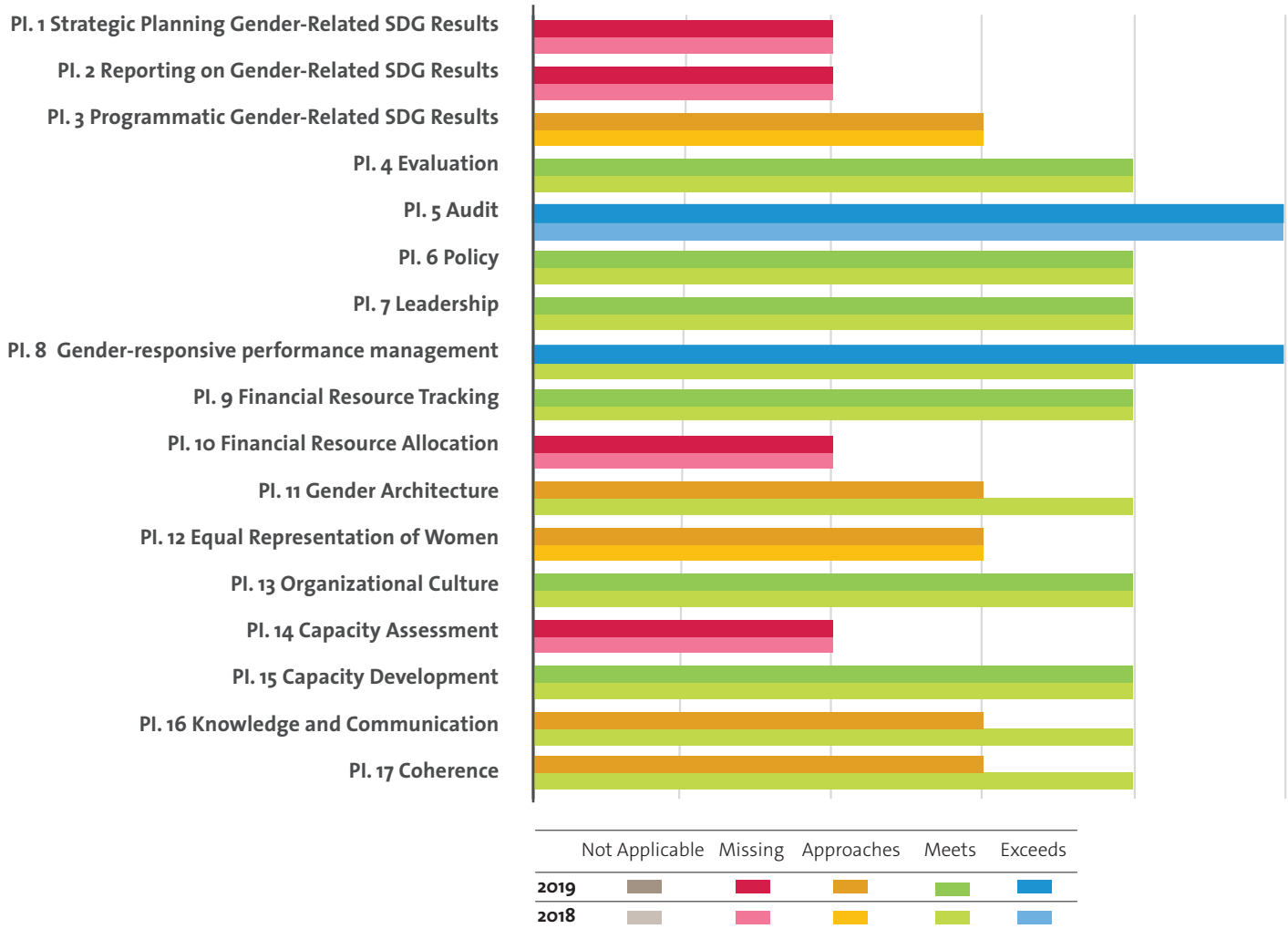


UNITED NATIONS HUMAN SETTLEMENTS PROGRAMME UN-SWAP 2.0 PERFORMANCE 2019

The following two pages capture UN-Habitat's performance on UN-SWAP 2.0 indicators for 2019.

In 2019, UN-Habitat met or exceeded the requirements for 8 performance indicators out of 17 applicable.

UN-SWAP 2.0 PERFORMANCE BY INDICATOR (2018-2019)



PERFORMANCE HIGHLIGHTS IN 2019

Most significant gains

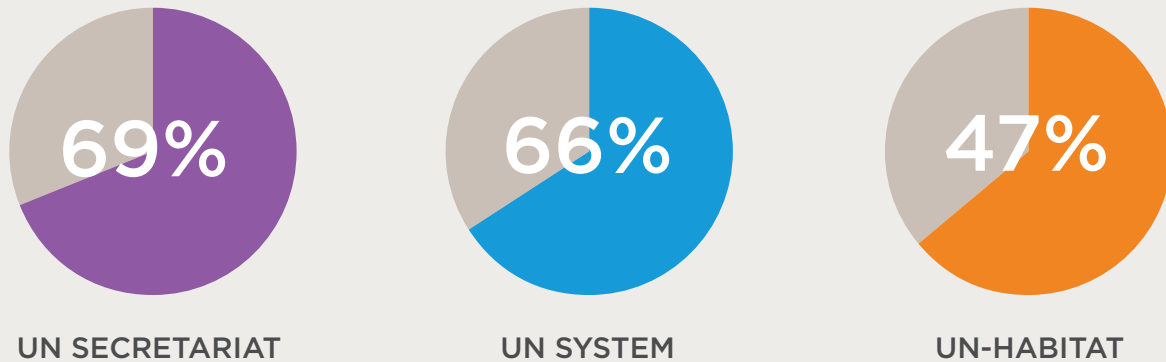
- In 2019, UN-Habitat newly exceeded requirements for Gender-Responsive Performance Management, while maintaining strong performance on several other indicators, particularly Policy and Financial Resource Tracking.

Areas for improvement

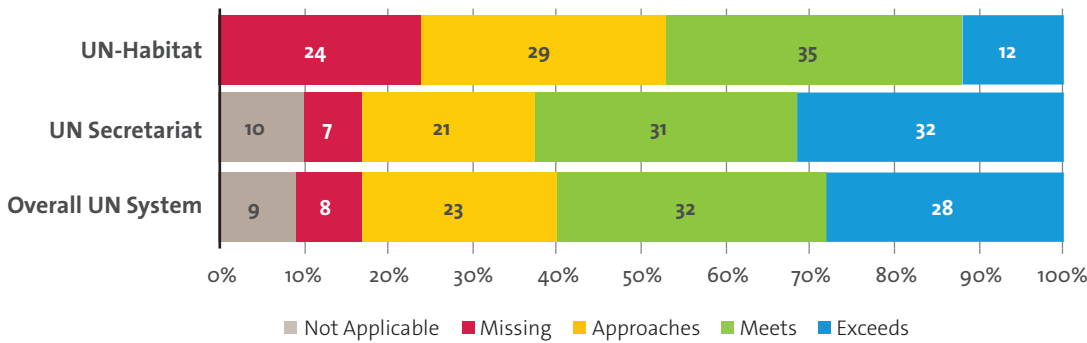
- UN Women encourages UN-Habitat to prioritize the four indicators that missed requirements and the five indicators that approached them, highlighting the particular importance of Financial Resource Allocation and the Equal Representation of Women.

COMPARATIVE ANALYSIS FOR UN-HABITAT

SHARE OF RATINGS MEETING/EXCEEDING REQUIREMENTS OF ALL RATINGS
NOT APPLICABLE RATINGS OMITTED

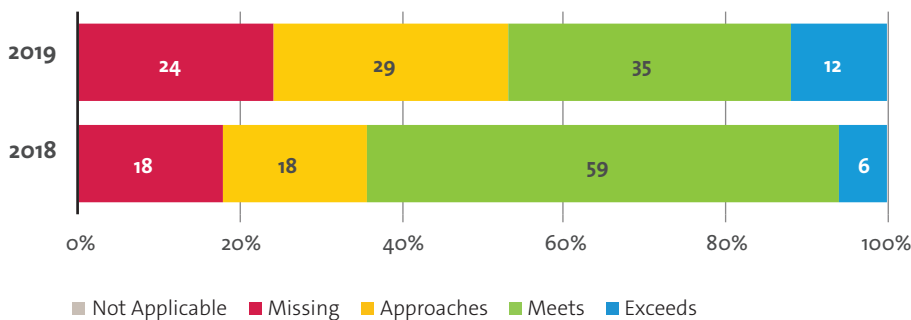


COMPARISON WITH SECRETARIAT ENTITIES AND THE OVERALL UN SYSTEM
NOT APPLICABLE RATINGS INCLUDED



- In 2019, UN-Habitat met or exceeded requirements for fewer indicators than both the average for the Secretariat and the overall UN System.
- Commendably, UN-Habitat did not rate any indicators as not applicable. In comparison, on average the UN Secretariat and the overall UN System rated 10 and 9 per cent of indicators as not applicable, respectively.

UN-HABITAT, COMPARATIVE ANALYSIS OF RATINGS BY YEAR



In 2019, UN-Habitat exceeded requirements for 2 indicators and met them for 6 indicators. While this performance includes an additional indicator that exceeded requirements in 2019, there has also been a 24 percentage point decline in indicators that met requirements as compared with 2018 results.