

UNITED NATIONS ENTITY FOR GENDER EQUALITY AND THE EMPOWERMENT OF WOMEN (UN WOMEN)

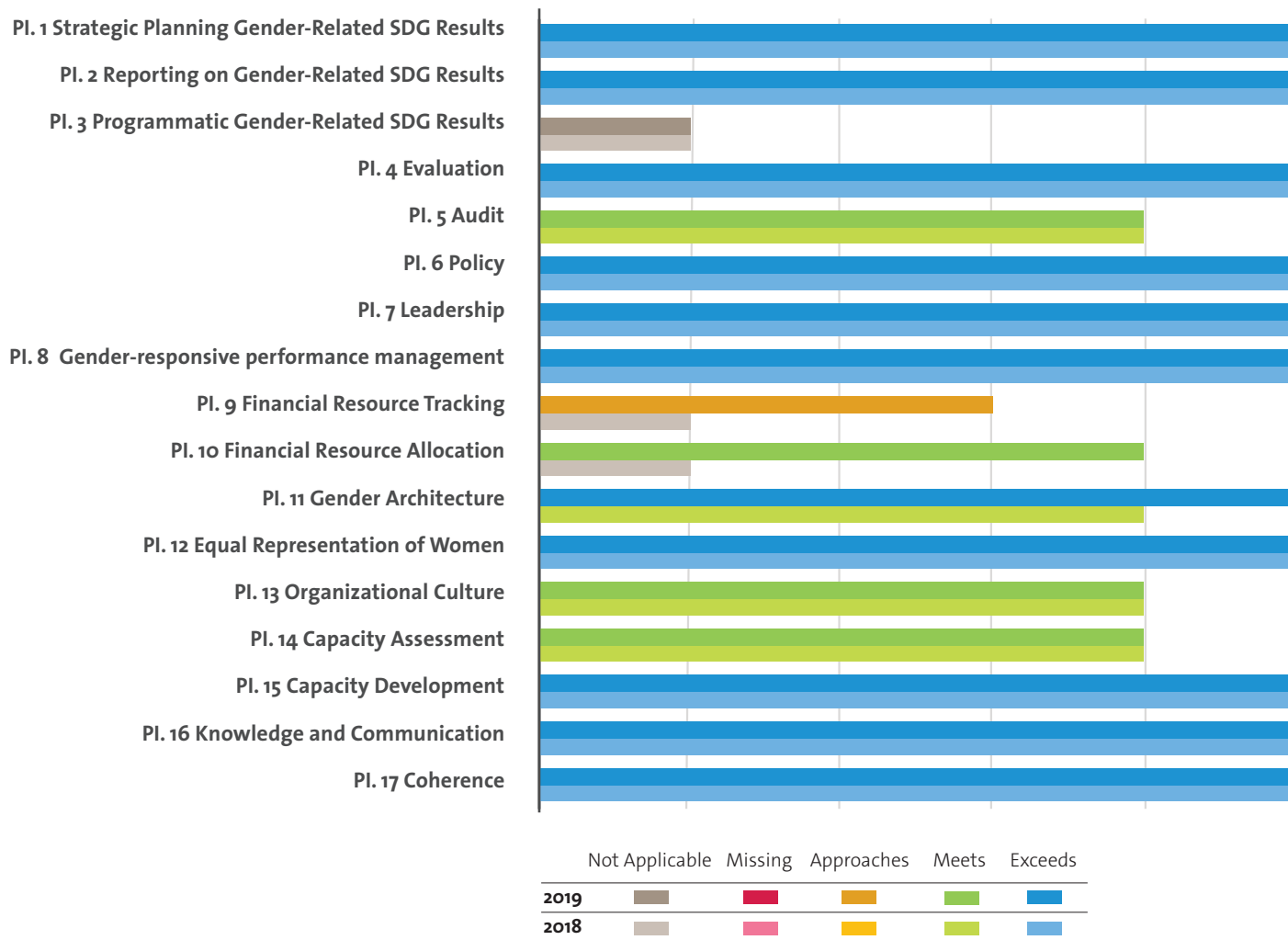


UN-SWAP 2.0 PERFORMANCE 2019

The following two pages capture UN Women's performance on UN-SWAP 2.0 indicators for 2019.

In 2019, UN Women met or exceeded the requirements for 14 performance indicators out of 16 applicable.

UN-SWAP 2.0 PERFORMANCE BY INDICATOR (2018-2019)



PERFORMANCE HIGHLIGHTS IN 2019

Most significant gains

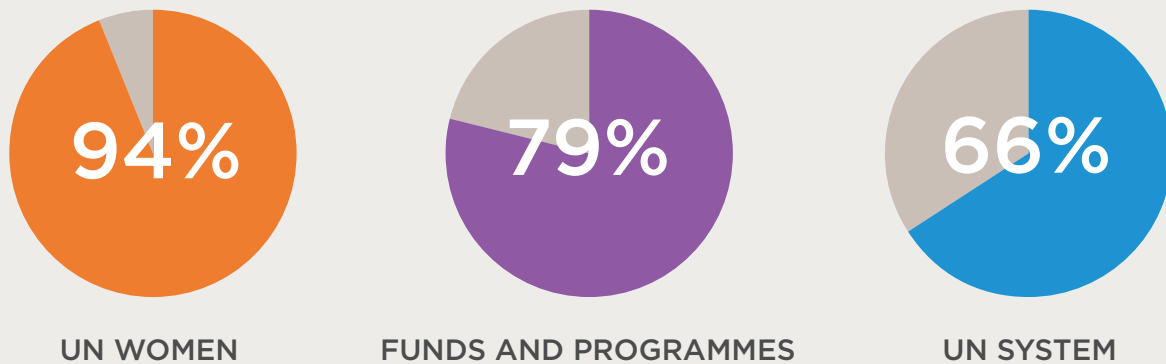
- In 2019, UN Women is meeting requirements on Financial Resource Allocation and is exceeding them on Gender Architecture.
- UN Women continues to exceed requirements 11 UN-SWAP 2.0 performance indicators.

Areas for improvement

- The only indicator marked as approaching requirements in Financial Resource Tracking.

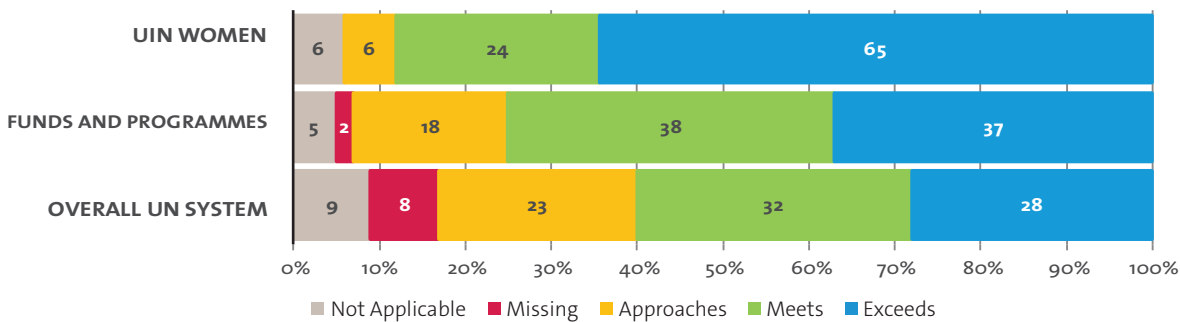
COMPARATIVE ANALYSIS FOR OSRSG-CAAC

SHARE OF RATINGS MEETING/EXCEEDING REQUIREMENTS OF ALL RATINGS
NOT APPLICABLE RATINGS OMITTED



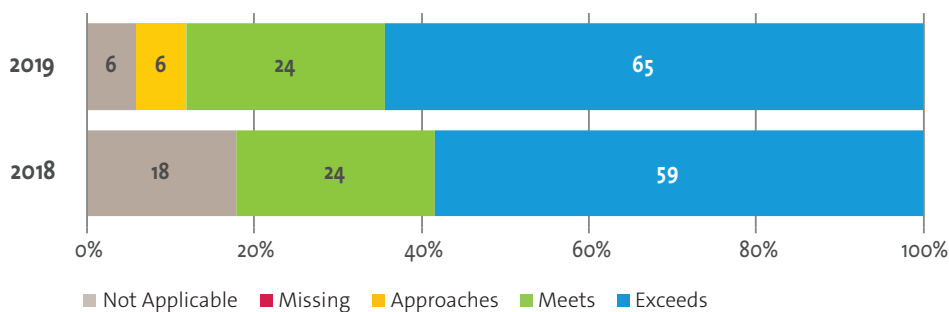
COMPARISON WITH THE FUNDS AND PROGRAMMES AND THE OVERALL UN SYSTEM

NOT APPLICABLE RATINGS INCLUDED



- UN Women's 2019 UN-SWAP 2.0 performance is significantly above average.
- In 2019, UN Women performed notably better than both the average for the Funds and Programmes and the UN System at large.

UN WOMEN, COMPARATIVE ANALYSIS OF RATINGS BY YEAR



- In 2019, UN Women exceeded requirements on an additional indicator as compared with 2018.
- UN Women also reported on an additional two indicators which were marked as not applicable in 2018.