

UNITED NATIONS CONFERENCE ON TRADE AND DEVELOPMENT (UNCTAD) UN-SWAP 2.0 PERFORMANCE 2019



The following two pages capture UNCTAD's performance on UN-SWAP 2.0 indicators for 2019.

In 2019, UNCTAD met or exceeded the requirements for 9 performance indicators out of 16 applicable, an improvement from 2018 results.

UN-SWAP 2.0 PERFORMANCE BY INDICATOR (2018-2019)



PERFORMANCE HIGHLIGHTS IN 2019

Most significant gains

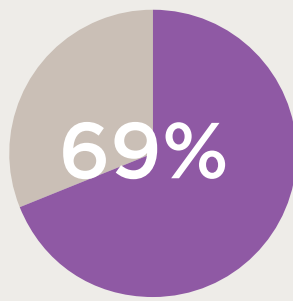
- 2019 has been a year of commendable progress for UNCTAD. Most significantly, UNCTAD is newly meeting requirements for Financial Resource Tracking and exceeding requirements on Strategic Planning Gender-Related SDG Results and Gender-Responsive Performance Management.

Areas for improvement

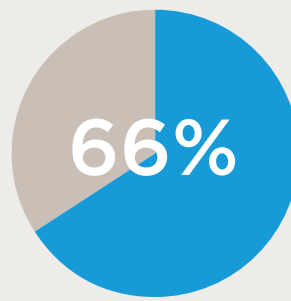
- UN Women recommends that UNCTAD focuses on the indicators approaching and missing requirements. In particular, UN Women highlights the importance of Policy, Financial Resource Allocation and the Equal Representation of Women.

COMPARATIVE ANALYSIS FOR UNCTAD

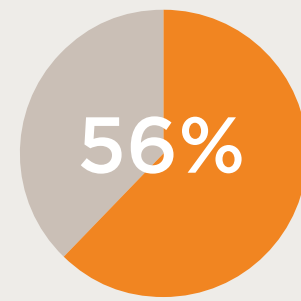
SHARE OF RATINGS MEETING/EXCEEDING REQUIREMENTS OF ALL RATINGS
NOT APPLICABLE RATINGS OMITTED



UN SECRETARIAT

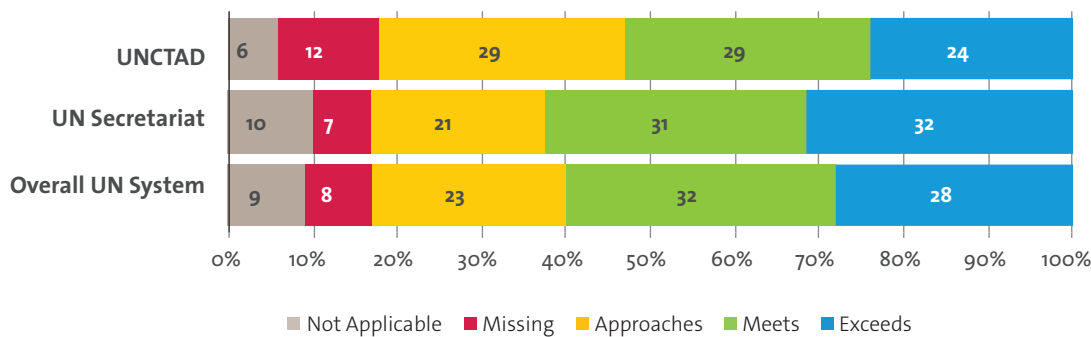


UN SYSTEM



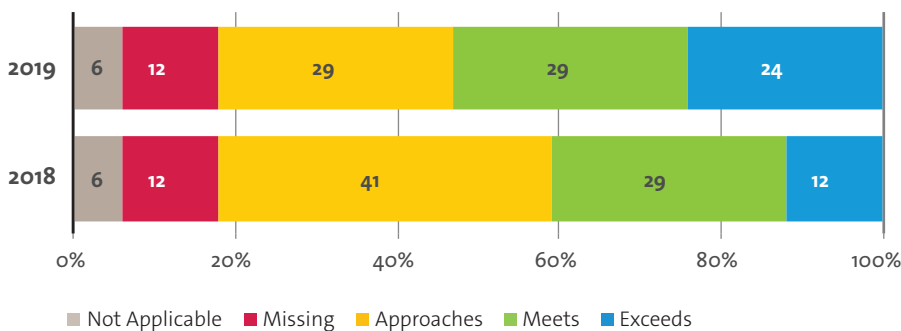
UNCTAD

COMPARISON WITH THE SECRETARIAT AND THE OVERALL UN SYSTEM NOT APPLICABLE RATINGS INCLUDED



- In 2019, UNCTAD met or exceeded requirements for fewer indicators than both the average for the UN Secretariat and for the UN system as a whole.
- UNCTAD marked only one indicator as not applicable.

UNCTAD, COMPARATIVE ANALYSIS OF RATINGS BY YEAR



In 2019, UNCTAD met or exceeded requirements for 53 per cent of the performance indicators, a 12 percentage point increase from 2018. This significant increase contributed to a consequent decline in indicators approaching requirements, from 41 per cent in 2018 to 29 per cent in 2019.